

## Roads & Bridges

<u>Project Title</u>	<u>Page</u>
AACC B&A Connector	171
ADA ROW Compliance	134
Alley Reconstruction	139
Andover Rd Sight Distance Impr	160
Arundel Mills LDC Roads	133
Bridge Const. Placeholder	148
Bridge Program Management	155
Brock Brdg/Ltl Patuxent Bank	175
Brock Bridge/MD 198	169
Chesapeake Center Drive	118
Chg Agst R & B Clsd Projects	163
Conway Rd/Little Pax River	146
Duvall/Outing Access Improveme	159
Furnace Ave Brdg/Deep Run	126
Gov Bridge Over Pax River	136
Hanover Road Corridor Imprv	172
Hanover Road/Deep Run	145
Harwood Rd Brdg/Stocketts Run	167
Hwy Sfty Improv (HSI) - Paren	121
Jacobs Road/Severn Run	147
Jennifer Road Shared Use Path	152
Jumpers Hole Rd Improvements	141
Masonry Reconstruction	123
McKendree Rd/Lyons Creek	135
MD 170 Widening	140
MD 214 & Loch Haven Road	142
MD 214 @ MD 468 Impr	164
MD Rte 175 Sidewalks	177
Mgthy Bridge Rd Brdg/Mgthy Riv	125
Mjr Bridge Rehab (MBR)	120
Monterey Ave Sidewalk Improv	137
Mt. Rd Corridor Revita. Ph 1	174

<u>Project Title</u>	<u>Page</u>
Oakwood/Old Mill Blvd Roundabo	156
O'Connor Rd / Deep Run	129
Odenton Area Sidewalks	176
Odenton Grid Streets	170
Parole Transportation Center	149
Pasadena Rd Improvements	165
Ped Improvement - SHA	131
Pleasant Plains Rd Safety Im	158
Polling House/Rock Branch	130
R & B Project Plan	168
Race Road - Jessup Village	138
Rd Reconstruction	122
Riva Rd at Gov Bridge Rd	166
River Dr Stone Revetment	157
Road Agreement W/T Devlpr	162
Road Resurfacing	119
Route 2 Improvements	151
Route 3 Improvements	153
Safety Improv. on SHA Roads	154
Severn-Harman Ped Net	132
Sidewalk/Bikeway Fund	124
Solley Road Shared Use Path	161
Tanyard Springs Ln Ext	173
Town Cntr To Reece Rd	117
Trans Facility Planning	127
Transit Improvements	143
Transportation Placeholder	144
Waugh Chapel Road Improvements	150
Wayson Rd/Davidsonville	128



# Capital Budget and Program

# Anne Arundel County, Maryland

## Project Class Summary - Project Listing

## County Executive Request

Project	Project Title	Total	Prior	FY2022	FY2023	FY2024	FY2025	FY2026	FY2027
H580800	Hanover Road/Deep Run	\$192,000	\$149,000	\$43,000	\$0	\$0	\$0	\$0	\$0
H580900	Conway Rd/Little Pax River	\$440,000	\$390,000	\$50,000	\$0	\$0	\$0	\$0	\$0
H581000	Jacobs Road/Severn Run	\$232,000	\$189,000	\$0	\$43,000	\$0	\$0	\$0	\$0
H581100	Bridge Const. Placeholder	\$37,500,000	\$0	\$0	\$7,500,000	\$7,500,000	\$7,500,000	\$7,500,000	\$7,500,000
H581200	Parole Transportation Center	\$14,175,000	\$882,000	\$2,600,000	\$10,693,000	\$0	\$0	\$0	\$0
H581300	Waugh Chapel Road Improvement	\$13,921,000	\$1,061,000	\$0	\$603,000	\$12,257,000	\$0	\$0	\$0
H581400	Route 2 Improvements	\$16,503,000	\$1,306,000	\$0	\$1,307,000	\$13,890,000	\$0	\$0	\$0
H581500	Jennifer Road Shared Use Path	\$2,275,000	\$341,000	\$41,000	\$1,893,000	\$0	\$0	\$0	\$0
H581600	Route 3 Improvements	\$21,835,000	\$1,269,000	\$0	\$6,224,000	\$14,342,000	\$0	\$0	\$0
H581700	Safety Improv. on SHA Roads	\$1,750,000	\$250,000	\$250,000	\$250,000	\$250,000	\$250,000	\$250,000	\$250,000
H583400	Bridge Program Management	\$600,000	\$0	\$100,000	\$100,000	\$100,000	\$100,000	\$100,000	\$100,000
H583500	Oakwood/Old Mill Blvd Roundabo	\$3,105,000	\$0	\$370,000	\$12,000	\$2,723,000	\$0	\$0	\$0
H583600	River Dr Stone Revetment	\$2,390,000	\$0	\$2,390,000	\$0	\$0	\$0	\$0	\$0
H583700	Pleasant Plains Rd Safety Im	\$3,217,000	\$0	\$307,000	\$842,000	\$2,068,000	\$0	\$0	\$0
H583800	Duvall/Outing Access Improveme	\$6,897,000	\$0	\$738,000	\$369,000	\$853,000	\$4,937,000	\$0	\$0
H583900	Andover Rd Sight Distance Impr	\$1,519,000	\$0	\$1,519,000	\$0	\$0	\$0	\$0	\$0
H584000	Solley Road Shared Use Path	\$2,594,000	\$0	\$0	\$0	\$0	\$660,000	\$0	\$1,934,000
H161200	Road Agreement W/T Devlpr	\$2,647,205	\$2,647,205	\$0	\$0	\$0	\$0	\$0	\$0
H346600	Chg Agst R & B Clsd Projects	\$57,541	\$57,541	\$0	\$0	\$0	\$0	\$0	\$0
H512800	MD 214 @ MD 468 Impr	\$7,766,000	\$7,766,000	\$0	\$0	\$0	\$0	\$0	\$0
H525700	Pasadena Rd Improvements	\$4,315,408	\$4,315,408	\$0	\$0	\$0	\$0	\$0	\$0
H529700	Riva Rd at Gov Bridge Rd	\$6,379,750	\$6,379,750	\$0	\$0	\$0	\$0	\$0	\$0
H535100	Harwood Rd Brdg/Stocketts Run	\$3,079,000	\$3,079,000	\$0	\$0	\$0	\$0	\$0	\$0
H545900	R & B Project Plan	\$293,310	\$293,310	\$0	\$0	\$0	\$0	\$0	\$0
H547800	Brock Bridge/MD 198	\$4,875,000	\$4,875,000	\$0	\$0	\$0	\$0	\$0	\$0
H563800	Odenton Grid Streets	\$11,384,000	\$11,384,000	\$0	\$0	\$0	\$0	\$0	\$0
H563900	AACC B&A Connector	\$1,132,592	\$1,132,592	\$0	\$0	\$0	\$0	\$0	\$0
H566700	Hanover Road Corridor Imprv	\$12,208,000	\$12,208,000	\$0	\$0	\$0	\$0	\$0	\$0
H566900	Tanyard Springs Ln Ext	\$1,750,000	\$1,750,000	\$0	\$0	\$0	\$0	\$0	\$0

**Capital Budget and Program****Anne Arundel County, Maryland****Project Class Summary - Project Listing****County Executive Request**

<b>Project</b>	<b>Project Title</b>	<b>Total</b>	<b>Prior</b>	<b>FY2022</b>	<b>FY2023</b>	<b>FY2024</b>	<b>FY2025</b>	<b>FY2026</b>	<b>FY2027</b>
H569400	Mt. Rd Corridor Revita. Ph 1	\$2,560,000	\$2,560,000	\$0	\$0	\$0	\$0	\$0	\$0
H575300	Brock Brdg/Ltl Patuxent Bank	\$2,274,000	\$2,274,000	\$0	\$0	\$0	\$0	\$0	\$0
H579700	Odenton Area Sidewalks	\$2,577,000	\$2,577,000	\$0	\$0	\$0	\$0	\$0	\$0
H580000	MD Rte 175 Sidewalks	\$1,345,000	\$1,345,000	\$0	\$0	\$0	\$0	\$0	\$0
<b>Total Roads &amp; Bridges</b>		\$626,014,631	\$253,679,631	\$43,309,000	\$83,054,000	\$102,638,000	\$58,200,000	\$41,600,000	\$43,534,000

**Capital Budget and Program**

**Anne Arundel County, Maryland**

**Project Class Summary - Funding Detail**

**County Executive Request**

	<b>Total</b>	<b>Prior</b>	<b>FY2022</b>	<b>FY2023</b>	<b>FY2024</b>	<b>FY2025</b>	<b>FY2026</b>	<b>FY2027</b>
<b>Project Class Roads &amp; Bridges</b>								
<b>Bonds</b>								
General County Bonds	\$297,104,040	\$86,812,040	\$30,724,000	\$33,235,000	\$42,490,000	\$41,083,000	\$30,980,000	\$31,780,000
Hwy Impact Fee Bonds Dist 1	\$21,000	\$21,000	\$0	\$0	\$0	\$0	\$0	\$0
Hwy Impact Fee Bonds Dist 5	\$206,000	\$206,000	\$0	\$0	\$0	\$0	\$0	\$0
PPI Fund Bonds	\$75,000,000	\$4,518,000	\$3,708,000	\$26,457,000	\$35,380,000	\$4,937,000	\$0	\$0
<b>Bonds</b>	<b>\$372,331,040</b>	<b>\$91,557,040</b>	<b>\$34,432,000</b>	<b>\$59,692,000</b>	<b>\$77,870,000</b>	<b>\$46,020,000</b>	<b>\$30,980,000</b>	<b>\$31,780,000</b>
<b>PayGo</b>								
General Fund PayGo	\$63,542,926	\$52,301,926	\$5,500,000	\$2,511,000	\$770,000	\$820,000	\$820,000	\$820,000
<b>PayGo</b>	<b>\$63,542,926</b>	<b>\$52,301,926</b>	<b>\$5,500,000</b>	<b>\$2,511,000</b>	<b>\$770,000</b>	<b>\$820,000</b>	<b>\$820,000</b>	<b>\$820,000</b>
<b>Impact Fees</b>								
Hwy Impact Fees Dist 1	\$22,035,750	\$17,084,400	(\$480,650)	\$5,227,000	\$205,000	\$0	\$0	\$0
Hwy Impact Fees Dist 2	\$6,749,000	\$4,155,000	\$0	\$0	\$0	\$660,000	\$0	\$1,934,000
Hwy Impact Fees Dist 3	\$8,372,000	\$4,219,000	\$961,000	\$735,000	\$157,000	\$1,500,000	\$800,000	\$0
Hwy Impact Fees Dist 4	\$34,342,346	\$23,100,346	\$302,000	\$3,589,000	\$7,351,000	\$0	\$0	\$0
Hwy Impact Fees Dist 5	\$8,241,000	\$7,241,000	\$0	\$200,000	\$600,000	\$200,000	\$0	\$0
Hwy Impact Fees Dist 6	\$11,850,000	\$9,750,000	\$0	\$2,100,000	\$0	\$0	\$0	\$0
<b>Impact Fees</b>	<b>\$91,590,096</b>	<b>\$65,549,746</b>	<b>\$782,350</b>	<b>\$11,851,000</b>	<b>\$8,313,000</b>	<b>\$2,360,000</b>	<b>\$800,000</b>	<b>\$1,934,000</b>
<b>Grants &amp; Aid</b>								
Fed Bridge Repair Prgm	\$34,717,000	\$5,451,000	(\$734,000)	\$6,000,000	\$6,000,000	\$6,000,000	\$6,000,000	\$6,000,000
Other Fed Grants	\$370,000	\$370,000	\$0	\$0	\$0	\$0	\$0	\$0
Other State Grants	\$8,978,111	\$1,503,111	\$790,000	\$0	\$6,685,000	\$0	\$0	\$0
<b>Grants &amp; Aid</b>	<b>\$44,065,111</b>	<b>\$7,324,111</b>	<b>\$56,000</b>	<b>\$6,000,000</b>	<b>\$12,685,000</b>	<b>\$6,000,000</b>	<b>\$6,000,000</b>	<b>\$6,000,000</b>
<b>Other</b>								
Developer Contribution	\$6,047,855	\$5,764,205	\$283,650	\$0	\$0	\$0	\$0	\$0
Other Funding Sources	\$3,409,000	\$1,502,000	\$1,907,000	\$0	\$0	\$0	\$0	\$0
Miscellaneous	\$1,533,000	\$1,685,000	(\$152,000)	\$0	\$0	\$0	\$0	\$0
Bond Premium	\$19,931,000	\$19,931,000	\$0	\$0	\$0	\$0	\$0	\$0
Video Lottery Impact Aid	\$23,563,875	\$8,063,875	\$500,000	\$3,000,000	\$3,000,000	\$3,000,000	\$3,000,000	\$3,000,000
Natl. Bus Park Tax Dist	\$728	\$728	\$0	\$0	\$0	\$0	\$0	\$0
<b>Other</b>	<b>\$54,485,458</b>	<b>\$36,946,808</b>	<b>\$2,538,650</b>	<b>\$3,000,000</b>	<b>\$3,000,000</b>	<b>\$3,000,000</b>	<b>\$3,000,000</b>	<b>\$3,000,000</b>
<b>Roads &amp; Bridges</b>	<b>\$626,014,631</b>	<b>\$253,679,631</b>	<b>\$43,309,000</b>	<b>\$83,054,000</b>	<b>\$102,638,000</b>	<b>\$58,200,000</b>	<b>\$41,600,000</b>	<b>\$43,534,000</b>

H371200 Town Cntr To Reece Rd

Class: Roads & Bridges

FY2022

County Executive Request

**Description**

Recognized in the General Development Plan, this project creates a .23 mile link from Reece Road to Town Center Boulevard constructed through Fort Meade property, including improvements to Town Center Boulevard from Jacobs Road to Pine Cove Ave. This link is needed to complete a new road linking Fort Meade North at Reece Road with the MARC train station at Annapolis Road. The Seven Oaks community and communities to the north using Reece Road will have more direct access to the MARC station and the future Odenton Town Center development.

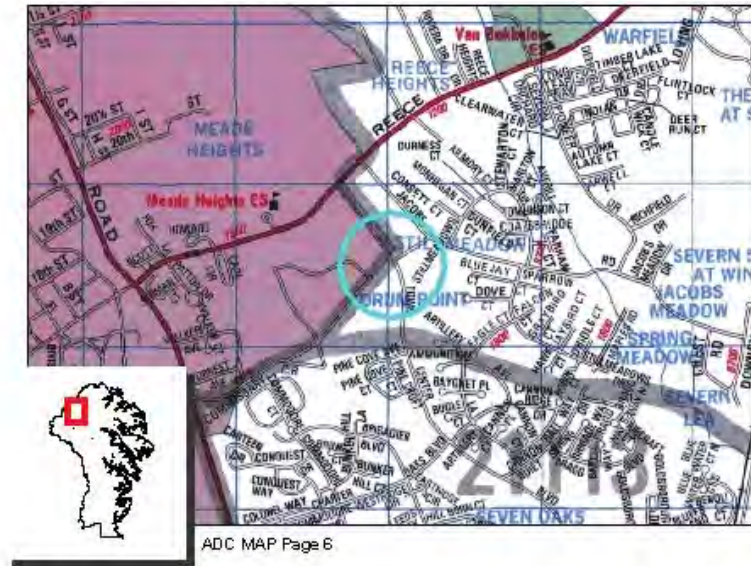
The project is 100% impact fee eligible in District 4 and District 1.

**Benefit**

Improved safety and additional roadway capacity.

**Amendment History**

County Council deleted \$1,840,000 of prior approved funds via amendment #19 to Bill 29-05.



Prior Year Project Total	Phase	Project Total	Prior Approval	Budget FY2022	Capital Program (\$000)					Beyond 6 Years
					FY2023	FY2024	FY2025	FY2026	FY2027	
\$437,130	Plans and Engineering	\$750,130	\$437,130	\$313,000	\$0	\$0	\$0	\$0	\$0	\$0
\$219,170	Land	\$300,170	(\$13,830)	\$0	\$314	\$0	\$0	\$0	\$0	\$0
\$5,323,679	Construction	\$5,532,679	\$190,679	\$0	\$0	\$5,342	\$0	\$0	\$0	\$0
\$237,767	Overhead	\$269,767	\$29,767	\$13,000	\$13	\$214	\$0	\$0	\$0	\$0
\$6,217,746	<b>Total</b>	\$6,852,746	\$643,746	\$326,000	\$327	\$5,556	\$0	\$0	\$0	\$0
<b>More (Less) Than Prior Year Program:</b>		\$635,000	\$0	\$84,000	(\$5,005)	\$5,556	\$0	\$0	\$0	\$0

**H371200 Town Cntr To Reece Rd**

**Class: Roads & Bridges**

**FY2022 County Executive Request**

**Project Status**

1. Current Status Of This Project: Active
2. Action Taken In Current Fiscal Year: Design
3. Action Required To Complete This Project: Design, Right of Way, Construction, Performance

**Change from Prior Year**

1. Change in Name or Description: None
2. Change in Total Project Cost: Increased due to current cost estimates and fiscal analysis
3. Change in Scope: None
4. Change in Timing: Deferred construction funding to FY24

**Estimated Operating Budget Impact:** Less than \$100,000 per year

**Initial Total Project Cost Estimate**

FY 1989            \$1,000

**Financial Activity**

	<b>Expended</b>	<b>Encumbered</b>	<b>Total</b>
<b>April 1, 2020</b>	\$4,324	\$123,074	\$127,398
<b>April 1, 2021</b>	\$147,185	\$381	\$147,566

Prior Year Project Total	Funding	Project Total	Prior Approval	Budget FY2022	Capital Program (\$000)					Beyond 6 Years
					FY2023	FY2024	FY2025	FY2026	FY2027	
\$0	General County Bonds	\$0	\$0	\$0	\$0	\$0	\$0	\$0	\$0	\$0
\$643,800	Hwy Impact Fees Dist 1	\$642,400	\$86,400	\$24,000	\$327	\$205	\$0	\$0	\$0	\$0
\$5,573,946	Hwy Impact Fees Dist 4	\$6,210,346	\$557,346	\$302,000	\$0	\$5,351	\$0	\$0	\$0	\$0
\$6,217,746	<b>Total</b>	\$6,852,746	\$643,746	\$326,000	\$327	\$5,556	\$0	\$0	\$0	\$0
<b>More (Less) Than Prior Year Program:</b>		\$635,000	\$0	\$84,000	(\$5,005)	\$5,556	\$0	\$0	\$0	\$0



H474600 Chesapeake Center Drive

Class: Roads & Bridges

FY2022

County Executive Request

**Description**

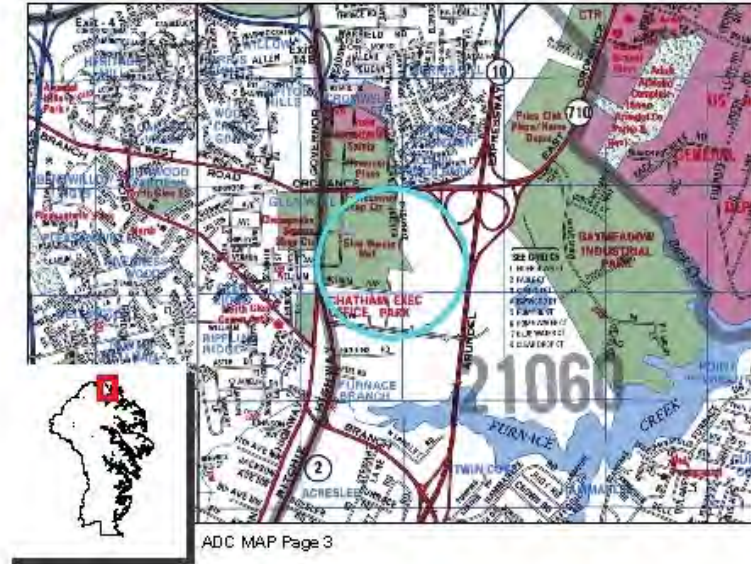
This project provides a connection from Ordnance Road to Dover Road establishing an alternative route for patrons of the Chesapeake Center and for general traffic in the vicinity.

This project is 100% eligible for use of Impact Fees in District 1.

**Benefit**

Improved roadway capacity and safety.

**Amendment History**



Prior Year Project Total	Phase	Project Total	Prior Approval	Budget FY2022	Capital Program (\$000)					Beyond 6 Years
					FY2023	FY2024	FY2025	FY2026	FY2027	
\$245,000	Plans and Engineering	\$245,000	\$245,000	\$0	\$0	\$0	\$0	\$0	\$0	\$0
\$154,000	Land	\$154,000	\$154,000	\$0	\$0	\$0	\$0	\$0	\$0	\$0
\$4,162,000	Construction	\$3,806,000	\$4,162,000	(\$356,000)	\$0	\$0	\$0	\$0	\$0	\$0
\$250,000	Overhead	\$235,000	\$250,000	(\$15,000)	\$0	\$0	\$0	\$0	\$0	\$0
\$4,811,000	<b>Total</b>	\$4,440,000	\$4,811,000	(\$371,000)	\$0	\$0	\$0	\$0	\$0	\$0
<b>More (Less) Than Prior Year Program:</b>		(\$371,000)	\$0	(\$371,000)	\$0	\$0	\$0	\$0	\$0	\$0



H474600 Chesapeake Center Drive

Class: Roads & Bridges

FY2022 County Executive Request

**Project Status**

1. Current Status Of This Project: Active
2. Action Taken In Current Fiscal Year: Performance
3. Action Required To Complete This Project: Performance

**Change from Prior Year**

1. Change in Name or Description: None
2. Change in Total Project Cost: Decreased based on actual costs and fiscal analysis.
3. Change in Scope: None
4. Change in Timing: None

Estimated Operating Budget Impact: Less than \$100,000 per year

**Initial Total Project Cost Estimate**

FY 1998 \$2,000

**Financial Activity**

	Expended	Encumbered	Total
April 1, 2020	\$4,080,963	\$515,510	\$4,596,473
April 1, 2021	\$4,386,872	\$30,128	\$4,417,000

Prior Year Project Total	Funding	Project Total	Prior Approval	Budget FY2022	Capital Program (\$000)					Beyond 6 Years
					FY2023	FY2024	FY2025	FY2026	FY2027	
\$0	General County Bonds	\$0	\$0	\$0	\$0	\$0	\$0	\$0	\$0	\$0
\$21,000	Hwy Impact Fee Bonds Dist 1	\$21,000	\$21,000	\$0	\$0	\$0	\$0	\$0	\$0	\$0
\$4,790,000	Hwy Impact Fees Dist 1	\$4,419,000	\$4,790,000	(\$371,000)	\$0	\$0	\$0	\$0	\$0	\$0
\$4,811,000	<b>Total</b>	\$4,440,000	\$4,811,000	(\$371,000)	\$0	\$0	\$0	\$0	\$0	\$0
<b>More (Less) Than Prior Year Program:</b>		(\$371,000)	\$0	(\$371,000)	\$0	\$0	\$0	\$0	\$0	\$0

**H478600 Road Resurfacing**

**Class: Roads & Bridges**

**FY2022**

**County Executive Request**

**Description**

Funds are requested for resurfacing, preventative and routine maintenance of County roads and ancillary related work.

**Location**

**Countywide**

**Benefit**

Extended useful life of roadway infrastructure.

**Amendment History**

Prior approval has been adjusted to show the combination of H467400, Rd Resurfacing 98.  
 Prior approval has been adjusted to show the closing of jobs on this project. County Council removed \$200k via AMD #24 to Bill 16-03, prior approval was increased by \$172k by Bill # 74-04. County Council removed \$900k via AMD #61 to Bill 29-15, \$325k/year in the prgm via AMD #96 to Bill 29-15, and switched \$435k in funding via AMD #156 to Bill 29-19. Bill 100-20 prior approval was decreased by \$193k

Prior Year Project Total	Phase	Project Total	Prior Approval	Budget FY2022	Capital Program (\$000)					Beyond 6 Years
					FY2023	FY2024	FY2025	FY2026	FY2027	
129,112,480	Construction	136,511,169	\$53,339,169	\$14,297,000	\$13,775	\$13,775	\$13,775	\$13,775	\$13,775	
\$6,569,230	Overhead	\$5,436,823	\$2,865,823	\$571,000	\$400	\$400	\$400	\$400	\$400	
135,681,710	<b>Total</b>	141,947,992	\$56,204,992	\$14,868,000	\$14,175	\$14,175	\$14,175	\$14,175	\$14,175	
<b>More (Less) Than Prior Year Program:</b>		\$6,266,282	(\$11,101,718)	\$1,193,000	\$500	\$500	\$500	\$500	\$14,175	Multi-Yr

H478600 Road Resurfacing

Class: Roads & Bridges

FY2022 County Executive Request

**Project Status**

1. Current Status Of This Project: Active
2. Action Taken In Current Fiscal Year: Multi-Year
3. Action Required To Complete This Project: Multi-Year

**Change from Prior Year**

1. Change in Name or Description: None
2. Change in Total Project Cost: Increase due to inflation, backlog and addressing Bill 100-20. Added FY27 funding.
3. Change in Scope: None
4. Change in Timing: None

**Estimated Operating Budget Impact:** Potential savings/cost avoidance

**Initial Total Project Cost Estimate**

FY 1999 \$18,000,000

**Financial Activity**

	Expended	Encumbered	Total
<b>April 1, 2020</b>	\$35,564,525	\$8,993,376	\$44,557,901
<b>April 1, 2021</b>	\$40,503,478	\$9,706,419	\$50,209,897

Prior Year Project Total	Funding	Project Total	Prior Approval	Budget FY2022	Capital Program (\$000)					Beyond 6 Years
					FY2023	FY2024	FY2025	FY2026	FY2027	
\$85,537,865	General County Bonds	\$98,560,154	\$19,373,154	\$12,178,000	\$12,339	\$13,705	\$13,655	\$13,655	\$13,655	
\$33,207,006	General Fund PayGo	\$36,451,000	\$30,085,000	\$2,500,000	\$1,836	\$470	\$520	\$520	\$520	
\$1,305,111	Other State Grants	\$1,305,111	\$1,115,111	\$190,000	\$0	\$0	\$0	\$0	\$0	
\$15,631,000	Bond Premium	\$5,631,000	\$5,631,000	\$0	\$0	\$0	\$0	\$0	\$0	
\$728	Natl. Bus Park Tax Dist	\$728	\$728	\$0	\$0	\$0	\$0	\$0	\$0	
\$135,681,710	<b>Total</b>	\$141,947,993	\$56,204,993	\$14,868,000	\$14,175	\$14,175	\$14,175	\$14,175	\$14,175	
<b>More (Less) Than Prior Year Program:</b>		\$6,266,283	(\$11,101,717)	\$1,193,000	\$500	\$500	\$500	\$500	\$14,175	Multi-Yr

**H478700 Mjr Bridge Rehab (MBR)**

**Class: Roads & Bridges**

**FY2022 County Executive Request**

**Description**

This project will perform substantial rehabilitation necessary to maintain the structural integrity of bridges throughout the County.

**Location**

**Countywide**

**Benefit**

Extended useful life of roadway infrastructure.

**Amendment History**

Prior approval has been adjusted to show the combination of H4672, Major Brdg Rehab 98. Prior approval has been adjusted to show the closing of jobs on this project. Prior approved was decreased by \$110k in Council Bill #72-08. Removed \$200,000 via AMD #40 to Bill 23-14.

Prior Year Project Total	Phase	Project Total	Prior Approval	Budget FY2022	Capital Program (\$000)					Beyond 6 Years
					FY2023	FY2024	FY2025	FY2026	FY2027	
\$1,861,574	Plans and Engineering	\$1,971,663	\$825,663	\$191,000	\$191	\$191	\$191	\$191	\$191	
\$20,632	Land	\$21,632	\$15,632	\$1,000	\$1	\$1	\$1	\$1	\$1	
\$4,841,817	Construction	\$5,322,817	\$2,436,817	\$481,000	\$481	\$481	\$481	\$481	\$481	
\$362,522	Overhead	\$386,074	\$224,074	\$27,000	\$27	\$27	\$27	\$27	\$27	
(\$104,810)	Other	(\$104,810)	(\$104,810)	\$0	\$0	\$0	\$0	\$0	\$0	
\$6,981,736	<b>Total</b>	\$7,597,378	\$3,397,378	\$700,000	\$700	\$700	\$700	\$700	\$700	
<b>More (Less) Than Prior Year Program:</b>		\$615,642	(\$84,358)	\$0	\$0	\$0	\$0	\$0	\$700	Multi-Yr

**H478700 Mjr Bridge Rehab (MBR)**

**Class: Roads & Bridges**

**FY2022 County Executive Request**

**Project Status**

1. Current Status Of This Project: Active
2. Action Taken In Current Fiscal Year: Multi-Year
3. Action Required To Complete This Project: Multi-Year

**Change from Prior Year**

1. Change in Name or Description: None
2. Change in Total Project Cost: Added FY27 funding.
3. Change in Scope: None
4. Change in Timing: None

**Estimated Operating Budget Impact:** Potential savings/cost avoidance

**Initial Total Project Cost Estimate**

FY 1999      \$1,200,000

**Financial Activity**

	<b>Expended</b>	<b>Encumbered</b>	<b>Total</b>
<b>April 1, 2020</b>	\$1,497,297	\$578,280	\$2,075,577
<b>April 1, 2021</b>	\$2,128,393	\$657,153	\$2,785,546

Prior Year Project Total	Funding	Project Total	Prior Approval	Budget FY2022	Capital Program (\$000)					Beyond 6 Years
					FY2023	FY2024	FY2025	FY2026	FY2027	
\$6,981,736	General County Bonds	\$7,597,378	\$3,397,378	\$700,000	\$700	\$700	\$700	\$700	\$700	
\$6,981,736	<b>Total</b>	\$7,597,378	\$3,397,378	\$700,000	\$700	\$700	\$700	\$700	\$700	
<b>More (Less) Than Prior Year Program:</b>		\$615,642	(\$84,358)	\$0	\$0	\$0	\$0	\$0	\$700	Multi-Yr

**H478800 Hwy Sfty Improv (HSI) - Paren**

**Class: Roads & Bridges**

**FY2022**

**County Executive Request**

**Description**

This project provides for design and construction of various Highway Safety Improvements. These improvements are selected based on a combination of traffic accident statistics and road geometrics.

**Location**

**Countywide**

**Benefit**

This program is intended to do small scale spot improvements to improve road capacity and safety.

**Amendment History**

County Council added \$250k via amendment # 94 to Bill # 34-99. Prior approval has been adjusted to show the combination of H4671, Hgwy Sfty Improv 98. Prior approval has been adjusted to show the closing of jobs on this project. Removed \$350,000 via AMD #37 to Bill 23-14.

Prior Year Project Total	Phase	Project Total	Prior Approval	Budget FY2022	Capital Program (\$000)					Beyond 6 Years
					FY2023	FY2024	FY2025	FY2026	FY2027	
\$1,337,866	Plans and Engineering	\$1,253,156	\$251,156	\$167,000	\$167	\$167	\$167	\$167	\$167	
\$236,349	Land	\$238,349	\$226,349	\$2,000	\$2	\$2	\$2	\$2	\$2	
\$4,588,766	Construction	\$4,741,530	\$2,005,530	\$456,000	\$456	\$456	\$456	\$456	\$456	
\$351,936	Overhead	\$331,088	\$181,088	\$25,000	\$25	\$25	\$25	\$25	\$25	
\$0	Other	\$0	\$0	\$0	\$0	\$0	\$0	\$0	\$0	
\$6,514,916	<b>Total</b>	\$6,564,124	\$2,664,124	\$650,000	\$650	\$650	\$650	\$650	\$650	
<b>More (Less) Than Prior Year Program:</b>		\$49,207	(\$600,793)	\$0	\$0	\$0	\$0	\$0	\$650	Multi-Yr

**H478800 Hwy Sfty Improv (HSI) - Paren**

**Class: Roads & Bridges**

**FY2022 County Executive Request**

**Project Status**

1. Current Status Of This Project: Active
2. Action Taken In Current Fiscal Year: Multi-Year
3. Action Required To Complete This Project: Multi-Year

**Change from Prior Year**

1. Change in Name or Description: None
2. Change in Total Project Cost: Added FY27 funding.
3. Change in Scope: None
4. Change in Timing: None

**Estimated Operating Budget Impact:** Less than \$100,000 per year

**Initial Total Project Cost Estimate**

FY 1999      \$2,100,000

**Financial Activity**

	<b>Expended</b>	<b>Encumbered</b>	<b>Total</b>
<b>April 1, 2020</b>	\$1,690,846	\$491,127	\$2,181,973
<b>April 1, 2021</b>	\$1,455,369	\$114,882	\$1,570,251

<b>Prior Year Project Total</b>	<b>Funding</b>	<b>Project Total</b>	<b>Prior Approval</b>	<b>Budget FY2022</b>	<b>Capital Program (\$000)</b>					<b>Beyond 6 Years</b>
					<b>FY2023</b>	<b>FY2024</b>	<b>FY2025</b>	<b>FY2026</b>	<b>FY2027</b>	
\$6,514,916	General County Bonds	\$6,564,124	\$2,664,124	\$650,000	\$650	\$650	\$650	\$650	\$650	
\$6,514,916	<b>Total</b>	\$6,564,124	\$2,664,124	\$650,000	\$650	\$650	\$650	\$650	\$650	
<b>More (Less) Than Prior Year Program:</b>		\$49,207	(\$600,793)	\$0	\$0	\$0	\$0	\$0	\$650	Multi-Yr



**H478900 Rd Reconstruction**

**Class: Roads & Bridges**

**FY2022**

**County Executive Request**

**Description**

Funds are requested for the reconstruction / rehabilitation of County roads and associated ancillary related work. Funds are also requested for the programming, design, rights of way acquisition, construction management, and inspection of the Pavement Management Program.

**Location**

**Countywide**

**Benefit**

Rehabilitation of deteriorated roadway providing community enhancement.

**Amendment History**

Prior approval has been adjusted to show the combination of C4673, Rd Reconstruction 98. Prior approval has been adjusted to show the closing of jobs on this project. The FY05 Supplemental Budget added \$2,256,000 via amendment #29 to Bill 24-04. County Council removed \$300k via AMD #62 to Bill 29-15, and \$86,361 via AMD #26 to Bill 29-19.

Prior Year Project Total	Phase	Project Total	Prior Approval	Budget FY2022	Capital Program (\$000)					Beyond 6 Years
					FY2023	FY2024	FY2025	FY2026	FY2027	
\$22,802,240	Plans and Engineering	\$23,342,240	\$17,852,240	\$990,000	\$900	\$900	\$900	\$900	\$900	
\$2,153,541	Land	\$2,213,541	\$1,603,541	\$110,000	\$100	\$100	\$100	\$100	\$100	
\$88,701,717	Construction	\$98,974,252	\$38,901,252	\$10,198,000	\$9,975	\$9,975	\$9,975	\$9,975	\$9,975	
\$5,245,011	Overhead	\$5,565,262	\$3,113,262	\$452,000	\$400	\$400	\$400	\$400	\$400	
\$2,454,946	Other	\$2,454,946	\$2,454,946	\$0	\$0	\$0	\$0	\$0	\$0	
\$121,357,454	<b>Total</b>	\$132,550,240	\$63,925,240	\$11,750,000	\$11,375	\$11,375	\$11,375	\$11,375	\$11,375	
<b>More (Less) Than Prior Year Program:</b>		\$11,192,785	(\$2,432,215)	\$750,000	\$375	\$375	\$375	\$375	\$11,375	Multi-Yr

H478900 Rd Reconstruction

Class: Roads & Bridges

FY2022

County Executive Request

**Project Status**

- 1. Current Status Of This Project: Active
- 2. Action Taken In Current Fiscal Year: Multi-Year
- 3. Action Required To Complete This Project: Multi-Year

**Change from Prior Year**

- 1. Change in Name or Description: None
- 2. Change in Total Project Cost: Increase due to inflation and backlog. Added FY27 funding.
- 3. Change in Scope: None
- 4. Change in Timing: None

**Estimated Operating Budget Impact:** Potential savings/cost avoidance

**Initial Total Project Cost Estimate**

FY 1999      \$3,000,000

**Financial Activity**

	Expended	Encumbered	Total
<b>April 1, 2020</b>	\$34,230,999	\$11,551,840	\$45,782,839
<b>April 1, 2021</b>	\$41,920,577	\$13,817,216	\$55,737,793

Prior Year Project Total	Funding	Project Total	Prior Approval	Budget FY2022	Capital Program (\$000)					Beyond 6 Years
					FY2023	FY2024	FY2025	FY2026	FY2027	
\$79,506,454	General County Bonds	\$94,636,239	\$28,636,239	\$9,500,000	\$11,000	\$11,375	\$11,375	\$11,375	\$11,375	
\$25,151,000	General Fund PayGo	\$23,614,000	\$20,989,000	\$2,250,000	\$375	\$0	\$0	\$0	\$0	
\$0	Other Fed Grants	\$0	\$0	\$0	\$0	\$0	\$0	\$0	\$0	
\$16,700,000	Bond Premium	\$14,300,000	\$14,300,000	\$0	\$0	\$0	\$0	\$0	\$0	
\$121,357,454	<b>Total</b>	\$132,550,240	\$63,925,240	\$11,750,000	\$11,375	\$11,375	\$11,375	\$11,375	\$11,375	
<b>More (Less) Than Prior Year Program:</b>		\$11,192,785	(\$2,432,215)	\$750,000	\$375	\$375	\$375	\$375	\$11,375	Multi-Yr

**H479000 Masonry Reconstruction**

**Class: Roads & Bridges**

**FY2022**

**County Executive Request**

**Description**

Funds are requested for the design and replacement of existing sidewalks and curb and gutter which are structurally deficient and deemed the County's responsibility in accordance with County policy.

**Location**

**Countywide**

**Benefit**

Rehabilitation of deteriorated sidewalks and curb and gutter infrastructure.

**Amendment History**

Prior approval has been adjusted to show the combination of H4675, Sdk Curb Gutter 98.  
 Prior approval has been adjusted to show the closing of jobs on this project. County Council removed \$30k via AMD #63 to Bill 29-15.

Prior Year Project Total	Phase	Project Total	Prior Approval	Budget FY2022	Capital Program (\$000)					Beyond 6 Years
					FY2023	FY2024	FY2025	FY2026	FY2027	
\$2,822,458	Plans and Engineering	\$2,935,458	\$2,257,458	\$113,000	\$113	\$113	\$113	\$113	\$113	
\$49,852	Land	\$51,852	\$39,852	\$2,000	\$2	\$2	\$2	\$2	\$2	
\$6,042,213	Construction	\$5,884,518	\$964,518	\$820,000	\$820	\$820	\$820	\$820	\$820	
\$641,706	Overhead	\$668,057	\$278,057	\$65,000	\$65	\$65	\$65	\$65	\$65	
\$9,556,230	<b>Total</b>	\$9,539,886	\$3,539,886	\$1,000,000	\$1,000	\$1,000	\$1,000	\$1,000	\$1,000	
<b>More (Less) Than Prior Year Program:</b>		(\$16,344)	(\$1,016,344)	\$0	\$0	\$0	\$0	\$0	\$1,000	Multi-Yr

H479000 Masonry Reconstruction

Class: Roads & Bridges

FY2022 County Executive Request

**Project Status**

1. Current Status Of This Project: Active
2. Action Taken In Current Fiscal Year: Multi-Year
3. Action Required To Complete This Project: Multi-Year

**Change from Prior Year**

1. Change in Name or Description: None
2. Change in Total Project Cost: Added FY27 funding.
3. Change in Scope: None
4. Change in Timing: None

**Estimated Operating Budget Impact:** Potential savings/cost avoidance

**Initial Total Project Cost Estimate**

FY 1999 \$2,100,000

**Financial Activity**

	Expended	Encumbered	Total
<b>April 1, 2020</b>	\$2,215,112	\$492,539	\$2,707,651
<b>April 1, 2021</b>	\$2,188,237	\$1,023,439	\$3,211,676

Prior Year Project Total	Funding	Project Total	Prior Approval	Budget FY2022	Capital Program (\$000)					Beyond 6 Years
					FY2023	FY2024	FY2025	FY2026	FY2027	
\$8,597,230	General County Bonds	\$9,539,886	\$3,539,886	\$1,000,000	\$1,000	\$1,000	\$1,000	\$1,000	\$1,000	
\$959,000	Bond Premium	\$0	\$0	\$0	\$0	\$0	\$0	\$0	\$0	
\$9,556,230	<b>Total</b>	\$9,539,886	\$3,539,886	\$1,000,000	\$1,000	\$1,000	\$1,000	\$1,000	\$1,000	
<b>More (Less) Than Prior Year Program:</b>		(\$16,344)	(\$1,016,344)	\$0	\$0	\$0	\$0	\$0	\$1,000	Multi-Yr

**H508400 Sidewalk/Bikeway Fund**

**Class: Roads & Bridges**

**FY2022 County Executive Request**

**Description**

This project includes design and construction of needed sidewalk, bikeway, and transit links along County roadways.

**Location**

**Countywide**

**Benefit**

Improved pedestrian and bicycling safety.

**Amendment History**

Prior approval has been adjusted to show the closing of jobs on this project. County Council removed \$200,000 via amendment #34 to Bill 28-10. County Council removed \$75k via AMD #64 to Bill 29-15.

Prior Year Project Total	Phase	Project Total	Prior Approval	Budget FY2022	Capital Program (\$000)					Beyond 6 Years
					FY2023	FY2024	FY2025	FY2026	FY2027	
\$900,050	Plans and Engineering	\$1,521,895	\$374,895	\$672,000	\$95	\$95	\$95	\$95	\$95	
(\$21,418)	Land	(\$56,718)	(\$62,718)	\$1,000	\$1	\$1	\$1	\$1	\$1	
\$3,617,160	Construction	\$3,891,690	\$1,581,690	\$385,000	\$385	\$385	\$385	\$385	\$385	
\$229,023	Overhead	\$262,995	\$125,995	\$42,000	\$19	\$19	\$19	\$19	\$19	
(\$13,692)	Other	(\$13,692)	(\$13,692)	\$0	\$0	\$0	\$0	\$0	\$0	
\$4,711,123	<b>Total</b>	\$5,606,171	\$2,006,171	\$1,100,000	\$500	\$500	\$500	\$500	\$500	
<b>More (Less) Than Prior Year Program:</b>		\$895,048	(\$204,952)	\$600,000	\$0	\$0	\$0	\$0	\$500	Multi-Yr

H508400 Sidewalk/Bikeway Fund

Class: Roads & Bridges

FY2022 County Executive Request

**Project Status**

1. Current Status Of This Project: Active
2. Action Taken In Current Fiscal Year: Multi-Year
3. Action Required To Complete This Project: Multi-Year

**Change from Prior Year**

1. Change in Name or Description: None
2. Change in Total Project Cost: Increased FY22 to recognize received grant. Added FY27 funding.
3. Change in Scope: None
4. Change in Timing: None

**Estimated Operating Budget Impact:** Less than \$100,000 per year

**Initial Total Project Cost Estimate**

FY 2001 \$100,000

**Financial Activity**

	Expended	Encumbered	Total
<b>April 1, 2020</b>	\$877,180	\$169,684	\$1,046,864
<b>April 1, 2021</b>	\$911,773	\$516,106	\$1,427,879

Prior Year Project Total	Funding	Project Total	Prior Approval	Budget FY2022	Capital Program (\$000)					Beyond 6 Years
					FY2023	FY2024	FY2025	FY2026	FY2027	
\$4,631,123	General County Bonds	\$4,926,171	\$1,926,171	\$500,000	\$500	\$500	\$500	\$500	\$500	
\$80,000	Other State Grants	\$680,000	\$80,000	\$600,000	\$0	\$0	\$0	\$0	\$0	
\$4,711,123	<b>Total</b>	\$5,606,171	\$2,006,171	\$1,100,000	\$500	\$500	\$500	\$500	\$500	
<b>More (Less) Than Prior Year Program:</b>		\$895,048	(\$204,952)	\$600,000	\$0	\$0	\$0	\$0	\$500	Multi-Yr

H534900 Mgthy Bridge Rd Brdg/Mgthy Riv

Class: Roads & Bridges

FY2022

County Executive Request

**Description**

This project will reconstruct the existing bridge on Magothy Bridge Road over the Magothy River to correct existing deficiencies and substandard bridge deck geometry.

The project is eligible for 80% construction cost funding through the Federal Highway Bridge Program (HBP).



**Benefit**

Improved roadway safety.

**Amendment History**

Prior Year Project Total	Phase	Project Total	Prior Approval	Budget FY2022	Capital Program (\$000)					Beyond 6 Years
					FY2023	FY2024	FY2025	FY2026	FY2027	
\$621,000	Plans and Engineering	\$670,000	\$621,000	\$49,000	\$0	\$0	\$0	\$0	\$0	\$0
\$2,000	Land	\$2,000	\$2,000	\$0	\$0	\$0	\$0	\$0	\$0	\$0
\$4,962,000	Construction	\$4,248,000	\$4,962,000	(\$714,000)	\$0	\$0	\$0	\$0	\$0	\$0
\$223,000	Overhead	\$197,000	\$223,000	(\$26,000)	\$0	\$0	\$0	\$0	\$0	\$0
\$5,808,000	<b>Total</b>	\$5,117,000	\$5,808,000	(\$691,000)	\$0	\$0	\$0	\$0	\$0	\$0
<b>More (Less) Than Prior Year Program:</b>		(\$691,000)	\$0	(\$691,000)	\$0	\$0	\$0	\$0	\$0	\$0



H534900 Mgthy Bridge Rd Brdg/Mgthy Riv

Class: Roads & Bridges

FY2022 County Executive Request

**Project Status**

1. Current Status Of This Project: Active
2. Action Taken In Current Fiscal Year: Design
3. Action Required To Complete This Project: Construction, Performance

**Change from Prior Year**

1. Change in Name or Description: None
2. Change in Total Project Cost: Decreased due to current cost estimates & fiscal analysis
3. Change in Scope: None
4. Change in Timing: None

**Estimated Operating Budget Impact:** Potential savings/cost avoidance

**Initial Total Project Cost Estimate**

FY 2010 \$3,279,000

**Financial Activity**

	Expended	Encumbered	Total
<b>April 1, 2020</b>	\$554,079	\$85,371	\$639,450
<b>April 1, 2021</b>	\$606,416	\$576,562	\$1,182,979

Prior Year Project Total	Funding	Project Total	Prior Approval	Budget FY2022	Capital Program (\$000)					Beyond 6 Years
					FY2023	FY2024	FY2025	FY2026	FY2027	
\$3,796,000	General County Bonds	\$2,681,000	\$3,796,000	(\$1,115,000)	\$0	\$0	\$0	\$0	\$0	\$0
\$2,012,000	Fed Bridge Repair Prgm	\$2,436,000	\$2,012,000	\$424,000	\$0	\$0	\$0	\$0	\$0	\$0
\$5,808,000	<b>Total</b>	\$5,117,000	\$5,808,000	(\$691,000)	\$0	\$0	\$0	\$0	\$0	\$0
<b>More (Less) Than Prior Year Program:</b>		(\$691,000)	\$0	(\$691,000)	\$0	\$0	\$0	\$0	\$0	\$0

H535200 Furnace Ave Brdg/Deep Run

Class: Roads & Bridges

FY2022

County Executive Request

**Description**

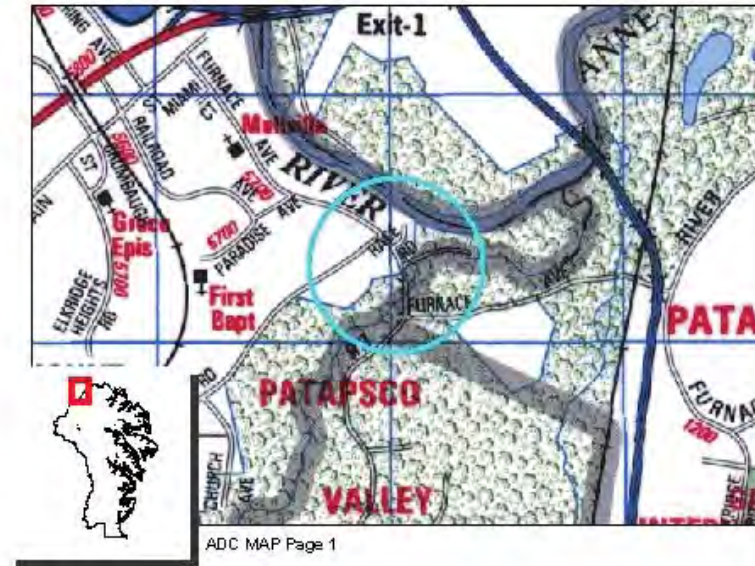
This project will reconstruct the existing bridge on Furnace Avenue over Deep Run to correct existing deficiencies, substandard approach road and bridge deck geometry.

This project is eligible for 80% construction cost funding through Federal Highway Bridge Program (HBP).

**Benefit**

Improved roadway safety.

**Amendment History**



Prior Year Project Total	Phase	Project Total	Prior Approval	Budget FY2022	Capital Program (\$000)					Beyond 6 Years
					FY2023	FY2024	FY2025	FY2026	FY2027	
\$310,000	Plans and Engineering	\$310,000	\$310,000	\$0	\$0	\$0	\$0	\$0	\$0	\$0
\$84,000	Land	\$84,000	\$84,000	\$0	\$0	\$0	\$0	\$0	\$0	\$0
\$1,321,000	Construction	\$0	\$1,321,000	(\$1,321,000)	\$0	\$0	\$0	\$0	\$0	\$0
\$105,000	Overhead	\$16,000	\$105,000	(\$89,000)	\$0	\$0	\$0	\$0	\$0	\$0
\$1,820,000	<b>Total</b>	\$410,000	\$1,820,000	(\$1,410,000)	\$0	\$0	\$0	\$0	\$0	\$0
<b>More (Less) Than Prior Year Program:</b>		(\$1,410,000)	\$0	(\$1,410,000)	\$0	\$0	\$0	\$0	\$0	\$0

H535200 Furnace Ave Brdg/Deep Run

Class: Roads & Bridges

FY2022 County Executive Request

**Project Status**

1. Current Status Of This Project: Active
2. Action Taken In Current Fiscal Year: Design
3. Action Required To Complete This Project: Design, Right-of-Way, Construction, Performance

**Change from Prior Year**

1. Change in Name or Description: Add "Construction funding will be applied to this project when the Design and ROW phases are complete, from project H581100, Bridge Construction Placeholder."
2. Change in Total Project Cost: Decreased due to construction costs being included in Placeholder
3. Change in Scope: None
4. Change in Timing: None

**Estimated Operating Budget Impact:** Potential savings/cost avoidance

**Initial Total Project Cost Estimate**

FY 2010 \$1,613,000

**Financial Activity**

	Expended	Encumbered	Total
<b>April 1, 2020</b>	\$61,046	\$4,285	\$65,330
<b>April 1, 2021</b>	\$64,715	\$90,378	\$155,093

Prior Year Project Total	Funding	Project Total	Prior Approval	Budget FY2022	Capital Program (\$000)					Beyond 6 Years
					FY2023	FY2024	FY2025	FY2026	FY2027	
\$560,000	General County Bonds	\$331,000	\$560,000	(\$229,000)	\$0	\$0	\$0	\$0	\$0	\$0
\$0	General Fund PayGo	\$0	\$0	\$0	\$0	\$0	\$0	\$0	\$0	\$0
\$920,000	Fed Bridge Repair Prgm	\$0	\$920,000	(\$920,000)	\$0	\$0	\$0	\$0	\$0	\$0
\$340,000	Miscellaneous	\$79,000	\$340,000	(\$261,000)	\$0	\$0	\$0	\$0	\$0	\$0
\$1,820,000	<b>Total</b>	\$410,000	\$1,820,000	(\$1,410,000)	\$0	\$0	\$0	\$0	\$0	\$0
<b>More (Less) Than Prior Year Program:</b>		(\$1,410,000)	\$0	(\$1,410,000)	\$0	\$0	\$0	\$0	\$0	\$0

**H539600 Trans Facility Planning**

**Class: Roads & Bridges**

**FY2022 County Executive Request**

**Description**

This project will perform planning and conceptual design studies as recommended in the adopted General Development Plan, Small Area Plans, Transportation Functional Master Plan, and Transit Development Plan to relieve local transportation network congestion, increase capacity, increase pedestrian and bicycle safety, and to support land development.

Location

**Countywide**

**Benefit**

Identify and program projects to improve or expand overall efficiency, provide added capacity and upgrade infrastructure.

**Amendment History**

Prior approval has been adjusted to show the closing of jobs on this project. County Council approved County Executive's supplemental AMD #86 to Bill 31-16 adding \$75k in FY17.

Prior Year Project Total	Phase	Project Total	Prior Approval	Budget FY2022	Capital Program (\$000)					Beyond 6 Years
					FY2023	FY2024	FY2025	FY2026	FY2027	
\$2,824,351	Plans and Engineering	\$3,226,366	\$1,018,366	\$768,000	\$288	\$288	\$288	\$288	\$288	
\$151,897	Overhead	\$169,250	\$77,250	\$32,000	\$12	\$12	\$12	\$12	\$12	
\$2,976,248	<b>Total</b>	\$3,395,616	\$1,095,616	\$800,000	\$300	\$300	\$300	\$300	\$300	
<b>More (Less) Than Prior Year Program:</b>		\$419,368	(\$380,632)	\$500,000	\$0	\$0	\$0	\$0	\$300	Multi-Yr

H539600 Trans Facility Planning

Class: Roads & Bridges

FY2022

County Executive Request

**Project Status**

1. Current Status Of This Project: Active
2. Action Taken In Current Fiscal Year: Multi-Year
3. Action Required To Complete This Project: Multi-Year

**Change from Prior Year**

1. Change in Name or Description: None
2. Change in Total Project Cost: Increased FY22 due to identified projects; Added FY27 Funding
3. Change in Scope: None
4. Change in Timing: None

Estimated Operating Budget Impact: None

**Initial Total Project Cost Estimate**

FY 2010      \$1,200,000

**Financial Activity**

	Expended	Encumbered	Total
<b>April 1, 2020</b>	\$677,102	\$70,397	\$747,498
<b>April 1, 2021</b>	\$385,074	\$199,061	\$584,134

Prior Year Project Total	Funding	Project Total	Prior Approval	Budget FY2022	Capital Program (\$000)					Beyond 6 Years
					FY2023	FY2024	FY2025	FY2026	FY2027	
\$2,526,248	General Fund PayGo	\$2,895,616	\$645,616	\$750,000	\$300	\$300	\$300	\$300	\$300	
\$370,000	Other Fed Grants	\$370,000	\$370,000	\$0	\$0	\$0	\$0	\$0	\$0	
\$80,000	Other State Grants	\$80,000	\$80,000	\$0	\$0	\$0	\$0	\$0	\$0	
	Developer Contribution	\$50,000	\$0	\$50,000	\$0	\$0	\$0	\$0	\$0	
\$2,976,248	<b>Total</b>	\$3,395,616	\$1,095,616	\$800,000	\$300	\$300	\$300	\$300	\$300	
<b>More (Less) Than Prior Year Program:</b>		\$419,368	(\$380,632)	\$500,000	\$0	\$0	\$0	\$0	\$300	Multi-Yr

H546000 Wayson Rd/Davidsonville

Class: Roads & Bridges

FY2022

County Executive Request

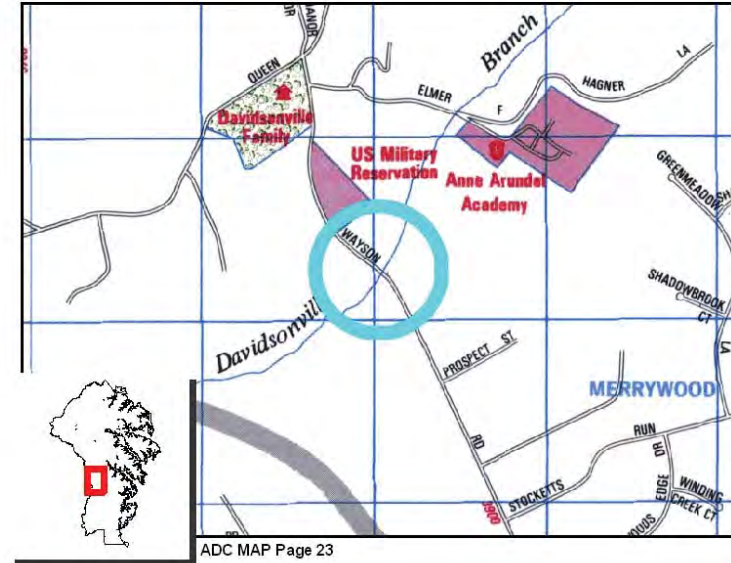
**Description**

This project will reconstruct the existing bridge on Wayson Road over Davidsonville Branch to correct existing deficiencies, structurally deficient substructure, and substandard bridge deck geometry.

**Benefit**

Improved roadway safety.

**Amendment History**



Prior Year Project Total	Phase	Project Total	Prior Approval	Budget FY2022	Capital Program (\$000)					Beyond 6 Years
					FY2023	FY2024	FY2025	FY2026	FY2027	
\$473,000	Plans and Engineering	\$472,000	\$473,000	(\$1,000)	\$0	\$0	\$0	\$0	\$0	\$0
\$15,000	Land	\$15,000	\$15,000	\$0	\$0	\$0	\$0	\$0	\$0	\$0
\$1,420,000	Construction	\$1,362,000	\$1,420,000	(\$58,000)	\$0	\$0	\$0	\$0	\$0	\$0
\$76,000	Overhead	\$71,000	\$76,000	(\$5,000)	\$0	\$0	\$0	\$0	\$0	\$0
\$1,984,000	<b>Total</b>	\$1,920,000	\$1,984,000	(\$64,000)	\$0	\$0	\$0	\$0	\$0	\$0
<b>More (Less) Than Prior Year Program:</b>		(\$64,000)	\$0	(\$64,000)	\$0	\$0	\$0	\$0	\$0	\$0

**H546000 Wayson Rd/Davidsonville**

**Class: Roads & Bridges**

**FY2022 County Executive Request**

**Project Status**

1. Current Status Of This Project: Active
2. Action Taken In Current Fiscal Year: Performance
3. Action Required To Complete This Project: None

**Change from Prior Year**

1. Change in Name or Description: None
2. Change in Total Project Cost: Decreased based on actual costs and fiscal analysis.
3. Change in Scope: None
4. Change in Timing: None

**Estimated Operating Budget Impact:** Potential savings/cost avoidance

**Initial Total Project Cost Estimate**

FY 2010            \$1,129,000

**Financial Activity**

	<b>Expended</b>	<b>Encumbered</b>	<b>Total</b>
<b>April 1, 2020</b>	\$1,786,736	\$138,477	\$1,925,213
<b>April 1, 2021</b>	\$1,831,238	\$79,206	\$1,910,444

<b>Prior Year Project Total</b>	<b>Funding</b>	<b>Project Total</b>	<b>Prior Approval</b>	<b>Budget FY2022</b>	<b>Capital Program (\$000)</b>					<b>Beyond 6 Years</b>
					<b>FY2023</b>	<b>FY2024</b>	<b>FY2025</b>	<b>FY2026</b>	<b>FY2027</b>	
\$1,984,000	General County Bonds	\$1,920,000	\$1,984,000	(\$64,000)	\$0	\$0	\$0	\$0	\$0	\$0
\$1,984,000	<b>Total</b>	\$1,920,000	\$1,984,000	(\$64,000)	\$0	\$0	\$0	\$0	\$0	\$0
<b>More (Less) Than Prior Year Program:</b>		(\$64,000)	\$0	(\$64,000)	\$0	\$0	\$0	\$0	\$0	\$0



H561000 O'Connor Rd / Deep Run

Class: Roads & Bridges

FY2022

County Executive Request

**Description**

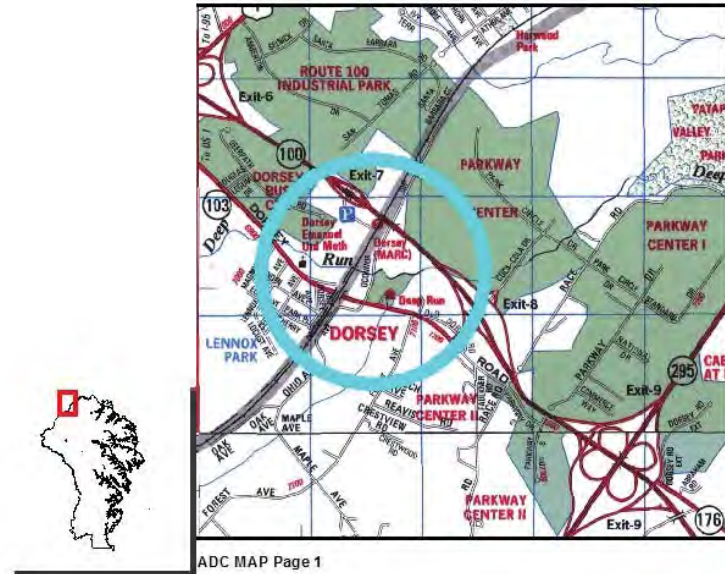
This project will reconstruct the existing bridge along O'Connor Road over Deep Run to correct the deficient substructure and obsolete deck geometry.

This project is eligible for 80% construction cost funding through the Federal Highway Bridge Program (HBP).

**Benefit**

Replacement of County infrastructure to extend useful life and improve roadway safety.

**Amendment History**



ADC MAP Page 1

Prior Year Project Total	Phase	Project Total	Prior Approval	Budget FY2022	Capital Program (\$000)					Beyond 6 Years
					FY2023	FY2024	FY2025	FY2026	FY2027	
\$278,000	Plans and Engineering	\$309,000	\$278,000	\$31,000	\$0	\$0	\$0	\$0	\$0	\$0
\$258,000	Land	\$259,000	\$258,000	\$1,000	\$0	\$0	\$0	\$0	\$0	\$0
\$0	Construction	\$0	\$0	\$0	\$0	\$0	\$0	\$0	\$0	\$0
\$23,000	Overhead	\$24,000	\$23,000	\$1,000	\$0	\$0	\$0	\$0	\$0	\$0
\$559,000	<b>Total</b>	\$592,000	\$559,000	\$33,000	\$0	\$0	\$0	\$0	\$0	\$0
<b>More (Less) Than Prior Year Program:</b>		\$33,000	\$0	\$33,000	\$0	\$0	\$0	\$0	\$0	\$0

H561000 O'Connor Rd / Deep Run

Class: Roads & Bridges

FY2022 County Executive Request

**Project Status**

1. Current Status Of This Project: Active
2. Action Taken In Current Fiscal Year: Design
3. Action Required To Complete This Project: Design, Right-of-Way, Construction, Performance

**Change from Prior Year**

1. Change in Name or Description: Add "Construction funding will be applied to this project when the Design and ROW phases are complete, from project H581100, Bridge Construction Placeholder."
2. Change in Total Project Cost: Increased due to current cost estimates and fiscal analysis
3. Change in Scope: None
4. Change in Timing: None

**Estimated Operating Budget Impact:** Potential savings/cost avoidance

**Initial Total Project Cost Estimate**

FY 2014 \$1,228,000

**Financial Activity**

	Expended	Encumbered	Total
<b>April 1, 2020</b>	\$74,422	\$10,972	\$85,394
<b>April 1, 2021</b>	\$96,859	\$16	\$96,875

Prior Year Project Total	Funding	Project Total	Prior Approval	Budget FY2022	Capital Program (\$000)					Beyond 6 Years
					FY2023	FY2024	FY2025	FY2026	FY2027	
\$559,000	General County Bonds	\$483,000	\$559,000	(\$76,000)	\$0	\$0	\$0	\$0	\$0	\$0
\$0	Fed Bridge Repair Prgm	\$0	\$0	\$0	\$0	\$0	\$0	\$0	\$0	\$0
\$0	Miscellaneous	\$109,000	\$0	\$109,000	\$0	\$0	\$0	\$0	\$0	\$0
\$559,000	<b>Total</b>	\$592,000	\$559,000	\$33,000	\$0	\$0	\$0	\$0	\$0	\$0
<b>More (Less) Than Prior Year Program:</b>		\$33,000	\$0	\$33,000	\$0	\$0	\$0	\$0	\$0	\$0

H561100 Polling House/Rock Branch

Class: Roads & Bridges

FY2022

County Executive Request

**Description**

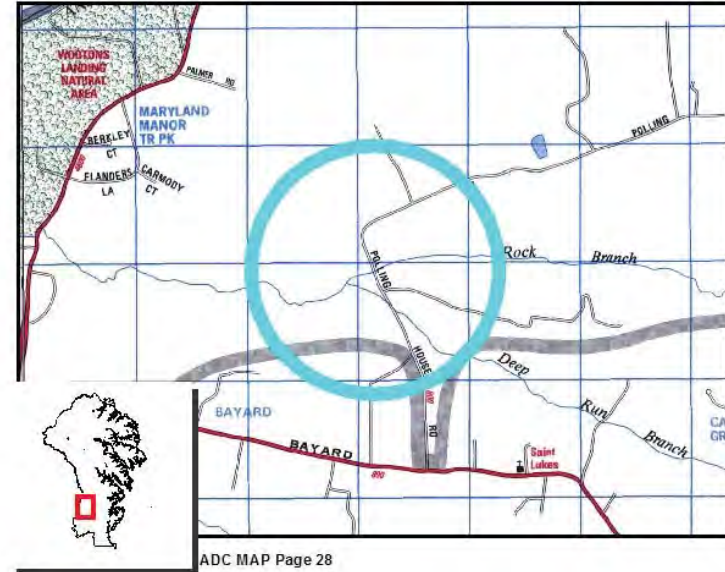
This project will replace the existing bridge along Polling House Road over Rock Branch to correct the deteriorated structure and obsolete deck geometry.

The project is eligible for up to 80% construction cost funding through the Federal Highway Bridge Program (HBP).

**Benefit**

Replacement of County infrastructure to extend useful life and improve roadway safety.

**Amendment History**



Prior Year Project Total	Phase	Project Total	Prior Approval	Budget FY2022	Capital Program (\$000)					Beyond 6 Years
					FY2023	FY2024	FY2025	FY2026	FY2027	
\$125,000	Plans and Engineering	\$270,000	\$125,000	\$145,000	\$0	\$0	\$0	\$0	\$0	\$0
\$50,000	Land	\$50,000	\$50,000	\$0	\$0	\$0	\$0	\$0	\$0	\$0
\$0	Construction	\$0	\$0	\$0	\$0	\$0	\$0	\$0	\$0	\$0
\$8,000	Overhead	\$13,000	\$8,000	\$5,000	\$0	\$0	\$0	\$0	\$0	\$0
\$183,000	<b>Total</b>	\$333,000	\$183,000	\$150,000	\$0	\$0	\$0	\$0	\$0	\$0
<b>More (Less) Than Prior Year Program:</b>		\$150,000	\$0	\$150,000	\$0	\$0	\$0	\$0	\$0	\$0

H561100 Polling House/Rock Branch

Class: Roads & Bridges

FY2022 County Executive Request

**Project Status**

1. Current Status Of This Project: Active
2. Action Taken In Current Fiscal Year: Design
3. Action Required To Complete This Project: Design, Right of Way, Construction, Performance

**Change from Prior Year**

1. Change in Name or Description: Add "Construction funding will be applied to this project when the Design and ROW phases are complete, from project H581100, Bridge Construction Placeholder."
2. Change in Total Project Cost: None
3. Change in Scope: None
4. Change in Timing: None

**Estimated Operating Budget Impact:** Potential savings/cost avoidance

**Initial Total Project Cost Estimate**

FY 2014 \$1,223,000

**Financial Activity**

	Expended	Encumbered	Total
April 1, 2020	\$0	\$0	\$0
April 1, 2021	\$8,255	\$99,075	\$107,329

Prior Year Project Total	Funding	Project Total	Prior Approval	Budget FY2022	Capital Program (\$000)					Beyond 6 Years
					FY2023	FY2024	FY2025	FY2026	FY2027	
\$183,000	General County Bonds	\$333,000	\$183,000	\$150,000	\$0	\$0	\$0	\$0	\$0	\$0
\$0	Fed Bridge Repair Prgm	\$0	\$0	\$0	\$0	\$0	\$0	\$0	\$0	\$0
\$183,000	<b>Total</b>	\$333,000	\$183,000	\$150,000	\$0	\$0	\$0	\$0	\$0	\$0
<b>More (Less) Than Prior Year Program:</b>		\$150,000	\$0	\$150,000	\$0	\$0	\$0	\$0	\$0	\$0

**H563700 Ped Improvement - SHA**

**Class: Roads & Bridges**

**FY2022**

**County Executive Request**

**Description**

This project is to cover the County's share of costs for the State Highway Administration (SHA) to construct new sidewalk and reconstruct existing sidewalks along State Highways. This project would also fund the County's participation in Public Outreach in support of the SHA and acquisition of Rights of Way necessary for construction outside of existing SHA Right of Way.

Sidewalk Projects are identified in the County's Priority Letters to the Maryland Department of Transportation (MDOT) and are located within the State Priority Funding Area. Sidewalks to be constructed shall be funded equally between State and the County, except under special circumstances, which the State will fund up to 100% of the costs.

**Location**

**Countywide**

**Benefit**

Service Expansion and Improved Efficiency. Upgrade existing pedestrian facilities to provide accessibility to pedestrian generators such as transit, government and public facilities; removing significant impediments to pedestrian access, filling in gaps in the existing sidewalk network; and eliminating public safety risks.

**Amendment History**

County Council reduced \$245k via AMD #144 to Bill 29-19.

Prior Year Project Total	Phase	Project Total	Prior Approval	Budget FY2022	Capital Program (\$000)					Beyond 6 Years
					FY2023	FY2024	FY2025	FY2026	FY2027	
(\$550)	Plans and Engineering	(\$712)	(\$712)	\$0	\$0	\$0	\$0	\$0	\$0	
\$253,000	Land	\$276,000	\$138,000	\$23,000	\$23	\$23	\$23	\$23	\$23	
\$15,995	Overhead	\$16,974	\$10,974	\$1,000	\$1	\$1	\$1	\$1	\$1	
\$3,986,000	Other	\$4,462,000	\$1,606,000	\$476,000	\$476	\$476	\$476	\$476	\$476	
\$4,254,445	<b>Total</b>	\$4,754,262	\$1,754,262	\$500,000	\$500	\$500	\$500	\$500	\$500	
<b>More (Less) Than Prior Year Program:</b>		\$499,817	(\$183)	\$0	\$0	\$0	\$0	\$0	\$500	Multi-Yr

H563700 Ped Improvement - SHA

Class: Roads & Bridges

FY2022 County Executive Request

**Project Status**

1. Current Status Of This Project: Active
2. Action Taken In Current Fiscal Year: Multi-Year
3. Action Required To Complete This Project: Multi-Year

**Change from Prior Year**

1. Change in Name or Description: None
2. Change in Total Project Cost: Added FY27 Funding
3. Change in Scope: None
4. Change in Timing: None

Estimated Operating Budget Impact: Indeterminate

**Initial Total Project Cost Estimate**

FY 2015 \$1,500,000

**Financial Activity**

	Expended	Encumbered	Total
<b>April 1, 2020</b>	\$444,501	\$399,151	\$843,652
<b>April 1, 2021</b>	\$449,289	\$399,151	\$848,440

Prior Year Project Total	Funding	Project Total	Prior Approval	Budget FY2022	Capital Program (\$000)					Beyond 6 Years
					FY2023	FY2024	FY2025	FY2026	FY2027	
\$4,254,445	General County Bonds	\$4,754,262	\$1,754,262	\$500,000	\$500	\$500	\$500	\$500	\$500	
\$4,254,445	<b>Total</b>	\$4,754,262	\$1,754,262	\$500,000	\$500	\$500	\$500	\$500	\$500	
<b>More (Less) Than Prior Year Program:</b>		\$499,817	(\$183)	\$0	\$0	\$0	\$0	\$0	\$500	Multi-Yr

**H564000 Severn-Harman Ped Net**

**Class: Roads & Bridges**

**FY2022**

**County Executive Request**

**Description**

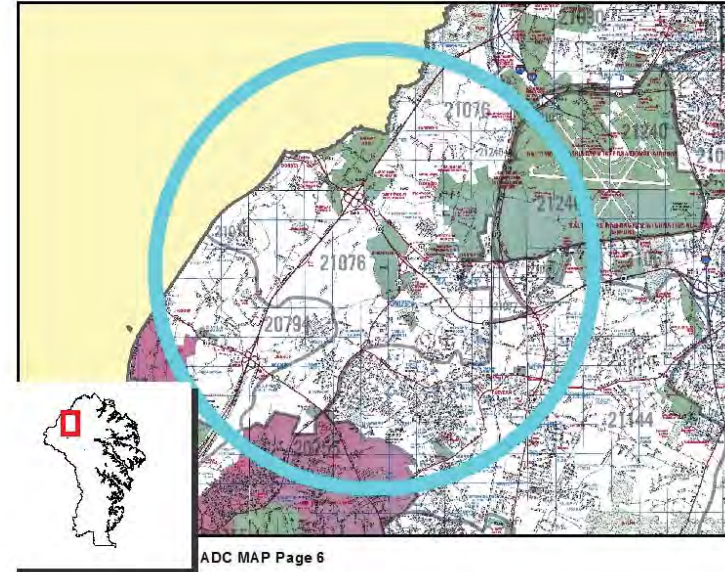
This project will fund design, right-of-way acquisition and construction of pedestrian, bicycle, and transit facility improvements, creating a network as recommended in the Pedestrian and Bicycle Master Plan Update (2013) and Transit Development Plan connecting communities with public and major privately owned facilities and activity centers.

Improvements include projects identified in the Master Plans and will provide sidewalks at missing segments, new sidewalk segments, crosswalks, pedestrian signals, and multipurpose trail segments creating a network supporting walking, biking, and transit needs of communities near Arundel Mills - MarylandLive!. Projects are consistent with recommendations in the adopted Small Area Plans, the prior Anne Arundel County Pedestrian and Bicycle Master Plan (2003), and the Transit Development Plan.

Legislation established funding to reduce impacts on neighboring communities of MarylandLive!.

**Benefit**

Service Expansion and Improved Efficiency. Provide network of pedestrian and bicycle facilities to safely and efficiently enhance accessibility to communities within a three mile radius of Arundel Mills - MarylandLive!.



**Amendment History**

Prior Year Project Total	Phase	Project Total	Prior Approval	Budget FY2022	Capital Program (\$000)					Beyond 6 Years
					FY2023	FY2024	FY2025	FY2026	FY2027	
\$472,930	Plans and Engineering	\$2,472,930	\$472,930	\$0	\$400	\$400	\$400	\$400	\$400	
\$5,000	Land	\$30,000	\$5,000	\$0	\$5	\$5	\$5	\$5	\$5	
\$16,999,543	Construction	\$15,479,543	\$5,479,543	\$0	\$2,000	\$2,000	\$2,000	\$2,000	\$2,000	
\$810,851	Overhead	\$805,851	\$330,851	\$0	\$95	\$95	\$95	\$95	\$95	
\$2,933,024	Other	(\$66,976)	(\$66,976)	\$0	\$0	\$0	\$0	\$0	\$0	
\$21,221,348	<b>Total</b>	\$18,721,348	\$6,221,348	\$0	\$2,500	\$2,500	\$2,500	\$2,500	\$2,500	
<b>More (Less) Than Prior Year Program:</b>		(\$2,500,000)	\$0	(\$6,000,000)	(\$3,500)	\$1,500	\$1,500	\$1,500	\$2,500	Multi-Yr

H564000 Severn-Harman Ped Net

Class: Roads & Bridges

FY2022 County Executive Request

**Project Status**

1. Current Status Of This Project: Active
2. Action Taken In Current Fiscal Year: Multi-Year
3. Action Required To Complete This Project: Multi-Year

**Change from Prior Year**

1. Change in Name or Description: None
2. Change in Total Project Cost: Added FY27 Funding
3. Change in Scope: None
4. Change in Timing: Updated costs to reflect annualized funding through program

Estimated Operating Budget Impact: Indeterminate

**Initial Total Project Cost Estimate**

FY 2015 \$3,100,000

**Financial Activity**

	Expended	Encumbered	Total
<b>April 1, 2020</b>	\$422,970	\$915,950	\$1,338,920
<b>April 1, 2021</b>	\$1,023,055	\$1,469,784	\$2,492,839

Prior Year Project Total	Funding	Project Total	Prior Approval	Budget FY2022	Capital Program (\$000)					Beyond 6 Years
					FY2023	FY2024	FY2025	FY2026	FY2027	
\$21,221,348	Video Lottery Impact Aid	\$18,721,348	\$6,221,348	\$0	\$2,500	\$2,500	\$2,500	\$2,500	\$2,500	
\$21,221,348	<b>Total</b>	\$18,721,348	\$6,221,348	\$0	\$2,500	\$2,500	\$2,500	\$2,500	\$2,500	
<b>More (Less) Than Prior Year Program:</b>		(\$2,500,000)	\$0	(\$6,000,000)	(\$3,500)	\$1,500	\$1,500	\$1,500	\$2,500	Multi-Yr



H564100 Arundel Mills LDC Roads

Class: Roads & Bridges

FY2022

County Executive Request

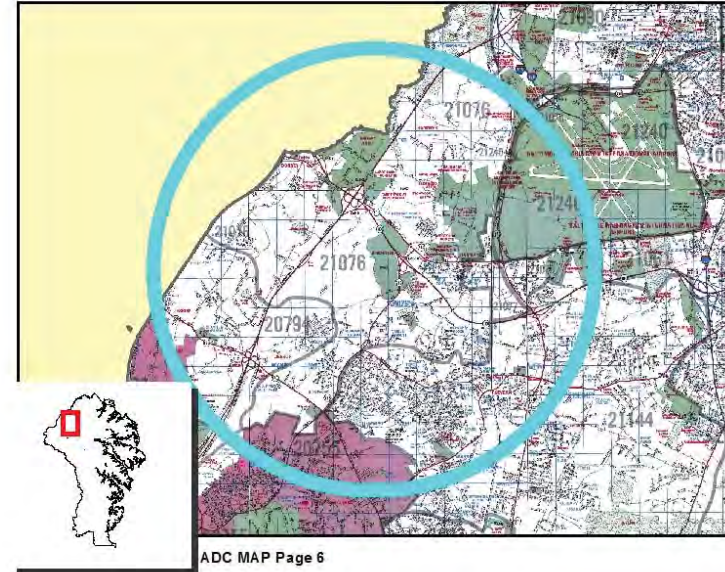
**Description**

The project funds all aspects of road and pedestrian rehabilitation, and safety improvements as identified by the Anne Arundel County Arundel Mills - MarylandLive! Local Development Council for the purpose of improving motorist and pedestrian facilities for communities near Arundel Mills - MarylandLive!.

**Benefit**

Improved Efficiency to reduce impacts to neighboring communities within a three mile radius of Arundel Mills - MarylandLive!; Rehabilitation/Replacement and Corrective Maintenance to extend the useful life of County infrastructure.

**Amendment History**



Prior Year Project Total	Phase	Project Total	Prior Approval	Budget FY2022	Capital Program (\$000)					Beyond 6 Years
					FY2023	FY2024	FY2025	FY2026	FY2027	
\$1,025,000	Plans and Engineering	\$1,100,000	\$650,000	\$75,000	\$75	\$75	\$75	\$75	\$75	
\$16,000	Land	\$17,000	\$11,000	\$1,000	\$1	\$1	\$1	\$1	\$1	
\$3,056,374	Construction	\$3,461,374	\$1,031,374	\$405,000	\$405	\$405	\$405	\$405	\$405	
\$245,153	Overhead	\$264,153	\$150,153	\$19,000	\$19	\$19	\$19	\$19	\$19	
\$4,342,527	<b>Total</b>	\$4,842,527	\$1,842,527	\$500,000	\$500	\$500	\$500	\$500	\$500	
<b>More (Less) Than Prior Year Program:</b>		\$500,000	\$0	\$0	\$0	\$0	\$0	\$0	\$500	Multi-Yr

H564100 Arundel Mills LDC Roads

Class: Roads & Bridges

FY2022 County Executive Request

**Project Status**

1. Current Status Of This Project: Active
2. Action Taken In Current Fiscal Year: Multi-Year
3. Action Required To Complete This Project: Multi-Year

**Change from Prior Year**

1. Change in Name or Description: None
2. Change in Total Project Cost: Added FY27 funding.
3. Change in Scope: None
4. Change in Timing: None

Estimated Operating Budget Impact: Indeterminate

**Initial Total Project Cost Estimate**

FY 2015 \$3,900,000

**Financial Activity**

	Expended	Encumbered	Total
<b>April 1, 2020</b>	\$213,148	\$683,761	\$896,909
<b>April 1, 2021</b>	\$849,563	\$480,000	\$1,329,563

Prior Year Project Total	Funding	Project Total	Prior Approval	Budget FY2022	Capital Program (\$000)					Beyond 6 Years
					FY2023	FY2024	FY2025	FY2026	FY2027	
\$4,342,527	Video Lottery Impact Aid	\$4,842,527	\$1,842,527	\$500,000	\$500	\$500	\$500	\$500	\$500	
\$4,342,527	<b>Total</b>	\$4,842,527	\$1,842,527	\$500,000	\$500	\$500	\$500	\$500	\$500	
<b>More (Less) Than Prior Year Program:</b>		\$500,000	\$0	\$0	\$0	\$0	\$0	\$0	\$500	Multi-Yr

**H566600 ADA ROW Compliance**

**Class: Roads & Bridges**

**FY2022**

**County Executive Request**

**Description**

Funds are requested for the rehabilitation of sidewalks, curb ramps, and accessible pedestrian signals within the public right of way, including ancillary work such as system-wide evaluations, to ensure compliance with Federal Americans with Disabilities Act (ADA) and Section 504 of the Rehabilitation Act of 1973.

**Location**

**Countywide**

**Benefit**

Federal and State Regulatory Compliance and corrective maintenance of County infrastructure to ensure Americans with Disability Act compliance.

**Amendment History**

Prior Year Project Total	Phase	Project Total	Prior Approval	Budget FY2022	Capital Program (\$000)					Beyond 6 Years
					FY2023	FY2024	FY2025	FY2026	FY2027	
\$380,000	Plans and Engineering	\$380,000	\$380,000	\$0	\$0	\$0	\$0	\$0	\$0	
\$7,297,993	Construction	\$8,259,993	\$2,487,993	\$962,000	\$962	\$962	\$962	\$962	\$962	
\$334,822	Overhead	\$372,822	\$144,822	\$38,000	\$38	\$38	\$38	\$38	\$38	
\$8,012,815	<b>Total</b>	\$9,012,815	\$3,012,815	\$1,000,000	\$1,000	\$1,000	\$1,000	\$1,000	\$1,000	
<b>More (Less) Than Prior Year Program:</b>		\$1,000,000	\$0	\$0	\$0	\$0	\$0	\$0	\$1,000	Multi-Yr

H566600 ADA ROW Compliance

Class: Roads & Bridges

FY2022 County Executive Request

**Project Status**

1. Current Status Of This Project: Active
2. Action Taken In Current Fiscal Year: Multi-Year
3. Action Required To Complete This Project: Multi-Year

**Change from Prior Year**

1. Change in Name or Description: None
2. Change in Total Project Cost: Added FY27 Funding
3. Change in Scope: None
4. Change in Timing: None

Estimated Operating Budget Impact: Indeterminate

**Initial Total Project Cost Estimate**

FY 2016 \$400,000

**Financial Activity**

	Expended	Encumbered	Total
April 1, 2020	\$1,080,694	\$579,653	\$1,660,347
April 1, 2021	\$2,328,736	\$341,800	\$2,670,537

Prior Year Project Total	Funding	Project Total	Prior Approval	Budget FY2022	Capital Program (\$000)					Beyond 6 Years
					FY2023	FY2024	FY2025	FY2026	FY2027	
\$8,012,815	General County Bonds	\$9,012,815	\$3,012,815	\$1,000,000	\$1,000	\$1,000	\$1,000	\$1,000	\$1,000	
\$0	General Fund PayGo	\$0	\$0	\$0	\$0	\$0	\$0	\$0	\$0	
\$8,012,815	<b>Total</b>	\$9,012,815	\$3,012,815	\$1,000,000	\$1,000	\$1,000	\$1,000	\$1,000	\$1,000	
<b>More (Less) Than Prior Year Program:</b>		\$1,000,000	\$0	\$0	\$0	\$0	\$0	\$0	\$1,000	Multi-Yr

H566800 McKendree Rd/Lyons Creek

Class: Roads & Bridges

FY2022

County Executive Request

**Description**

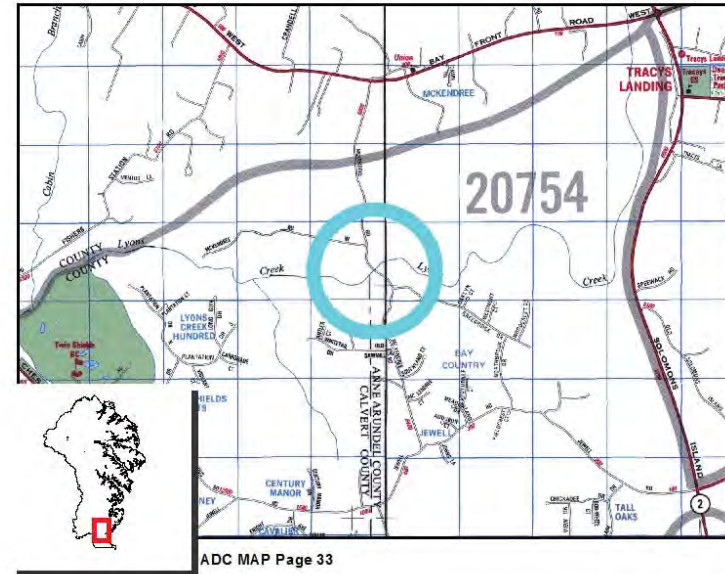
This project is to remove and replace the culvert on McKendree Road over Lyons Creek to correct the structurally deficient condition of the existing multicell culvert.

This project is eligible for up to 80% construction cost funding through the Federal Highway Bridge Program (HBP).

**Benefit**

Replacement of County Infrastructure to extend its useful life.

**Amendment History**



Prior Year Project Total	Phase	Project Total	Prior Approval	Budget FY2022	Capital Program (\$000)					Beyond 6 Years
					FY2023	FY2024	FY2025	FY2026	FY2027	
\$273,000	Plans and Engineering	\$273,000	\$273,000	\$0	\$0	\$0	\$0	\$0	\$0	\$0
\$10,000	Land	\$10,000	\$10,000	\$0	\$0	\$0	\$0	\$0	\$0	\$0
\$1,476,000	Construction	\$1,476,000	\$943,000	\$533,000	\$0	\$0	\$0	\$0	\$0	\$0
\$70,000	Overhead	\$70,000	\$61,000	\$9,000	\$0	\$0	\$0	\$0	\$0	\$0
\$1,829,000	<b>Total</b>	\$1,829,000	\$1,287,000	\$542,000	\$0	\$0	\$0	\$0	\$0	\$0
<b>More (Less) Than Prior Year Program:</b>		\$0	\$0	\$0	\$0	\$0	\$0	\$0	\$0	\$0

H566800 McKendree Rd/Lyons Creek

Class: Roads & Bridges

FY2022

County Executive Request

**Project Status**

1. Current Status Of This Project: Active
2. Action Taken In Current Fiscal Year: Design
3. Action Required To Complete This Project: Design, ROW, Construction, Performance

**Change from Prior Year**

1. Change in Name or Description: None
2. Change in Total Project Cost: None
3. Change in Scope: None
4. Change in Timing: None

**Estimated Operating Budget Impact:** Potential savings/cost avoidance

**Initial Total Project Cost Estimate**

FY 2016 \$1,159,000

**Financial Activity**

	Expended	Encumbered	Total
<b>April 1, 2020</b>	\$87,914	\$110,250	\$198,163
<b>April 1, 2021</b>	\$113,417	\$92,551	\$205,968

Prior Year Project Total	Funding	Project Total	Prior Approval	Budget FY2022	Capital Program (\$000)					Beyond 6 Years
					FY2023	FY2024	FY2025	FY2026	FY2027	
\$1,055,000	General County Bonds	\$1,055,000	\$601,000	\$454,000	\$0	\$0	\$0	\$0	\$0	\$0
\$774,000	Fed Bridge Repair Prgm	\$774,000	\$686,000	\$88,000	\$0	\$0	\$0	\$0	\$0	\$0
\$1,829,000	<b>Total</b>	\$1,829,000	\$1,287,000	\$542,000	\$0	\$0	\$0	\$0	\$0	\$0
<b>More (Less) Than Prior Year Program:</b>		\$0	\$0	\$0	\$0	\$0	\$0	\$0	\$0	\$0

H569500 Gov Bridge Over Pax River

Class: Roads & Bridges

FY2022

County Executive Request

**Description**

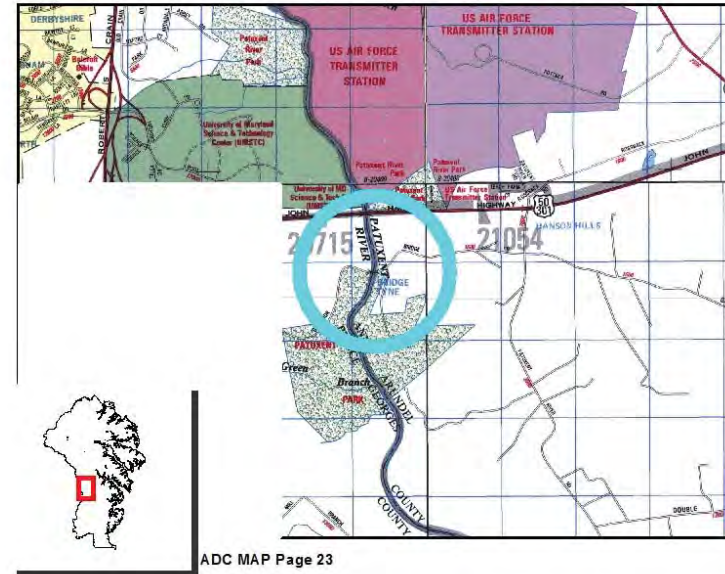
This project will reimburse Prince George's County for Anne Arundel County's share of the cost to replace the bridge along Governor Bridge Road over the Patuxent River.

This project is eligible for 80% construction cost funding through the Federal Highway Bridge Program (HBP).

**Benefit**

Replacement of shared infrastructure and improved safety.

**Amendment History**



ADC MAP Page 23

Prior Year Project Total	Phase	Project Total	Prior Approval	Budget FY2022	Capital Program (\$000)					Beyond 6 Years
					FY2023	FY2024	FY2025	FY2026	FY2027	
\$1,314,000	Other	\$1,314,000	\$946,000	\$0	\$368	\$0	\$0	\$0	\$0	\$0
\$1,314,000	<b>Total</b>	\$1,314,000	\$946,000	\$0	\$368	\$0	\$0	\$0	\$0	\$0
<b>More (Less) Than Prior Year Program:</b>		\$0	\$0	\$0	\$0	\$0	\$0	\$0	\$0	\$0

H569500 Gov Bridge Over Pax River

Class: Roads & Bridges

FY2022

County Executive Request

**Project Status**

1. Current Status Of This Project: Active
2. Action Taken In Current Fiscal Year: Planning
3. Action Required To Complete This Project: Design, Construction, Performance

**Change from Prior Year**

1. Change in Name or Description: None
2. Change in Total Project Cost: None
3. Change in Scope: None
4. Change in Timing: None

**Estimated Operating Budget Impact:** Potential savings/cost avoidance

**Initial Total Project Cost Estimate**

FY 2017 \$946,000

**Financial Activity**

Expended	Encumbered	Total
April 1, 2020	\$0	\$0
April 1, 2021	\$0	\$0

Prior Year Project Total	Funding	Project Total	Prior Approval	Capital Program (\$000)						Beyond 6 Years
				Budget FY2022	FY2023	FY2024	FY2025	FY2026	FY2027	
\$1,314,000	General County Bonds	\$1,314,000	\$946,000	\$0	\$368	\$0	\$0	\$0	\$0	\$0
\$1,314,000	<b>Total</b>	\$1,314,000	\$946,000	\$0	\$368	\$0	\$0	\$0	\$0	\$0
<b>More (Less) Than Prior Year Program:</b>		\$0	\$0	\$0	\$0	\$0	\$0	\$0	\$0	\$0



H569600 Monterey Ave Sidewalk Improv

Class: Roads & Bridges

FY2022

County Executive Request

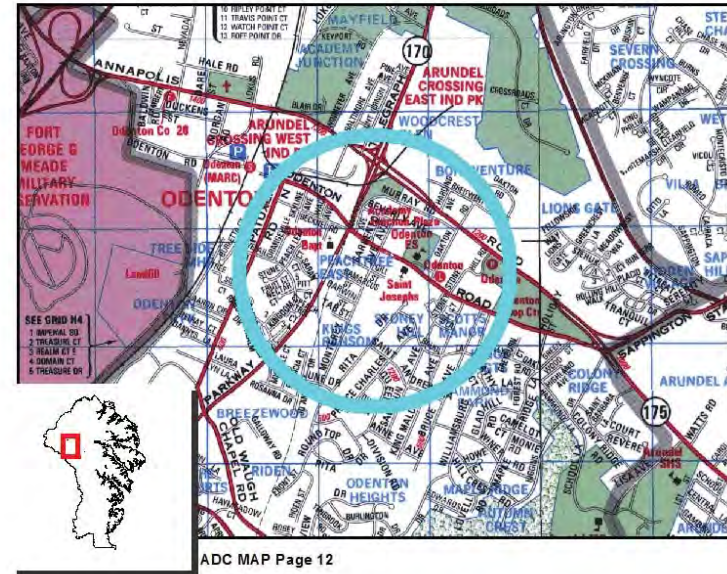
**Description**

This project will provide sidewalk, curb and gutter, storm drain, and roadway improvements along Monterey Avenue between Odenton Road and June Drive.

**Benefit**

Improve vehicular and pedestrian safety. Primary community walking route to Odenton Elementary School.

**Amendment History**



Prior Year Project Total	Phase	Project Total	Prior Approval	Budget FY2022	Capital Program (\$000)					Beyond 6 Years
					FY2023	FY2024	FY2025	FY2026	FY2027	
\$441,000	Plans and Engineering	\$498,000	\$441,000	\$57,000	\$0	\$0	\$0	\$0	\$0	\$0
\$119,000	Land	\$119,000	\$119,000	\$0	\$0	\$0	\$0	\$0	\$0	\$0
\$2,844,000	Construction	\$2,826,000	\$1,029,000	\$1,797,000	\$0	\$0	\$0	\$0	\$0	\$0
\$136,000	Overhead	\$138,000	\$85,000	\$53,000	\$0	\$0	\$0	\$0	\$0	\$0
\$3,540,000	<b>Total</b>	\$3,581,000	\$1,674,000	\$1,907,000	\$0	\$0	\$0	\$0	\$0	\$0
<b>More (Less) Than Prior Year Program:</b>		\$41,000	\$0	\$41,000	\$0	\$0	\$0	\$0	\$0	\$0

H569600 Monterey Ave Sidewalk Improv

Class: Roads & Bridges

FY2022

County Executive Request

**Project Status**

1. Current Status Of This Project: Active
2. Action Taken In Current Fiscal Year: Design
3. Action Required To Complete This Project: Design, ROW, Construction, Performance

**Change from Prior Year**

1. Change in Name or Description: None
2. Change in Total Project Cost: Increased due to current cost estimates and fiscal analysis
3. Change in Scope: None
4. Change in Timing: None

**Estimated Operating Budget Impact:** Less than \$100,000 per year

**Initial Total Project Cost Estimate**

FY 2017      \$1,302,000

**Financial Activity**

	Expended	Encumbered	Total
<b>April 1, 2020</b>	\$165,603	\$240,114	\$405,717
<b>April 1, 2021</b>	\$406,234	\$56,873	\$463,107

Prior Year Project Total	Funding	Project Total	Prior Approval	Budget FY2022	Capital Program (\$000)					Beyond 6 Years
					FY2023	FY2024	FY2025	FY2026	FY2027	
\$172,000	General County Bonds	\$172,000	\$172,000	\$0	\$0	\$0	\$0	\$0	\$0	\$0
\$3,368,000	Other Funding Sources	\$3,409,000	\$1,502,000	\$1,907,000	\$0	\$0	\$0	\$0	\$0	\$0
\$3,540,000	<b>Total</b>	\$3,581,000	\$1,674,000	\$1,907,000	\$0	\$0	\$0	\$0	\$0	\$0
<b>More (Less) Than Prior Year Program:</b>		\$41,000	\$0	\$41,000	\$0	\$0	\$0	\$0	\$0	\$0

H573100 Race Road - Jessup Village

Class: Roads & Bridges

FY2022

County Executive Request

Description

This project will design, acquire rights of way, and construct improvements along MD 175 (Annapolis Road), Redbud Avenue, Champion Forest Avenue, Chestnut Avenue, Race Road, and National Business Parkway providing improved vehicular, bicycle, and pedestrian access to the new Jessup Elementary School and the corridor.

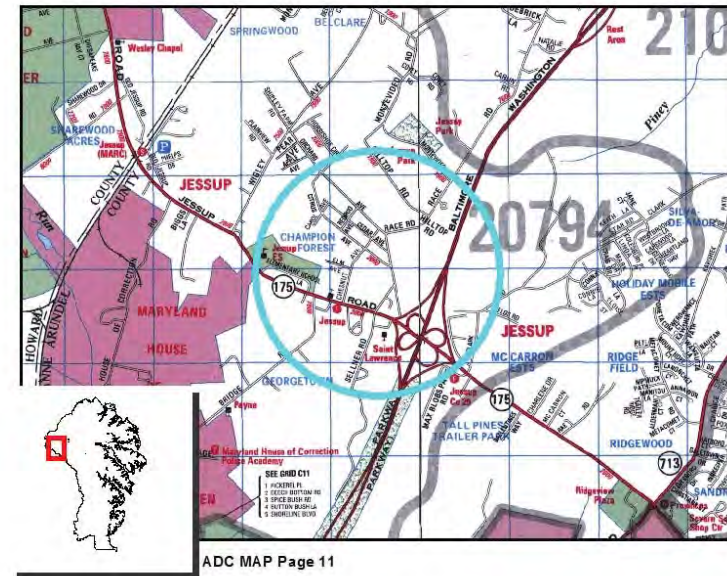
This project is 65% Impact Fee eligible in districts 6 and 35% in District 4.

Benefit

Improve vehicular, bicycle, and pedestrian safety, accessibility and mobility in the area.

Amendment History

CC removed \$500k via AMD #21 to Bill 36-17.



Prior Year Project Total	Phase	Project Total	Prior Approval	Budget FY2022	Capital Program (\$000)					Beyond 6 Years
					FY2023	FY2024	FY2025	FY2026	FY2027	
\$2,342,000	Plans and Engineering	\$1,328,000	\$2,342,000	\$0	(\$1,014)	\$0	\$0	\$0	\$0	\$0
\$5,946,000	Land	\$3,554,000	\$5,946,000	\$0	(\$2,392)	\$0	\$0	\$0	\$0	\$0
\$9,850,000	Construction	\$19,123,000	\$5,688,000	\$0	\$13,435	\$0	\$0	\$0	\$0	\$0
\$932,000	Overhead	\$961,000	\$724,000	\$0	\$237	\$0	\$0	\$0	\$0	\$0
\$0	Other	\$0	\$0	\$0	\$0	\$0	\$0	\$0	\$0	\$0
\$19,070,000	<b>Total</b>	\$24,966,000	\$14,700,000	\$0	\$10,266	\$0	\$0	\$0	\$0	\$0
<b>More (Less) Than Prior Year Program:</b>		\$5,896,000	\$0	(\$4,370,000)	\$10,266	\$0	\$0	\$0	\$0	\$0

H573100 Race Road - Jessup Village

Class: Roads & Bridges

FY2022 County Executive Request

**Project Status**

1. Current Status Of This Project: Active
2. Action Taken In Current Fiscal Year: Design, ROW
3. Action Required To Complete This Project: Design, ROW, Construction, Performance

**Change from Prior Year**

1. Change in Name or Description: None
2. Change in Total Project Cost: Increase based on most current cost estimates and fiscal analysis.
3. Change in Scope: None
4. Change in Timing: Deferred the balance of construction funding to FY23 based on current schedule

Estimated Operating Budget Impact: Less than \$100,000 per year

**Initial Total Project Cost Estimate**

FY 2018 \$19,070,000

**Financial Activity**

	Expended	Encumbered	Total
April 1, 2020	\$293,267	\$602,705	\$895,972
April 1, 2021	\$729,896	\$374,390	\$1,104,286

Prior Year Project Total	Funding	Project Total	Prior Approval	Budget FY2022	Capital Program (\$000)					Beyond 6 Years
					FY2023	FY2024	FY2025	FY2026	FY2027	
\$245,000	General County Bonds	\$0	\$0	\$0	\$0	\$0	\$0	\$0	\$0	\$0
	PPI Fund Bonds	\$4,577,000	\$0	\$0	\$4,577	\$0	\$0	\$0	\$0	\$0
\$0	General Fund PayGo	\$0	\$0	\$0	\$0	\$0	\$0	\$0	\$0	\$0
\$0	Hwy Impact Fees Dist 1	\$0	\$0	\$0	\$0	\$0	\$0	\$0	\$0	\$0
\$3,615,000	Hwy Impact Fees Dist 4	\$5,679,000	\$2,090,000	\$0	\$3,589	\$0	\$0	\$0	\$0	\$0
\$12,350,000	Hwy Impact Fees Dist 6	\$11,850,000	\$9,750,000	\$0	\$2,100	\$0	\$0	\$0	\$0	\$0
\$2,860,000	Developer Contribution	\$2,860,000	\$2,860,000	\$0	\$0	\$0	\$0	\$0	\$0	\$0
\$0	Miscellaneous	\$0	\$0	\$0	\$0	\$0	\$0	\$0	\$0	\$0
\$19,070,000	<b>Total</b>	\$24,966,000	\$14,700,000	\$0	\$10,266	\$0	\$0	\$0	\$0	\$0
	<b>More (Less) Than Prior Year Program:</b>	\$5,896,000	\$0	(\$4,370,000)	\$10,266	\$0	\$0	\$0	\$0	\$0

**H575400 Alley Reconstruction**

**Class: Roads & Bridges**

**FY2022**

**County Executive Request**

**Description**

Funds are requested for the reconstruction / rehabilitation of County owned alleys and associated ancillary work.

**Location**

**Countywide**

**Benefit**

Rehabilitation of deteriorated alleys providing community enhancement.

**Amendment History**

Prior Year Project Total	Phase	Project Total	Prior Approval	Budget FY2022	Capital Program (\$000)					Beyond 6 Years
					FY2023	FY2024	FY2025	FY2026	FY2027	
\$3,838,000	Construction	\$4,052,714	\$1,166,714	\$481,000	\$481	\$481	\$481	\$481	\$481	\$0
\$162,000	Overhead	\$171,007	\$57,007	\$19,000	\$19	\$19	\$19	\$19	\$19	\$0
\$4,000,000	<b>Total</b>	\$4,223,720	\$1,223,720	\$500,000	\$500	\$500	\$500	\$500	\$500	\$0
<b>More (Less) Than Prior Year Program:</b>		\$223,720	(\$276,280)	\$0	\$0	\$0	\$0	\$0	\$500	\$0

H575400 Alley Reconstruction

Class: Roads & Bridges

FY2022 County Executive Request

**Project Status**

1. Current Status Of This Project: Active
2. Action Taken In Current Fiscal Year: Multi-Year
3. Action Required To Complete This Project: Multi-Year

**Change from Prior Year**

1. Change in Name or Description: None
2. Change in Total Project Cost: Added FY27 funding.
3. Change in Scope: None
4. Change in Timing: None

**Estimated Operating Budget Impact:** Potential savings/cost avoidance

**Initial Total Project Cost Estimate**

FY 2019 \$500,000

**Financial Activity**

	Expended	Encumbered	Total
<b>April 1, 2020</b>	\$533,500	\$177,831	\$711,331
<b>April 1, 2021</b>	\$562,103	\$568,056	\$1,130,159

Prior Year Project Total	Funding	Project Total	Prior Approval	Budget FY2022	Capital Program (\$000)					Beyond 6 Years
					FY2023	FY2024	FY2025	FY2026	FY2027	
\$4,000,000	General County Bonds	\$4,223,720	\$1,223,720	\$500,000	\$500	\$500	\$500	\$500	\$500	\$0
\$4,000,000	<b>Total</b>	\$4,223,720	\$1,223,720	\$500,000	\$500	\$500	\$500	\$500	\$500	\$0
<b>More (Less) Than Prior Year Program:</b>		\$223,720	(\$276,280)	\$0	\$0	\$0	\$0	\$0	\$500	\$0

H575500 MD 170 Widening

Class: Roads & Bridges

FY2022

County Executive Request

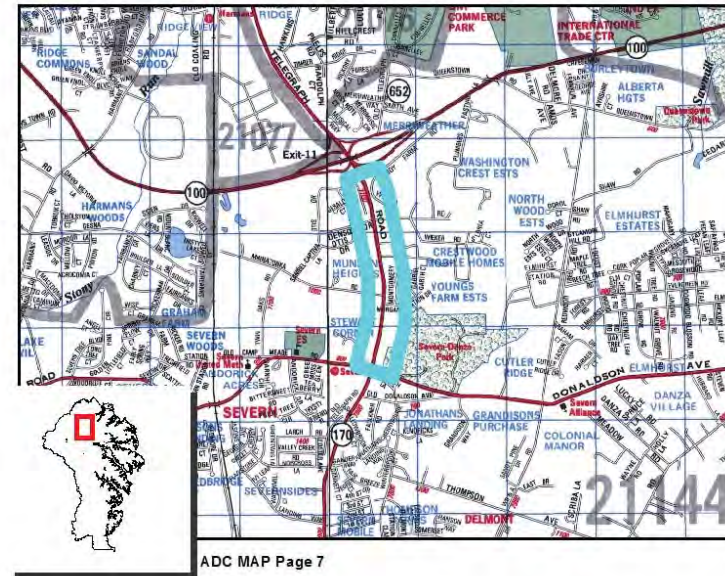
**Description**

This project will contribute funds to a SHA project to add capacity and improve traffic operations along MD 170 between MD 100 and MD 174. Improvements include vehicular travel lanes as well as bicycle lanes and sidewalks.

This project is 100% eligible for use of impact fees in District 1.

**Benefit**

**Amendment History**



Prior Year Project Total	Phase	Project Total	Prior Approval	Budget FY2022	Capital Program (\$000)					Beyond 6 Years
					FY2023	FY2024	FY2025	FY2026	FY2027	
\$5,000,000	Other	\$5,000,000	\$0	\$100,000	\$4,900	\$0	\$0	\$0	\$0	\$0
\$5,000,000	<b>Total</b>	\$5,000,000	\$0	\$100,000	\$4,900	\$0	\$0	\$0	\$0	\$0
<b>More (Less) Than Prior Year Program:</b>		\$0	\$0	(\$4,900,000)	\$4,900	\$0	\$0	\$0	\$0	\$0



H575500 MD 170 Widening

Class: Roads & Bridges

FY2022 County Executive Request

**Project Status**

- 1. Current Status Of This Project: Programmed
- 2. Action Taken In Current Fiscal Year: None
- 3. Action Required To Complete This Project: None

**Change from Prior Year**

- 1. Change in Name or Description: None
- 2. Change in Total Project Cost: None
- 3. Change in Scope: None
- 4. Change in Timing: Deferred contribution to FY23 based on current MDOT SHA schedule.

Estimated Operating Budget Impact: None

**Initial Total Project Cost Estimate**

FY 2019 \$2,000,000

**Financial Activity**

	Expended	Encumbered	Total
April 1, 2020	\$0	\$0	\$0
April 1, 2021	\$0	\$0	\$0

Prior Year Project Total	Funding	Project Total	Prior Approval	Capital Program (\$000)						Beyond 6 Years
				Budget FY2022	FY2023	FY2024	FY2025	FY2026	FY2027	
\$0	General County Bonds	\$0	\$0	\$0	\$0	\$0	\$0	\$0	\$0	\$0
\$5,000,000	Hwy Impact Fees Dist 1	\$4,900,000	\$0	\$0	\$4,900	\$0	\$0	\$0	\$0	\$0
	Developer Contribution	\$100,000	\$0	\$100,000	\$0	\$0	\$0	\$0	\$0	\$0
\$5,000,000	<b>Total</b>	\$5,000,000	\$0	\$100,000	\$4,900	\$0	\$0	\$0	\$0	\$0
<b>More (Less) Than Prior Year Program:</b>		\$0	\$0	(\$4,900,000)	\$4,900	\$0	\$0	\$0	\$0	\$0



H575600 Jumpers Hole Rd Improvements

Class: Roads & Bridges

FY2022

County Executive Request

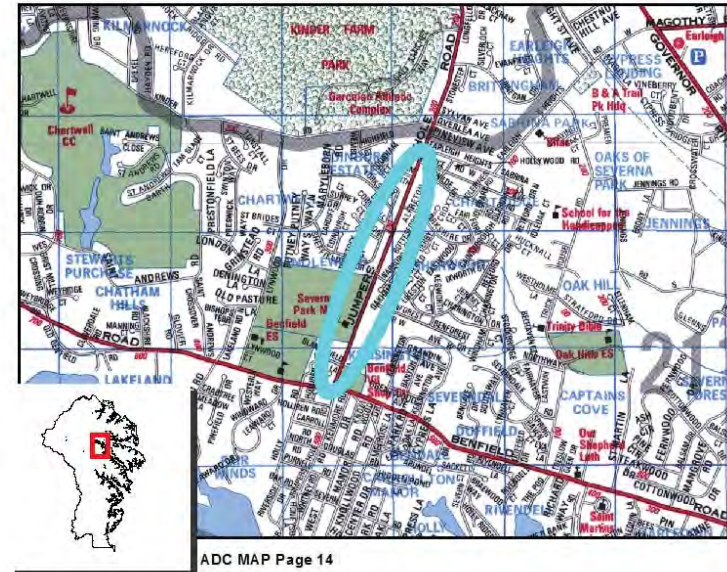
**Description**

This project will design, acquire rights of way, and construct improvements along Jumpers Hole Road from Benfield Boulevard to Earleigh Heights / Kinder Road / Kinder Park. Improvements include a shared use path along the west side, a sidewalk along the east side, and bike lanes along the road.

This project is 100% eligible for use of impact fees in District 3.

**Benefit**

**Amendment History**



Prior Year Project Total	Phase	Project Total	Prior Approval	Budget FY2022	Capital Program (\$000)					Beyond 6 Years
					FY2023	FY2024	FY2025	FY2026	FY2027	
\$924,000	Plans and Engineering	\$924,000	\$0	\$924,000	\$0	\$0	\$0	\$0	\$0	\$0
\$151,000	Land	\$151,000	\$0	\$0	\$0	\$151	\$0	\$0	\$0	\$0
\$10,580,000	Construction	\$10,580,000	\$0	\$0	\$0	\$0	\$10,580	\$0	\$0	\$0
\$466,000	Overhead	\$466,000	\$0	\$37,000	\$0	\$6	\$423	\$0	\$0	\$0
\$12,121,000	<b>Total</b>	\$12,121,000	\$0	\$961,000	\$0	\$157	\$11,003	\$0	\$0	\$0
<b>More (Less) Than Prior Year Program:</b>		\$0	\$0	\$961,000	(\$961)	\$0	\$0	\$0	\$0	\$0

H575600 Jumpers Hole Rd Improvements

Class: Roads & Bridges

FY2022

County Executive Request

**Project Status**

1. Current Status Of This Project: Programmed
2. Action Taken In Current Fiscal Year: None
3. Action Required To Complete This Project: Design, ROW, Construction, Performance

**Change from Prior Year**

1. Change in Name or Description: None
2. Change in Total Project Cost: None
3. Change in Scope: None
4. Change in Timing: Advanced design funding to FY22.

**Estimated Operating Budget Impact:** Less than \$100,000 per year

**Initial Total Project Cost Estimate**

FY 2019            \$1,466,000

**Financial Activity**

	Expended	Encumbered	Total
April 1, 2020	\$0	\$0	\$0
April 1, 2021	\$0	\$0	\$0

Prior Year Project Total	Funding	Project Total	Prior Approval	Budget FY2022	Capital Program (\$000)					Beyond 6 Years
					FY2023	FY2024	FY2025	FY2026	FY2027	
\$12,121,000	General County Bonds	\$8,703,000	\$0	\$0	\$0	\$0	\$9,503	(\$800)	\$0	\$0
	Hwy Impact Fees Dist 3	\$3,418,000	\$0	\$961,000	\$0	\$157	\$1,500	\$800	\$0	\$0
\$12,121,000	<b>Total</b>	\$12,121,000	\$0	\$961,000	\$0	\$157	\$11,003	\$0	\$0	\$0
<b>More (Less) Than Prior Year Program:</b>		\$0	\$0	\$961,000	(\$961)	\$0	\$0	\$0	\$0	\$0

H575700 MD 214 & Loch Haven Road

Class: Roads & Bridges

FY2022

County Executive Request

**Description**

This project will design, acquire rights of way, and construct improvements consisting of an additional westbound travel lane along MD 214 from MD 468 to east of Loch Haven Road, including bicycle compatible shoulders and intersection improvements at Loch Haven Road.

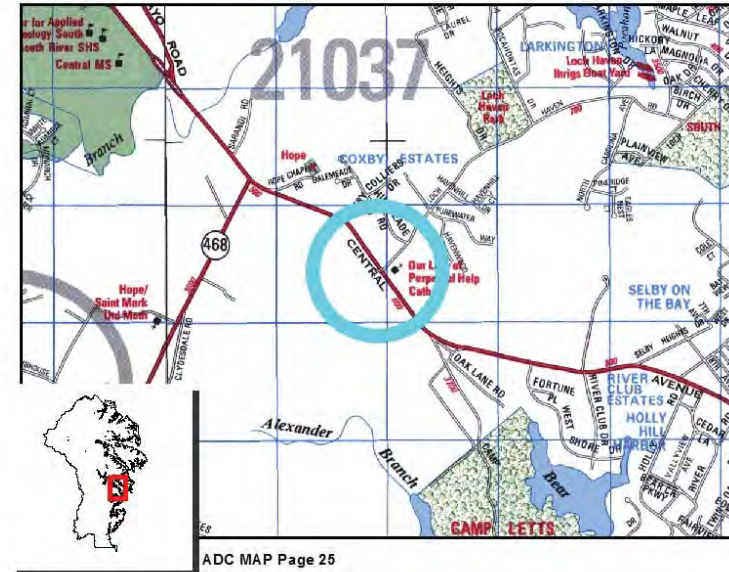
This project is 100% eligible for use of impact fees in District 5.

**Benefit**

To improve traffic level of service along the MD 214 corridor; add shoulders for emergency vehicle and bicycle access.

**Amendment History**

Council switched funding sources via Bill 66-20; removed bonds and replaced it with Impact Fees and PPI Fund bonds.



Prior Year Project Total	Phase	Project Total	Prior Approval	Budget FY2022	Capital Program (\$000)					Beyond 6 Years
					FY2023	FY2024	FY2025	FY2026	FY2027	
\$739,000	Plans and Engineering	\$739,000	\$739,000	\$0	\$0	\$0	\$0	\$0	\$0	\$0
\$4,443,000	Land	\$4,443,000	\$975,000	\$0	\$3,468	\$0	\$0	\$0	\$0	\$0
\$8,851,000	Construction	\$8,851,000	\$0	\$0	\$0	\$8,851	\$0	\$0	\$0	\$0
\$561,000	Overhead	\$561,000	\$81,000	\$0	\$139	\$341	\$0	\$0	\$0	\$0
\$14,594,000	<b>Total</b>	\$14,594,000	\$1,795,000	\$0	\$3,607	\$9,192	\$0	\$0	\$0	\$0
<b>More (Less) Than Prior Year Program:</b>		\$0	\$0	(\$3,607,000)	\$3,607	\$0	\$0	\$0	\$0	\$0

**H575700 MD 214 & Loch Haven Road**

**Class: Roads & Bridges**

**FY2022**

**County Executive Request**

**Project Status**

1. Current Status Of This Project: Active
2. Action Taken In Current Fiscal Year: Planning
3. Action Required To Complete This Project: Design, ROW, Construction, Performance

**Change from Prior Year**

1. Change in Name or Description: None
2. Change in Total Project Cost: None
3. Change in Scope: None
4. Change in Timing: Deferred ROW to FY23

**Estimated Operating Budget Impact: None**

**Initial Total Project Cost Estimate**

FY 2019      \$3,908,000

**Financial Activity**

<b>Expended</b>	<b>Encumbered</b>	<b>Total</b>
<b>April 1, 2020</b>	\$4,149	
<b>April 1, 2021</b>	\$10,228	

Prior Year Project Total	Funding	Project Total	Prior Approval	Financial Activity						Beyond 6 Years
				Budget FY2022	FY2023	Capital Program (\$000)			FY2027	
						FY2024	FY2025	FY2026		
\$13,674,000	General County Bonds	\$8,774,000	\$382,000	\$0	\$0	\$8,592	(\$200)	\$0	\$0	\$0
	PPI Fund Bonds	\$4,300,000	\$893,000	\$0	\$3,407	\$0	\$0	\$0	\$0	\$0
\$920,000	Hwy Impact Fees Dist 5	\$1,520,000	\$520,000	\$0	\$200	\$600	\$200	\$0	\$0	\$0
\$14,594,000	<b>Total</b>	\$14,594,000	\$1,795,000	\$0	\$3,607	\$9,192	\$0	\$0	\$0	\$0
<b>More (Less) Than Prior Year Program:</b>		\$0	\$0	(\$3,607,000)	\$3,607	\$0	\$0	\$0	\$0	\$0

**H578400 Transit Improvements**

**Class: Roads & Bridges**

**FY2022 County Executive Request**

**Description**

This project is for the installation of new transit improvements including concrete pads, shelters, benches, bike racks, bike lockers, bike racks on buses, etc.; as well as the maintenance and repair of existing transit improvements on County or State right-of-way for services operated by or in coordination with the Office of Transportation.

**Location**

**Countywide**

**Benefit**

These improvements will improve conditions for transit riders, expanding potential pool of users and increasing ridership. It will also expand the transit services offered, particularly with bike share or other similar infrastructure installation.

**Amendment History**

Prior Year Project Total	Phase	Project Total	Prior Approval	Budget FY2022	Capital Program (\$000)					Beyond 6 Years
					FY2023	FY2024	FY2025	FY2026	FY2027	
\$112,000	Plans and Engineering	\$128,000	\$32,000	\$16,000	\$16	\$16	\$16	\$16	\$16	\$0
\$7,000	Land	\$8,000	\$2,000	\$1,000	\$1	\$1	\$1	\$1	\$1	\$0
\$216,000	Construction	\$247,000	\$61,000	\$31,000	\$31	\$31	\$31	\$31	\$31	\$0
\$15,000	Overhead	\$17,000	\$5,000	\$2,000	\$2	\$2	\$2	\$2	\$2	\$0
\$350,000	<b>Total</b>	\$400,000	\$100,000	\$50,000	\$50	\$50	\$50	\$50	\$50	\$0
<b>More (Less) Than Prior Year Program:</b>		\$50,000	\$0	\$0	\$0	\$0	\$0	\$0	\$50	\$0

**H578400 Transit Improvements**

**Class: Roads & Bridges**

**FY2022 County Executive Request**

**Project Status**

1. Current Status Of This Project: Active
2. Action Taken In Current Fiscal Year: Multi-Year
3. Action Required To Complete This Project: Multi-Year

**Change from Prior Year**

1. Change in Name or Description: None
2. Change in Total Project Cost: Added FY27 funding.
3. Change in Scope: None
4. Change in Timing: None

**Estimated Operating Budget Impact:** Less than \$100,000 per year

**Initial Total Project Cost Estimate**

FY 0                      \$0

**Financial Activity**

	<b>Expended</b>	<b>Encumbered</b>	<b>Total</b>
<b>April 1, 2020</b>	\$0	\$0	\$0
<b>April 1, 2021</b>	\$0	\$0	\$0

<b>Prior Year Project Total</b>	<b>Funding</b>	<b>Project Total</b>	<b>Prior Approval</b>	<b>Budget FY2022</b>	<b>Capital Program (\$000)</b>					<b>Beyond 6 Years</b>
					<b>FY2023</b>	<b>FY2024</b>	<b>FY2025</b>	<b>FY2026</b>	<b>FY2027</b>	
\$350,000	General County Bonds	\$400,000	\$100,000	\$50,000	\$50	\$50	\$50	\$50	\$50	\$0
\$350,000	<b>Total</b>	\$400,000	\$100,000	\$50,000	\$50	\$50	\$50	\$50	\$50	\$0
<b>More (Less) Than Prior Year Program:</b>		\$50,000	\$0	\$0	\$0	\$0	\$0	\$0	\$50	\$0

**H578500 Transportation Placeholder**

**Class: Roads & Bridges**

**FY2022 County Executive Request**

**Description**

The sole purpose of this project is to serve as a "place holder" in the program years of the capital improvement program (CIP). In this way funding can be allocated in the CIP for the orderly pursuit of a large list of "Unfunded Requests" for road projects with the primary purpose of increasing road capacity and reducing the most congested roadways within the County without requiring the premature identification of the most cost efficient and programmatically effective improvements.

This project will not be the subject of any appropriation and therefore no expenditures will ever accrue against this project.

**Location**

**Countywide**

**Benefit**

Provides for the reservation of funds in the program years of the CIP pending the results of a collaborative review to determine the scope and timing of the most cost efficient and programmatically effective improvements.

**Amendment History**

Prior Year Project Total	Phase	Project Total	Prior Approval	Budget FY2022	Capital Program (\$000)					Beyond 6 Years
					FY2023	FY2024	FY2025	FY2026	FY2027	
\$19,251,000	Other	\$0	\$0	\$0	\$0	\$0	\$0	\$0	\$0	\$0
\$19,251,000	<b>Total</b>	\$0	\$0	\$0	\$0	\$0	\$0	\$0	\$0	\$0
<b>More (Less) Than Prior Year Program:</b>		(\$19,251,000)	\$0	\$0	\$0	(\$19,251)	\$0	\$0	\$0	\$0

H578500 Transportation Placeholder

Class: Roads & Bridges

FY2022 County Executive Request

**Project Status**

1. Current Status Of This Project: Programmed
2. Action Taken In Current Fiscal Year: None
3. Action Required To Complete: None

**Change from Prior Year**

1. Change in Name or Description: None
2. Change in Total Project Cost: Reduced cost based on allocation of funding to projects.
3. Change in Scope: None
4. Change in Timing: None

Estimated Operating Budget Impact: Indeterminate

**Initial Total Project Cost Estimate**

FY 0 \$0

**Financial Activity**

	Expended	Encumbered	Total
April 1, 2020	\$0	\$0	\$0
April 1, 2021	\$0	\$0	\$0

Prior Year Project Total	Funding	Project Total	Prior Approval	Capital Program (\$000)						Beyond 6 Years
				Budget FY2022	FY2023	FY2024	FY2025	FY2026	FY2027	
\$0	General County Bonds	\$0	\$0	\$0	\$0	\$0	\$0	\$0	\$0	\$0
\$19,251,000	PPI Fund Bonds	\$0	\$0	\$0	\$0	\$0	\$0	\$0	\$0	\$0
\$19,251,000	<b>Total</b>	\$0	\$0	\$0	\$0	\$0	\$0	\$0	\$0	\$0
<b>More (Less) Than Prior Year Program:</b>		(\$19,251,000)	\$0	\$0	\$0	(\$19,251)	\$0	\$0	\$0	\$0



H580800 Hanover Road/Deep Run

Class: Roads & Bridges

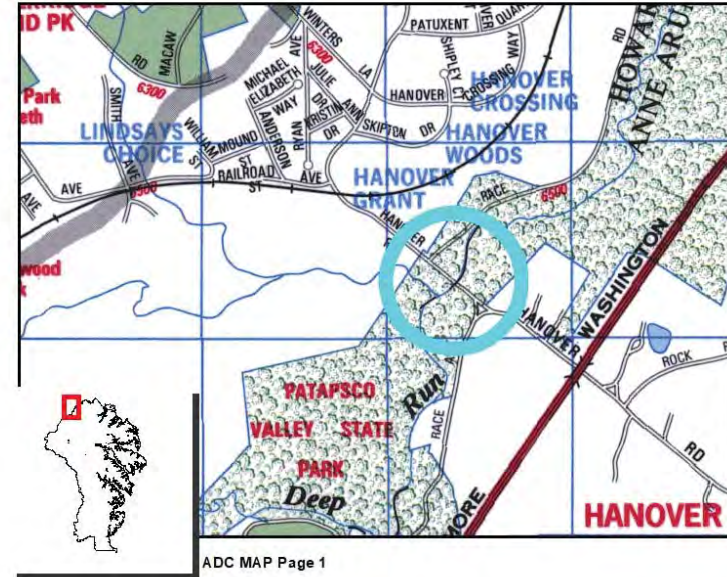
FY2022

County Executive Request

**Description**

This project will replace the existing bridge along Hanover Road over Deep Run due to its deteriorating condition.

The project is eligible for up to 80% construction cost funding through the Federal Highway Bridge Program (HBP).



**Benefit**

Replacement of County infrastructure to extend useful life.

**Amendment History**

Prior Year Project Total	Phase	Project Total	Prior Approval	Budget FY2022	Capital Program (\$000)					Beyond 6 Years
					FY2023	FY2024	FY2025	FY2026	FY2027	
\$143,000	Plans and Engineering	\$143,000	\$143,000	\$0	\$0	\$0	\$0	\$0	\$0	\$0
\$41,000	Land	\$41,000	\$0	\$41,000	\$0	\$0	\$0	\$0	\$0	\$0
\$0	Construction	\$0	\$0	\$0	\$0	\$0	\$0	\$0	\$0	\$0
\$8,000	Other	\$8,000	\$6,000	\$2,000	\$0	\$0	\$0	\$0	\$0	\$0
\$192,000	<b>Total</b>	\$192,000	\$149,000	\$43,000	\$0	\$0	\$0	\$0	\$0	\$0
<b>More (Less) Than Prior Year Program:</b>		\$0	\$0	\$0	\$0	\$0	\$0	\$0	\$0	\$0

H580800 Hanover Road/Deep Run

Class: Roads & Bridges

FY2022 County Executive Request

**Project Status**

1. Current Status Of This Project: Active
2. Action Taken In Current Fiscal Year: Planning, Design
3. Action Required To Complete This Project: Design, ROW, Construction, Performance

**Change from Prior Year**

1. Change in Name or Description: Add "Construction funding will be applied to this project when the Design and ROW phases are complete, from project H581100, Bridge Construction Placeholder."
2. Change in Total Project Cost: None
3. Change in Scope: None
4. Change in Timing: None

**Estimated Operating Budget Impact:**

**Initial Total Project Cost Estimate**

FY 0                      \$0

**Financial Activity**

	Expended	Encumbered	Total
April 1, 2020	\$0	\$0	\$0
April 1, 2021	\$3,988	\$101,000	\$104,988

Prior Year Project Total	Funding	Project Total	Prior Approval	Budget FY2022	Capital Program (\$000)					Beyond 6 Years
					FY2023	FY2024	FY2025	FY2026	FY2027	
\$192,000	General County Bonds	\$192,000	\$149,000	\$43,000	\$0	\$0	\$0	\$0	\$0	\$0
\$0	Fed Bridge Repair Prgm	\$0	\$0	\$0	\$0	\$0	\$0	\$0	\$0	\$0
\$0	Miscellaneous	\$0	\$0	\$0	\$0	\$0	\$0	\$0	\$0	\$0
\$192,000	<b>Total</b>	\$192,000	\$149,000	\$43,000	\$0	\$0	\$0	\$0	\$0	\$0
<b>More (Less) Than Prior Year Program:</b>		\$0	\$0	\$0	\$0	\$0	\$0	\$0	\$0	\$0

H580900 Conway Rd/Little Pax River

Class: Roads & Bridges

FY2022

County Executive Request

**Description**

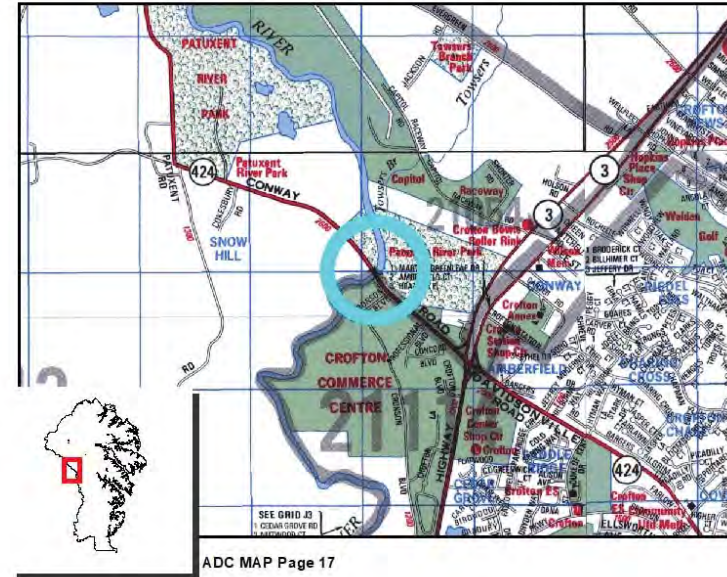
This project will replace the existing bridge along Conway Road over the Little Patuxent River due to its deteriorating condition.

This project is eligible for up to 80% construction cost funding through the Federal Highway Bridge Program (HBP).

**Benefit**

Replacement of County infrastructure to extend useful life.

**Amendment History**



Prior Year Project Total	Phase	Project Total	Prior Approval	Budget FY2022	Capital Program (\$000)					Beyond 6 Years
					FY2023	FY2024	FY2025	FY2026	FY2027	
\$375,000	Plans and Engineering	\$375,000	\$375,000	\$0	\$0	\$0	\$0	\$0	\$0	\$0
\$48,000	Land	\$48,000	\$0	\$48,000	\$0	\$0	\$0	\$0	\$0	\$0
\$0	Construction	\$0	\$0	\$0	\$0	\$0	\$0	\$0	\$0	\$0
\$17,000	Overhead	\$17,000	\$15,000	\$2,000	\$0	\$0	\$0	\$0	\$0	\$0
\$440,000	<b>Total</b>	\$440,000	\$390,000	\$50,000	\$0	\$0	\$0	\$0	\$0	\$0
<b>More (Less) Than Prior Year Program:</b>		\$0	\$0	\$0	\$0	\$0	\$0	\$0	\$0	\$0

**H580900 Conway Rd/Little Pax River**

**Class: Roads & Bridges**

**FY2022 County Executive Request**

**Project Status**

1. Current Status Of This Project: Active
2. Action Taken In Current Fiscal Year: Planning, Design
3. Action Required To Complete This Project: Design, ROW, Construction, Performance

**Change from Prior Year**

1. Change in Name or Description: Add "Construction funding will be applied to this project when the Design and ROW phases are complete, from project H581100, Bridge Construction Placeholder."
2. Change in Total Project Cost: None
3. Change in Scope: None
4. Change in Timing: None

**Estimated Operating Budget Impact:**

**Initial Total Project Cost Estimate**

FY 0                      \$0

**Financial Activity**

	<b>Expended</b>	<b>Encumbered</b>	<b>Total</b>
<b>April 1, 2020</b>	\$0	\$0	\$0
<b>April 1, 2021</b>	\$2,527	\$78,511	\$81,037

Prior Year Project Total	Funding	Project Total	Prior Approval	Budget FY2022	Capital Program (\$000)					Beyond 6 Years
					FY2023	FY2024	FY2025	FY2026	FY2027	
\$440,000	General County Bonds	\$440,000	\$390,000	\$50,000	\$0	\$0	\$0	\$0	\$0	\$0
\$0	Fed Bridge Repair Prgm	\$0	\$0	\$0	\$0	\$0	\$0	\$0	\$0	\$0
\$440,000	<b>Total</b>	\$440,000	\$390,000	\$50,000	\$0	\$0	\$0	\$0	\$0	\$0
<b>More (Less) Than Prior Year Program:</b>		\$0	\$0	\$0	\$0	\$0	\$0	\$0	\$0	\$0

H581000 Jacobs Road/Severn Run

Class: Roads & Bridges

FY2022

County Executive Request

**Description**

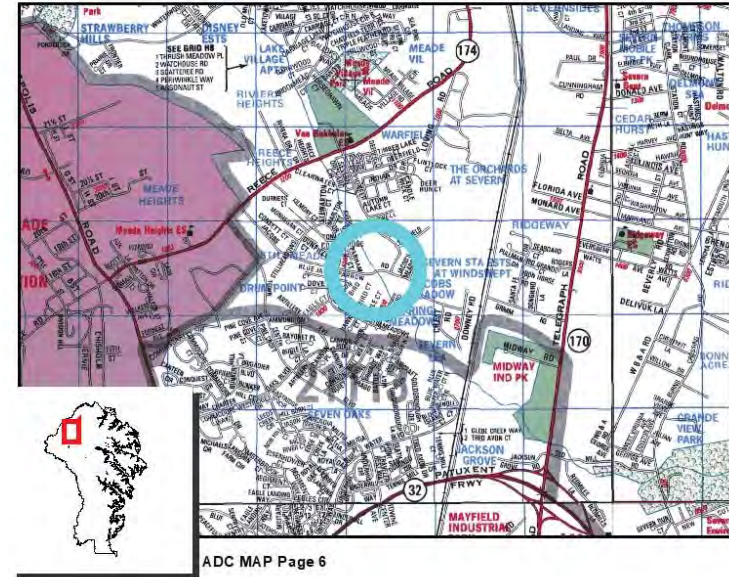
This project will replace the existing bridge along Jacobs Road over Severn Run due to its deteriorating condition.

The project is eligible for up to 80% construction cost funding through the Federal Highway Bridge Program (HBP).

**Benefit**

Replacement of County infrastructure to extend useful life.

**Amendment History**



Prior Year Project Total	Phase	Project Total	Prior Approval	Budget FY2022	Capital Program (\$000)					Beyond 6 Years
					FY2023	FY2024	FY2025	FY2026	FY2027	
\$182,000	Plans and Engineering	\$182,000	\$182,000	\$0	\$0	\$0	\$0	\$0	\$0	\$0
\$41,000	Land	\$41,000	\$0	\$0	\$41	\$0	\$0	\$0	\$0	\$0
\$0	Construction	\$0	\$0	\$0	\$0	\$0	\$0	\$0	\$0	\$0
\$9,000	Overhead	\$9,000	\$7,000	\$0	\$2	\$0	\$0	\$0	\$0	\$0
\$232,000	<b>Total</b>	\$232,000	\$189,000	\$0	\$43	\$0	\$0	\$0	\$0	\$0
<b>More (Less) Than Prior Year Program:</b>		\$0	\$0	(\$43,000)	\$43	\$0	\$0	\$0	\$0	\$0

H581000 Jacobs Road/Severn Run

Class: Roads & Bridges

FY2022 County Executive Request

**Project Status**

1. Current Status Of This Project: Active
2. Action Taken In Current Fiscal Year: Planning, Design
3. Action Required To Complete This Project: Design, ROW, Construction, Performance

**Change from Prior Year**

1. Change in Name or Description: Add "Construction funding will be applied to this project when the Design and ROW phases are complete, from project H581100, Bridge Construction Placeholder."
2. Change in Total Project Cost: None
3. Change in Scope: None
4. Change in Timing: Deferred Right-of-Way funding to FY23 based on current schedule

**Estimated Operating Budget Impact:**

**Initial Total Project Cost Estimate**

FY 0                      \$0

**Financial Activity**

Expended	Encumbered	Total
April 1, 2020	\$0	\$0
April 1, 2021	\$3,742	

Prior Year Project Total	Funding	Project Total	Prior Approval	Budget FY2022	Capital Program (\$000)					Beyond 6 Years
					FY2023	FY2024	FY2025	FY2026	FY2027	
\$232,000	General County Bonds	\$232,000	\$189,000	\$0	\$43	\$0	\$0	\$0	\$0	\$0
\$0	Fed Bridge Repair Prgm	\$0	\$0	\$0	\$0	\$0	\$0	\$0	\$0	\$0
\$232,000	<b>Total</b>	\$232,000	\$189,000	\$0	\$43	\$0	\$0	\$0	\$0	\$0
<b>More (Less) Than Prior Year Program:</b>		\$0	\$0	(\$43,000)	\$43	\$0	\$0	\$0	\$0	\$0

**H581100 Bridge Const. Placeholder**

**Class: Roads & Bridges**

**FY2022**

**County Executive Request**

**Description**

The sole purpose of this project is to serve as a "place holder" in the program years of the capital improvement program (CIP). In this way funding can be allocated in the CIP for the orderly pursuit of a large list of "Unfunded Requests" for the construction portion of bridge replacement or repair, without requiring the premature identification of the most cost efficient and programmatically effective improvements.

This project will not be the subject of any appropriation and therefore no expenditures will ever accrue against this project.

Eligible projects may have up to 80% of the construction cost funded through the Federal Highway Bridge Program (HBP).

Location

**Countywide**

**Benefit**

**Amendment History**

Prior Year Project Total	Phase	Project Total	Prior Approval	Budget FY2022	Capital Program (\$000)					Beyond 6 Years
					FY2023	FY2024	FY2025	FY2026	FY2027	
\$30,000,000	Construction	\$36,060,000	\$0	\$0	\$7,212	\$7,212	\$7,212	\$7,212	\$7,212	\$0
	Overhead	\$1,440,000	\$0	\$0	\$288	\$288	\$288	\$288	\$288	\$0
\$30,000,000	<b>Total</b>	\$37,500,000	\$0	\$0	\$7,500	\$7,500	\$7,500	\$7,500	\$7,500	\$0
<b>More (Less) Than Prior Year Program:</b>		\$7,500,000	\$0	\$0	\$0	\$0	\$0	\$0	\$7,500	\$0



**H581100 Bridge Const. Placeholder**

**Class: Roads & Bridges**

**FY2022 County Executive Request**

**Project Status**

- 1. Current Status Of This Project: Programmed
- 2. Action Taken In Current Fiscal Year: None
- 3. Action Required To Complete This Project: None

**Change from Prior Year**

- 1. Change in Name or Description: None
- 2. Change in Total Project Cost: Added FY27 Funding
- 3. Change in Scope: None
- 4. Change in Timing: None

**Estimated Operating Budget Impact:**

**Initial Total Project Cost Estimate**

FY 0                      \$0

**Financial Activity**

	<b>Expended</b>	<b>Encumbered</b>	<b>Total</b>
<b>April 1, 2020</b>	\$0	\$0	\$0
<b>April 1, 2021</b>	\$0	\$0	\$0

<b>Prior Year Project Total</b>	<b>Funding</b>	<b>Project Total</b>	<b>Prior Approval</b>	<b>Budget FY2022</b>	<b>Capital Program (\$000)</b>					<b>Beyond 6 Years</b>
					<b>FY2023</b>	<b>FY2024</b>	<b>FY2025</b>	<b>FY2026</b>	<b>FY2027</b>	
\$6,000,000	General County Bonds	\$7,500,000	\$0	\$0	\$1,500	\$1,500	\$1,500	\$1,500	\$1,500	\$0
\$24,000,000	Fed Bridge Repair Prgm	\$30,000,000	\$0	\$0	\$6,000	\$6,000	\$6,000	\$6,000	\$6,000	\$0
\$30,000,000	<b>Total</b>	\$37,500,000	\$0	\$0	\$7,500	\$7,500	\$7,500	\$7,500	\$7,500	\$0
<b>More (Less) Than Prior Year Program:</b>		\$7,500,000	\$0	\$0	\$0	\$0	\$0	\$0	\$7,500	\$0



H581200 Parole Transportation Center

Class: Roads & Bridges

FY2022

County Executive Request

**Description**

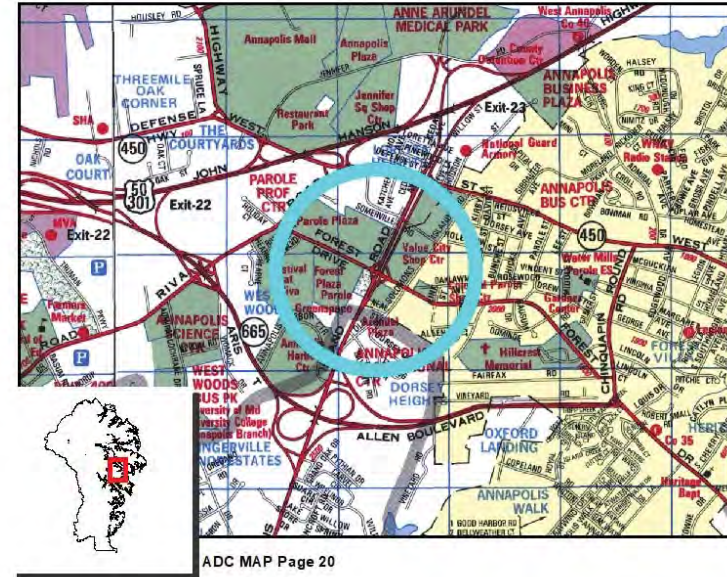
This project will provide a multi-modal transportation center in Parole.

This project is 100% eligible for use of impact fees in District 3.

**Benefit**

Increase the % of commuters using transit.

**Amendment History**



Prior Year Project Total	Phase	Project Total	Prior Approval	Budget FY2022	Capital Program (\$000)					Beyond 6 Years
					FY2023	FY2024	FY2025	FY2026	FY2027	
\$848,000	Plans and Engineering	\$848,000	\$848,000	\$0	\$0	\$0	\$0	\$0	\$0	\$0
\$2,500,000	Land	\$2,500,000	\$0	\$2,500,000	\$0	\$0	\$0	\$0	\$0	\$0
\$10,282,000	Construction	\$10,282,000	\$0	\$0	\$10,282	\$0	\$0	\$0	\$0	\$0
\$545,000	Overhead	\$545,000	\$34,000	\$100,000	\$411	\$0	\$0	\$0	\$0	\$0
\$14,175,000	<b>Total</b>	\$14,175,000	\$882,000	\$2,600,000	\$10,693	\$0	\$0	\$0	\$0	\$0
<b>More (Less) Than Prior Year Program:</b>		\$0	\$0	\$0	\$0	\$0	\$0	\$0	\$0	\$0

**H581200 Parole Transportation Center**

**Class: Roads & Bridges**

**FY2022 County Executive Request**

**Project Status**

1. Current Status Of This Project: Active
2. Action Taken In Current Fiscal Year: Design
3. Action Required To Complete This Project: Design, ROW, Construction, Performance

**Change from Prior Year**

1. Change in Name or Description: None
2. Change in Total Project Cost: None
3. Change in Scope: None
4. Change in Timing: None

**Estimated Operating Budget Impact:** Indeterminate

**Initial Total Project Cost Estimate**

FY 0                      \$0

**Financial Activity**

Expended	Encumbered	Total
April 1, 2020	\$0	\$0
April 1, 2021	\$10,759	

Prior Year Project Total	Funding	Project Total	Prior Approval	Budget FY2022	Capital Program (\$000)					Beyond 6 Years
					FY2023	FY2024	FY2025	FY2026	FY2027	
\$0	General County Bonds	\$0	\$0	\$0	\$0	\$0	\$0	\$0	\$0	\$0
\$12,175,000	PPI Fund Bonds	\$13,440,000	\$882,000	\$2,600,000	\$9,958	\$0	\$0	\$0	\$0	\$0
\$2,000,000	Hwy Impact Fees Dist 3	\$735,000	\$0	\$0	\$735	\$0	\$0	\$0	\$0	\$0
\$14,175,000	<b>Total</b>	\$14,175,000	\$882,000	\$2,600,000	\$10,693	\$0	\$0	\$0	\$0	\$0
<b>More (Less) Than Prior Year Program:</b>		\$0	\$0	\$0	\$0	\$0	\$0	\$0	\$0	\$0

H581300 Waugh Chapel Road Improvements

Class: Roads & Bridges

FY2022

County Executive Request

Description

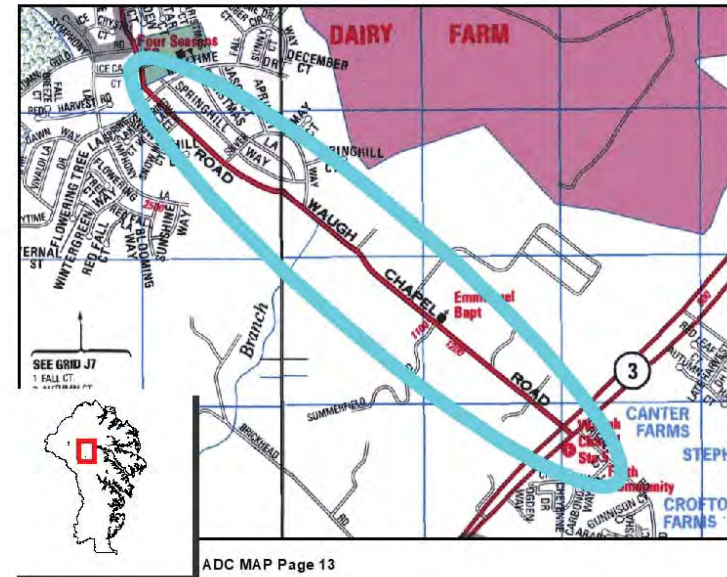
This project will design, acquire rights of way, and construct improvements along Waugh Chapel Road between Maytime Avenue and MD 3, consisting of intersection upgrades, bicycle compatible shoulders, and a shared use path.

This project is 100% eligible for use of impact fees in District 4.

Benefit

The road improvements will improve travel time reliability on secondary roadway corridors and reduce fatalities and injuries for all modes of travel including vehicles, bicycles, and pedestrians.

Amendment History



Prior Year Project Total	Phase	Project Total	Prior Approval	Budget FY2022	Capital Program (\$000)					Beyond 6 Years
					FY2023	FY2024	FY2025	FY2026	FY2027	
\$1,020,000	Plans and Engineering	\$1,020,000	\$1,020,000	\$0	\$0	\$0	\$0	\$0	\$0	\$0
\$580,000	Land	\$580,000	\$0	\$0	\$580	\$0	\$0	\$0	\$0	\$0
\$11,786,000	Construction	\$11,786,000	\$0	\$0	\$0	\$11,786	\$0	\$0	\$0	\$0
\$535,000	Overhead	\$535,000	\$41,000	\$0	\$23	\$471	\$0	\$0	\$0	\$0
\$0	Other	\$0	\$0	\$0	\$0	\$0	\$0	\$0	\$0	\$0
\$13,921,000	<b>Total</b>	\$13,921,000	\$1,061,000	\$0	\$603	\$12,257	\$0	\$0	\$0	\$0
<b>More (Less) Than Prior Year Program:</b>		\$0	\$0	\$0	\$0	\$0	\$0	\$0	\$0	\$0

H581300 Waugh Chapel Road Improvements

Class: Roads & Bridges

FY2022

County Executive Request

**Project Status**

1. Current Status Of This Project: Active
2. Action Taken In Current Fiscal Year: Design
3. Action Required To Complete This Project: Design, ROW, Construction, Performance

**Change from Prior Year**

1. Change in Name or Description: None
2. Change in Total Project Cost: None
3. Change in Scope: None
4. Change in Timing: None

**Estimated Operating Budget Impact:** Less than \$100,000 per year

**Initial Total Project Cost Estimate**

FY 0                      \$0

**Financial Activity**

	Expended	Encumbered	Total
April 1, 2020	\$0	\$0	\$0
April 1, 2021	\$8,372	\$591,861	\$600,233

Prior Year Project Total	Funding	Project Total	Prior Approval	Budget FY2022	Capital Program (\$000)					Beyond 6 Years
					FY2023	FY2024	FY2025	FY2026	FY2027	
\$0	General County Bonds	\$0	\$0	\$0	\$0	\$0	\$0	\$0	\$0	\$0
\$13,921,000	PPI Fund Bonds	\$13,921,000	\$1,061,000	\$0	\$603	\$12,257	\$0	\$0	\$0	\$0
\$13,921,000	<b>Total</b>	\$13,921,000	\$1,061,000	\$0	\$603	\$12,257	\$0	\$0	\$0	\$0
<b>More (Less) Than Prior Year Program:</b>		\$0	\$0	\$0	\$0	\$0	\$0	\$0	\$0	\$0

H581400 Route 2 Improvements

Class: Roads & Bridges

FY2022 County Executive Request

Description

This project will design, acquire rights of way, and construct a 3rd northbound travel lane, shoulder, and sidewalk along MD 2 between US 50 and MD 648 near the Arnold Post Office.

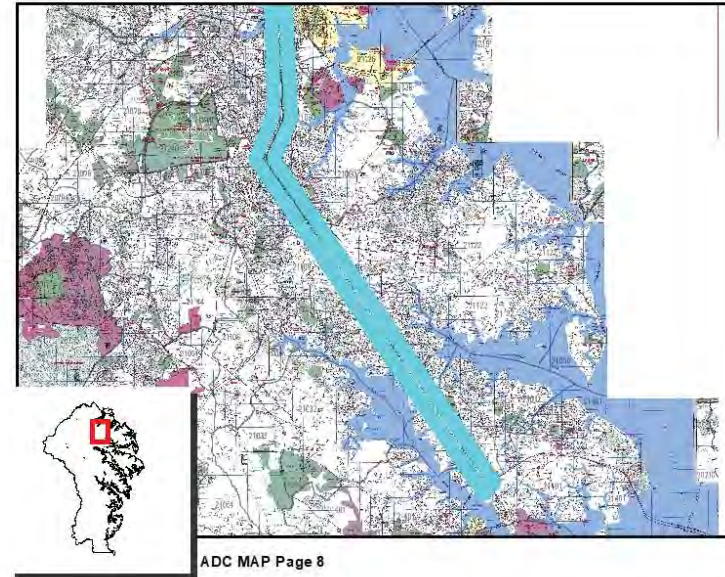
This project is 100% eligible for use of impact fees in District 3.

Benefit

Travel time reliability will be improved.

Amendment History

Council switched funding sources via Bill 66-20; removed PPI Fund bonds and replaced with Impact Fees.



Prior Year Project Total	Phase	Project Total	Prior Approval	Budget FY2022	Capital Program (\$000)					Beyond 6 Years
					FY2023	FY2024	FY2025	FY2026	FY2027	
\$1,256,000	Plans and Engineering	\$1,256,000	\$1,256,000	\$0	\$0	\$0	\$0	\$0	\$0	\$0
\$1,257,000	Land	\$1,257,000	\$0	\$0	\$1,257	\$0	\$0	\$0	\$0	\$0
\$13,355,000	Construction	\$13,355,000	\$0	\$0	\$0	\$13,355	\$0	\$0	\$0	\$0
\$635,000	Overhead	\$635,000	\$50,000	\$0	\$50	\$535	\$0	\$0	\$0	\$0
\$0	Other	\$0	\$0	\$0	\$0	\$0	\$0	\$0	\$0	\$0
\$16,503,000	<b>Total</b>	\$16,503,000	\$1,306,000	\$0	\$1,307	\$13,890	\$0	\$0	\$0	\$0
<b>More (Less) Than Prior Year Program:</b>		\$0	\$0	\$0	\$0	\$0	\$0	\$0	\$0	\$0

**H581400 Route 2 Improvements**

**Class: Roads & Bridges**

**FY2022 County Executive Request**

**Project Status**

1. Current Status Of This Project: Active
2. Action Taken In Current Fiscal Year: Planning, Design
3. Action Required To Complete This Project: Design, ROW, Construction, Performance

**Change from Prior Year**

1. Change in Name or Description: None
2. Change in Total Project Cost: None
3. Change in Scope: None
4. Change in Timing: None

**Estimated Operating Budget Impact:** Over \$3 million per year

**Initial Total Project Cost Estimate**

FY 0                      \$0

**Financial Activity**

Expended	Encumbered	Total
April 1, 2020	\$0	\$0
April 1, 2021	\$304	

Prior Year Project Total	Funding	Project Total	Prior Approval	Budget FY2022	Capital Program (\$000)					Beyond 6 Years	
					FY2023	FY2024	FY2025	FY2026	FY2027		
\$0	General County Bonds	\$0	\$0	\$0	\$0	\$0	\$0	\$0	\$0	\$0	\$0
\$9,818,000	PPI Fund Bonds	\$8,925,000	\$413,000	\$0	\$1,307	\$7,205	\$0	\$0	\$0	\$0	\$0
	Hwy Impact Fees Dist 3	\$893,000	\$893,000	\$0	\$0	\$0	\$0	\$0	\$0	\$0	\$0
\$6,685,000	Other State Grants	\$6,685,000	\$0	\$0	\$0	\$6,685	\$0	\$0	\$0	\$0	\$0
\$16,503,000	<b>Total</b>	\$16,503,000	\$1,306,000	\$0	\$1,307	\$13,890	\$0	\$0	\$0	\$0	\$0
<b>More (Less) Than Prior Year Program:</b>		\$0	\$0	\$0	\$0	\$0	\$0	\$0	\$0	\$0	\$0



H581500 Jennifer Road Shared Use Path

Class: Roads & Bridges

FY2022

County Executive Request

**Description**

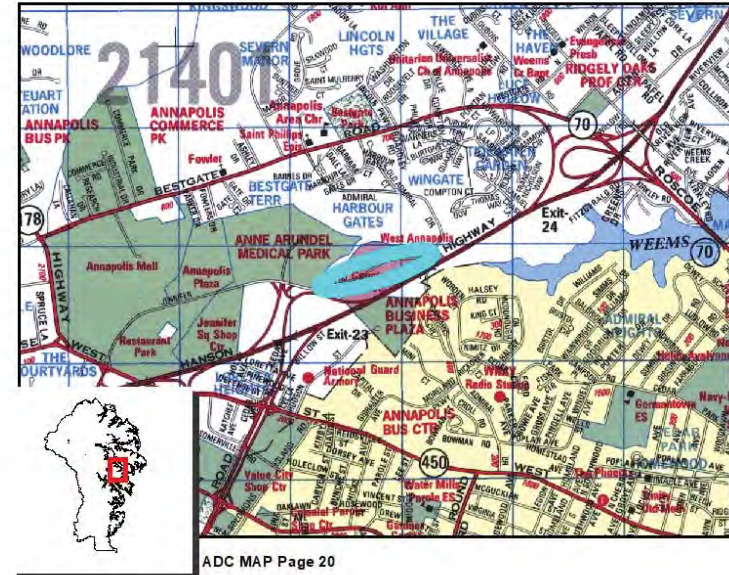
This Project will install a shared use path along the north side of Jennifer Road from Pavilion Parkway to Admiral Drive.

This project is 100% eligible for use of impact fees in District 3.

**Benefit**

Improved access for bicycles and pedestrians.

**Amendment History**



Prior Year Project Total	Phase	Project Total	Prior Approval	Budget FY2022	Capital Program (\$000)					Beyond 6 Years
					FY2023	FY2024	FY2025	FY2026	FY2027	
\$328,000	Plans and Engineering	\$328,000	\$328,000	\$0	\$0	\$0	\$0	\$0	\$0	\$0
\$39,000	Land	\$39,000	\$0	\$39,000	\$0	\$0	\$0	\$0	\$0	\$0
\$1,820,000	Construction	\$1,820,000	\$0	\$0	\$1,820	\$0	\$0	\$0	\$0	\$0
\$88,000	Overhead	\$88,000	\$13,000	\$2,000	\$73	\$0	\$0	\$0	\$0	\$0
\$2,275,000	<b>Total</b>	\$2,275,000	\$341,000	\$41,000	\$1,893	\$0	\$0	\$0	\$0	\$0
<b>More (Less) Than Prior Year Program:</b>		\$0	\$0	\$0	\$0	\$0	\$0	\$0	\$0	\$0

**H581500 Jennifer Road Shared Use Path**

**Class: Roads & Bridges**

**FY2022**

**County Executive Request**

**Project Status**

1. Current Status Of This Project: Active
2. Action Taken In Current Fiscal Year: Planning, Design
3. Action Required To Complete This Project: Design, ROW, Construction, Performance

**Change from Prior Year**

1. Change in Name or Description: None
2. Change in Total Project Cost: None
3. Change in Scope: None
4. Change in Timing: None

**Estimated Operating Budget Impact:**

**Initial Total Project Cost Estimate**

FY 0                      \$0

**Financial Activity**

Expended	Encumbered	Total
April 1, 2020	\$0	\$0
April 1, 2021	\$4,647	

Prior Year Project Total	Funding	Project Total	Prior Approval	Capital Program (\$000)						Beyond 6 Years
				Budget FY2022	FY2023	FY2024	FY2025	FY2026	FY2027	
\$2,275,000	General County Bonds	\$2,275,000	\$341,000	\$41,000	\$1,893	\$0	\$0	\$0	\$0	\$0
\$2,275,000	<b>Total</b>	\$2,275,000	\$341,000	\$41,000	\$1,893	\$0	\$0	\$0	\$0	\$0
<b>More (Less) Than Prior Year Program:</b>		\$0	\$0	\$0	\$0	\$0	\$0	\$0	\$0	\$0



H581600 Route 3 Improvements

Class: Roads & Bridges

FY2022

County Executive Request

Description

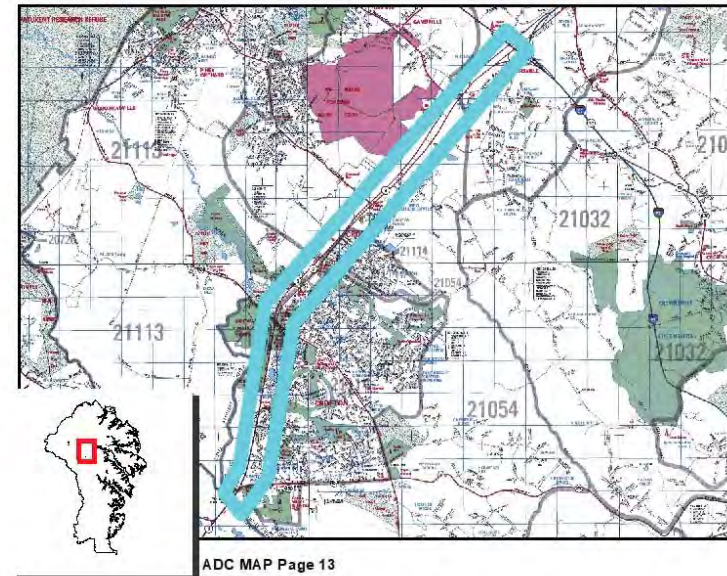
This project will design, acquire rights of way, and construct improvements along MD 3 from Saint Stephens Church Road to MD 175 / Millersville Road by adding a 3rd travel lane in each direction, including shoulders, and related intersection improvements where required.

This project is 100% eligible for use of impact fees in District 4.

Benefit

Travel time reliability will be improved.

Amendment History



Prior Year Project Total	Phase	Project Total	Prior Approval	Budget FY2022	Capital Program (\$000)					Beyond 6 Years
					FY2023	FY2024	FY2025	FY2026	FY2027	
\$1,220,000	Plans and Engineering	\$1,220,000	\$1,220,000	\$0	\$0	\$0	\$0	\$0	\$0	\$0
\$5,985,000	Land	\$5,985,000	\$0	\$0	\$5,985	\$0	\$0	\$0	\$0	\$0
\$13,790,000	Construction	\$13,790,000	\$0	\$0	\$0	\$13,790	\$0	\$0	\$0	\$0
\$840,000	Overhead	\$840,000	\$49,000	\$0	\$239	\$552	\$0	\$0	\$0	\$0
\$21,835,000	<b>Total</b>	\$21,835,000	\$1,269,000	\$0	\$6,224	\$14,342	\$0	\$0	\$0	\$0
<b>More (Less) Than Prior Year Program:</b>		\$0	\$0	\$0	\$0	\$0	\$0	\$0	\$0	\$0

**H581600 Route 3 Improvements**

**Class: Roads & Bridges**

**FY2022 County Executive Request**

**Project Status**

1. Current Status Of This Project: Active
2. Action Taken In Current Fiscal Year: Planning, Design
3. Action Required To Complete This Project: Design, ROW, Construction, Performance

**Change from Prior Year**

1. Change in Name or Description: None
2. Change in Total Project Cost: None
3. Change in Scope: None
4. Change in Timing: None

**Estimated Operating Budget Impact:** Over \$3 million per year

**Initial Total Project Cost Estimate**

FY 0                      \$0

**Financial Activity**

Expended	Encumbered	Total
April 1, 2020	\$0	\$0
April 1, 2021	\$304	

Prior Year Project Total	Funding	Project Total	Prior Approval	Budget FY2022	Capital Program (\$000)					Beyond 6 Years	
					FY2023	FY2024	FY2025	FY2026	FY2027		
\$0	General County Bonds	\$0	\$0	\$0	\$0	\$0	\$0	\$0	\$0	\$0	\$0
\$19,835,000	PPI Fund Bonds	\$19,835,000	\$1,269,000	\$0	\$6,224	\$12,342	\$0	\$0	\$0	\$0	\$0
\$2,000,000	Hwy Impact Fees Dist 4	\$2,000,000	\$0	\$0	\$0	\$2,000	\$0	\$0	\$0	\$0	\$0
\$21,835,000	<b>Total</b>	\$21,835,000	\$1,269,000	\$0	\$6,224	\$14,342	\$0	\$0	\$0	\$0	\$0
<b>More (Less) Than Prior Year Program:</b>		\$0	\$0	\$0	\$0	\$0	\$0	\$0	\$0	\$0	\$0

**H581700 Safety Improv. on SHA Roads**

**Class: Roads & Bridges**

**FY2022 County Executive Request**

**Description**

This project provides for the design, rights of way acquisition, and construction of various highway safety improvements on State Highway Administration maintained roads. The improvements will be selected and prioritized in coordination with SHA district office staff.

**Benefit**

**Amendment History**

Prior Year Project Total	Phase	Project Total	Prior Approval	Budget FY2022	Capital Program (\$000)					Beyond 6 Years
					FY2023	FY2024	FY2025	FY2026	FY2027	
\$192,000	Plans and Engineering	\$224,000	\$32,000	\$32,000	\$32	\$32	\$32	\$32	\$32	
\$6,000	Land	\$7,000	\$1,000	\$1,000	\$1	\$1	\$1	\$1	\$1	
\$1,242,000	Construction	\$1,449,000	\$207,000	\$207,000	\$207	\$207	\$207	\$207	\$207	
\$60,000	Overhead	\$70,000	\$10,000	\$10,000	\$10	\$10	\$10	\$10	\$10	
\$1,500,000	<b>Total</b>	\$1,750,000	\$250,000	\$250,000	\$250	\$250	\$250	\$250	\$250	
<b>More (Less) Than Prior Year Program:</b>		\$250,000	\$0	\$0	\$0	\$0	\$0	\$0	\$250	Multi-Yr

**H581700 Safety Improv. on SHA Roads**

**Class: Roads & Bridges**

**FY2022 County Executive Request**

**Project Status**

1. Current Status Of This Project: Active
2. Action Taken In Current Fiscal Year: Multi-Year
3. Action Required To Complete This Project: Multi-Year

**Change from Prior Year**

1. Change in Name or Description: None
2. Change in Total Project Cost: Added FY27 funding.
3. Change in Scope: None
4. Change in Timing: None

**Estimated Operating Budget Impact: None**

**Initial Total Project Cost Estimate**

FY \$0

**Financial Activity**

	<b>Expended</b>	<b>Encumbered</b>	<b>Total</b>
<b>April 1, 2020</b>	\$0	\$0	\$0
<b>April 1, 2021</b>	\$13,495	\$120,104	\$133,599

<b>Prior Year Project Total</b>	<b>Funding</b>	<b>Project Total</b>	<b>Prior Approval</b>	<b>Budget FY2022</b>	<b>Capital Program (\$000)</b>					<b>Beyond 6 Years</b>
					<b>FY2023</b>	<b>FY2024</b>	<b>FY2025</b>	<b>FY2026</b>	<b>FY2027</b>	
\$1,500,000	General County Bonds	\$1,750,000	\$250,000	\$250,000	\$250	\$250	\$250	\$250	\$250	
\$1,500,000	<b>Total</b>	\$1,750,000	\$250,000	\$250,000	\$250	\$250	\$250	\$250	\$250	
<b>More (Less) Than Prior Year Program:</b>		\$250,000	\$0	\$0	\$0	\$0	\$0	\$0	\$250	Multi-Yr

**H583400 Bridge Program Management**

**Class: Roads & Bridges**

**FY2022**

**County Executive Request**

**Description**

This project will fund an A/E contract to manage the County's bridge inventory.

**Benefit**

Supplement County Staff as required.

**Amendment History**

Prior Year Project Total	Phase	Project Total	Prior Approval	Budget FY2022	Capital Program (\$000)					Beyond 6 Years
					FY2023	FY2024	FY2025	FY2026	FY2027	
	Plans and Engineering	\$576,000	\$0	\$96,000	\$96	\$96	\$96	\$96	\$96	
	Overhead	\$24,000	\$0	\$4,000	\$4	\$4	\$4	\$4	\$4	
\$0	<b>Total</b>	\$600,000	\$0	\$100,000	\$100	\$100	\$100	\$100	\$100	
	<b>More (Less) Than Prior Year Program:</b>	\$600,000	\$0	\$100,000	\$100	\$100	\$100	\$100	\$100	Multi-Yr

**H583400 Bridge Program Management**

**Class: Roads & Bridges**

**FY2022**

**County Executive Request**

**Project Status**

1. Current Status Of This Project: New
2. Action Taken In Current Fiscal Year: New
3. Action Required To Complete This Project: New

**Change from Prior Year**

1. Change in Name or Description: New Project
2. Change in Total Project Cost: New Project
3. Change in Scope: New Project
4. Change in Timing: New Project

**Estimated Operating Budget Impact: None**

**Initial Total Project Cost Estimate**

FY 0                      \$0

**Financial Activity**

	<b>Expended</b>	<b>Encumbered</b>	<b>Total</b>
<b>April 1, 2020</b>	\$0	\$0	\$0
<b>April 1, 2021</b>	\$0	\$0	\$0

Prior Year Project Total	Funding	Project Total	Prior Approval	Budget FY2022	Capital Program (\$000)					Beyond 6 Years
					FY2023	FY2024	FY2025	FY2026	FY2027	
	General County Bonds	\$600,000	\$0	\$100,000	\$100	\$100	\$100	\$100	\$100	
\$0	<b>Total</b>	\$600,000	\$0	\$100,000	\$100	\$100	\$100	\$100	\$100	
<b>More (Less) Than Prior Year Program:</b>		\$600,000	\$0	\$100,000	\$100	\$100	\$100	\$100	\$100	Multi-Yr

H583500 Oakwood/Old Mill Blvd Roundabo

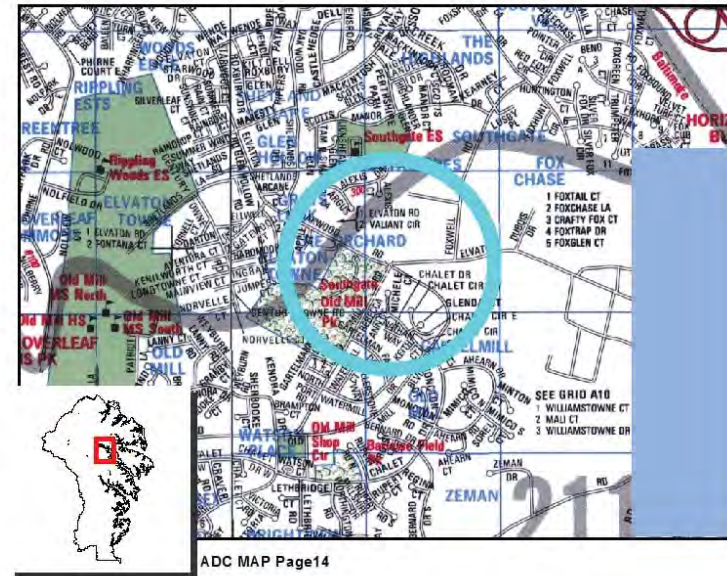
Class: Roads & Bridges

FY2022

County Executive Request

**Description**

This project will design, acquire land, and construct a 1 lane roundabout at the intersection of Oakwood Road and Old Mill Boulevard.



**Benefit**

Increase efficient operation and public safety.

**Amendment History**

Prior Year Project Total	Phase	Project Total	Prior Approval	Budget FY2022	Capital Program (\$000)					Beyond 6 Years
					FY2023	FY2024	FY2025	FY2026	FY2027	
	Plans and Engineering	\$356,000	\$0	\$356,000	\$0	\$0	\$0	\$0	\$0	\$0
	Land	\$12,000	\$0	\$0	\$12	\$0	\$0	\$0	\$0	\$0
	Construction	\$2,618,000	\$0	\$0	\$0	\$2,618	\$0	\$0	\$0	\$0
	Overhead	\$119,000	\$0	\$14,000	\$0	\$105	\$0	\$0	\$0	\$0
\$0	<b>Total</b>	\$3,105,000	\$0	\$370,000	\$12	\$2,723	\$0	\$0	\$0	\$0
	<b>More (Less) Than Prior Year Program:</b>	\$3,105,000	\$0	\$370,000	\$12	\$2,723	\$0	\$0	\$0	\$0

**H583500 Oakwood/Old Mill Blvd Roundabo**

**Class: Roads & Bridges**

**FY2022**

**County Executive Request**

**Project Status**

1. Current Status Of This Project: New
2. Action Taken In Current Fiscal Year: New
3. Action Required To Complete This Project: New

**Change from Prior Year**

1. Change in Name or Description: New Project
2. Change in Total Project Cost: New Project
3. Change in Scope: New Project
4. Change in Timing: New Project

**Estimated Operating Budget Impact:** Less than \$100,000 per year

**Initial Total Project Cost Estimate**

FY 0                      \$0

**Financial Activity**

Expended	Encumbered	Total
April 1, 2020	\$0	\$0
April 1, 2021	\$0	\$0

Prior Year Project Total	Funding	Project Total	Prior Approval	Budget FY2022	Capital Program (\$000)					Beyond 6 Years	
					FY2023	FY2024	FY2025	FY2026	FY2027		
	General County Bonds	\$0	\$0	\$0	\$0	\$0	\$0	\$0	\$0	\$0	\$0
	PPI Fund Bonds	\$3,105,000	\$0	\$370,000	\$12	\$2,723	\$0	\$0	\$0	\$0	\$0
\$0	<b>Total</b>	\$3,105,000	\$0	\$370,000	\$12	\$2,723	\$0	\$0	\$0	\$0	\$0
	<b>More (Less) Than Prior Year Program:</b>	\$3,105,000	\$0	\$370,000	\$12	\$2,723	\$0	\$0	\$0	\$0	\$0



H583600 River Dr Stone Revetment

Class: Roads & Bridges

FY2022

County Executive Request

**Description**

This project will construct approximately 1,000 feet of new stone revetment at two reaches of shoreline along River Drive in the Bay Ridge Community of Annapolis to replace portions of deteriorated seawall beyond end of life. This project will also include storm drain improvements and road reconstruction.

**Benefit**

Extended useful life of roadway infrastructure.

**Amendment History**



Prior Year Project Total	Phase	Project Total	Prior Approval	Budget FY2022	Capital Program (\$000)					Beyond 6 Years
					FY2023	FY2024	FY2025	FY2026	FY2027	
	Plans and Engineering	\$35,000	\$0	\$35,000	\$0	\$0	\$0	\$0	\$0	\$0
	Construction	\$2,262,000	\$0	\$2,262,000	\$0	\$0	\$0	\$0	\$0	\$0
	Overhead	\$93,000	\$0	\$93,000	\$0	\$0	\$0	\$0	\$0	\$0
\$0	<b>Total</b>	\$2,390,000	\$0	\$2,390,000	\$0	\$0	\$0	\$0	\$0	\$0
	<b>More (Less) Than Prior Year Program:</b>	\$2,390,000	\$0	\$2,390,000	\$0	\$0	\$0	\$0	\$0	\$0

**H583600 River Dr Stone Revetment**

**Class: Roads & Bridges**

**FY2022**

**County Executive Request**

**Project Status**

1. Current Status Of This Project: New
2. Action Taken In Current Fiscal Year: New
3. Action Required To Complete This Project: New

**Change from Prior Year**

1. Change in Name or Description: New Project
2. Change in Total Project Cost: New Project
3. Change in Scope: New Project
4. Change in Timing: New Project

**Estimated Operating Budget Impact:** Less than \$100,000 per year

**Initial Total Project Cost Estimate**

FY 0                      \$0

**Financial Activity**

	<b>Expended</b>	<b>Encumbered</b>	<b>Total</b>
<b>April 1, 2020</b>	\$0	\$0	\$0
<b>April 1, 2021</b>	\$0	\$0	\$0

<b>Prior Year Project Total</b>	<b>Funding</b>	<b>Project Total</b>	<b>Prior Approval</b>	<b>Budget FY2022</b>	<b>Capital Program (\$000)</b>					<b>Beyond 6 Years</b>
					<b>FY2023</b>	<b>FY2024</b>	<b>FY2025</b>	<b>FY2026</b>	<b>FY2027</b>	
	General County Bonds	\$2,390,000	\$0	\$2,390,000	\$0	\$0	\$0	\$0	\$0	\$0
\$0	<b>Total</b>	\$2,390,000	\$0	\$2,390,000	\$0	\$0	\$0	\$0	\$0	\$0
<b>More (Less) Than Prior Year Program:</b>		\$2,390,000	\$0	\$2,390,000	\$0	\$0	\$0	\$0	\$0	\$0

H583700 Pleasant Plains Rd Safety Im

Class: Roads & Bridges

FY2022

County Executive Request

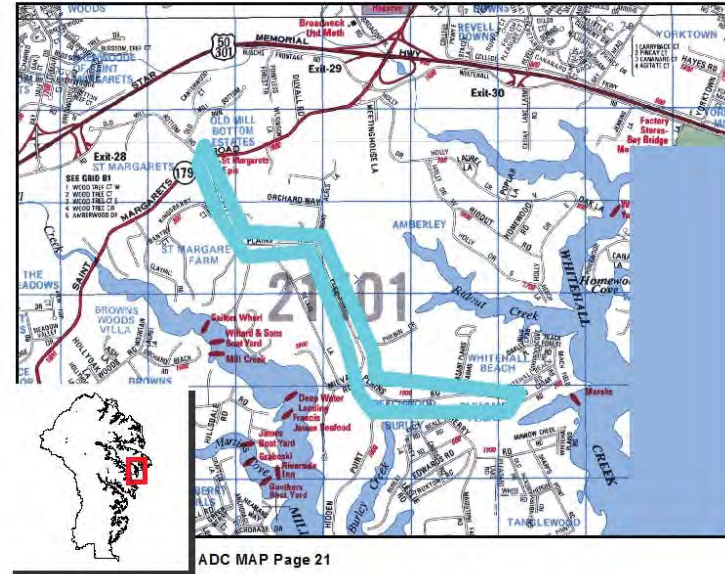
**Description**

This project will address "running off the road" crashes along Pleasant Plains Road.

**Benefit**

Improve public safety.

**Amendment History**



Prior Year Project Total	Phase	Project Total	Prior Approval	Budget FY2022	Capital Program (\$000)					Beyond 6 Years
					FY2023	FY2024	FY2025	FY2026	FY2027	
	Plans and Engineering	\$295,000	\$0	\$295,000	\$0	\$0	\$0	\$0	\$0	\$0
	Land	\$810,000	\$0	\$0	\$810	\$0	\$0	\$0	\$0	\$0
	Construction	\$1,988,000	\$0	\$0	\$0	\$1,988	\$0	\$0	\$0	\$0
	Overhead	\$124,000	\$0	\$12,000	\$32	\$80	\$0	\$0	\$0	\$0
\$0	<b>Total</b>	\$3,217,000	\$0	\$307,000	\$842	\$2,068	\$0	\$0	\$0	\$0
	<b>More (Less) Than Prior Year Program:</b>	\$3,217,000	\$0	\$307,000	\$842	\$2,068	\$0	\$0	\$0	\$0

**H583700 Pleasant Plains Rd Safety Im**

**Class: Roads & Bridges**

**FY2022**

**County Executive Request**

**Project Status**

- 1. Current Status Of This Project: New
- 2. Action Taken In Current Fiscal Year: New
- 3. Action Required To Complete This Project: New

**Change from Prior Year**

- 1. Change in Name or Description: New Project
- 2. Change in Total Project Cost: New Project
- 3. Change in Scope: New Project
- 4. Change in Timing: New Project

**Estimated Operating Budget Impact: None**

**Initial Total Project Cost Estimate**

FY 0                      \$0

**Financial Activity**

	<b>Expended</b>	<b>Encumbered</b>	<b>Total</b>
<b>April 1, 2020</b>	\$0	\$0	\$0
<b>April 1, 2021</b>	\$0	\$0	\$0

<b>Prior Year Project Total</b>	<b>Funding</b>	<b>Project Total</b>	<b>Prior Approval</b>	<b>Financial Activity</b>						<b>Beyond 6 Years</b>
				<b>Budget FY2022</b>	<b>FY2023</b>	<b>Capital Program (\$000)</b>			<b>FY2027</b>	
						<b>FY2024</b>	<b>FY2025</b>	<b>FY2026</b>		
	General County Bonds	\$3,217,000	\$0	\$307,000	\$842	\$2,068	\$0	\$0	\$0	\$0
\$0	<b>Total</b>	\$3,217,000	\$0	\$307,000	\$842	\$2,068	\$0	\$0	\$0	\$0
	<b>More (Less) Than Prior Year Program:</b>	\$3,217,000	\$0	\$307,000	\$842	\$2,068	\$0	\$0	\$0	\$0

H583800 Duvall/Outing Access Improve

Class: Roads & Bridges

FY2022

County Executive Request

**Description**

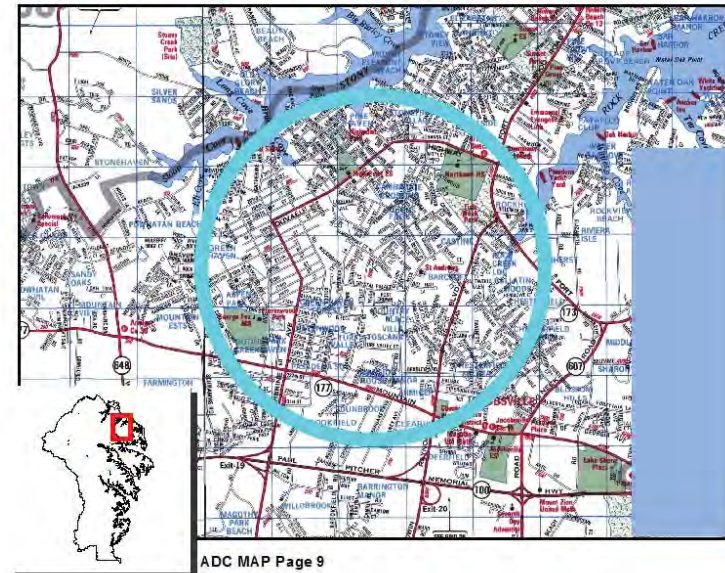
This project provides improved pedestrian accessibility and mobility through pedestrian infrastructure upgrades along Outing Avenue from MD 177 to Duvall Highway and along Duvall Highway from Outing Avenue to MD 173 for better access to High Point Elementary School, George Fox Middle School, and Northeast High School. Improvements include sidewalk installation, ADA upgrades and crosswalk improvements while also addressing bus stop waiting areas, sight distance, storm drainage and traffic calming within areas of the pedestrian improvements.

This project is 100% eligible for use of impact fees in District 2.

**Benefit**

Biped crashes will be reduced, increase in directional miles of striped on-street bicycle lanes, increase in % of County-owned roadway directional miles within urban areas that have ADA compliant sidewalks, a reduction in the countywide non-single occupant vehicle mode share, reduction in VMT and a reduction in the % of unmanaged impervious areas in County owned ROW.

**Amendment History**



Prior Year Project Total	Phase	Project Total	Prior Approval	Budget FY2022	Capital Program (\$000)					Beyond 6 Years
					FY2023	FY2024	FY2025	FY2026	FY2027	
	Plans and Engineering	\$710,000	\$0	\$710,000	\$0	\$0	\$0	\$0	\$0	\$0
	Land	\$355,000	\$0	\$0	\$355	\$0	\$0	\$0	\$0	\$0
	Construction	\$5,567,000	\$0	\$0	\$0	\$820	\$4,747	\$0	\$0	\$0
	Overhead	\$265,000	\$0	\$28,000	\$14	\$33	\$190	\$0	\$0	\$0
\$0	<b>Total</b>	\$6,897,000	\$0	\$738,000	\$369	\$853	\$4,937	\$0	\$0	\$0
	<b>More (Less) Than Prior Year Program:</b>	\$6,897,000	\$0	\$738,000	\$369	\$853	\$4,937	\$0	\$0	\$0

H583800 Duvall/Outing Access Improveme

Class: Roads & Bridges

FY2022

County Executive Request

**Project Status**

1. Current Status Of This Project: New
2. Action Taken In Current Fiscal Year: New
3. Action Required To Complete This Project: New

**Change from Prior Year**

1. Change in Name or Description: New Project
2. Change in Total Project Cost: New Project
3. Change in Scope: New Project
4. Change in Timing: New Project

**Estimated Operating Budget Impact:** Less than \$100,000 per year

**Initial Total Project Cost Estimate**

FY 0                      \$0

**Financial Activity**

	Expended	Encumbered	Total
April 1, 2020	\$0	\$0	\$0
April 1, 2021	\$0	\$0	\$0

Prior Year Project Total	Funding	Project Total	Prior Approval	Budget FY2022	Capital Program (\$000)					Beyond 6 Years
					FY2023	FY2024	FY2025	FY2026	FY2027	
	General County Bonds	\$0	\$0	\$0	\$0	\$0	\$0	\$0	\$0	\$0
	PPI Fund Bonds	\$6,897,000	\$0	\$738,000	\$369	\$853	\$4,937	\$0	\$0	\$0
\$0	<b>Total</b>	\$6,897,000	\$0	\$738,000	\$369	\$853	\$4,937	\$0	\$0	\$0
	<b>More (Less) Than Prior Year Program:</b>	\$6,897,000	\$0	\$738,000	\$369	\$853	\$4,937	\$0	\$0	\$0



H583900 Andover Rd Sight Distance Impr

Class: Roads & Bridges

FY2022

County Executive Request

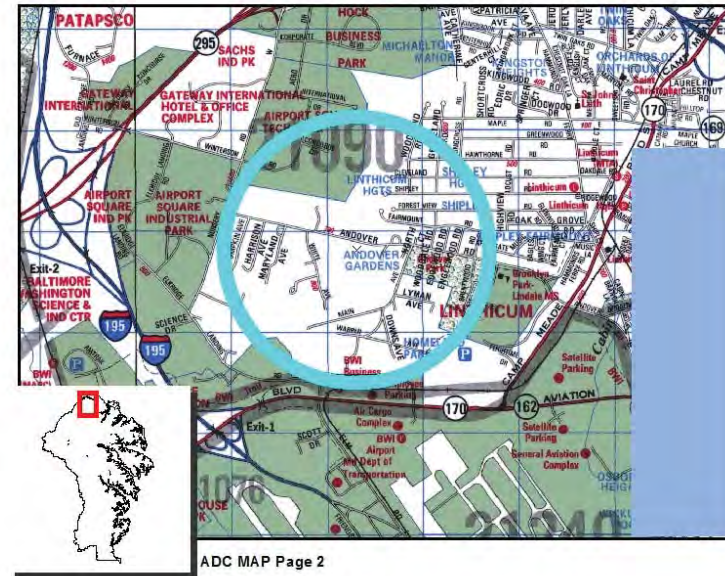
**Description**

This project will improve the sight distances for all residential driveways along Andover Road from White Avenue to Main Avenue.

**Benefit**

Improve public safety and increase efficient operation.

**Amendment History**



Prior Year Project Total	Phase	Project Total	Prior Approval	Budget FY2022	Capital Program (\$000)					Beyond 6 Years
					FY2023	FY2024	FY2025	FY2026	FY2027	
	Construction	\$1,461,000	\$0	\$1,461,000	\$0	\$0	\$0	\$0	\$0	\$0
	Overhead	\$58,000	\$0	\$58,000	\$0	\$0	\$0	\$0	\$0	\$0
\$0	<b>Total</b>	\$1,519,000	\$0	\$1,519,000	\$0	\$0	\$0	\$0	\$0	\$0
	<b>More (Less) Than Prior Year Program:</b>	\$1,519,000	\$0	\$1,519,000	\$0	\$0	\$0	\$0	\$0	\$0

**H583900 Andover Rd Sight Distance Impr**

**Class: Roads & Bridges**

**FY2022**

**County Executive Request**

**Project Status**

1. Current Status Of This Project: New
2. Action Taken In Current Fiscal Year: New
3. Action Required To Complete This Project: New

**Change from Prior Year**

1. Change in Name or Description: New Project
2. Change in Total Project Cost: New Project
3. Change in Scope: New Project
4. Change in Timing: New Project

**Estimated Operating Budget Impact:** Less than \$100,000 per year

**Initial Total Project Cost Estimate**

FY 0                      \$0

**Financial Activity**

	Expended	Encumbered	Total
<b>April 1, 2020</b>	\$0	\$0	\$0
<b>April 1, 2021</b>	\$0	\$0	\$0

Prior Year Project Total	Funding	Project Total	Prior Approval	Budget FY2022	Capital Program (\$000)					Beyond 6 Years
					FY2023	FY2024	FY2025	FY2026	FY2027	
	General County Bonds	\$1,519,000	\$0	\$1,519,000	\$0	\$0	\$0	\$0	\$0	\$0
\$0	<b>Total</b>	\$1,519,000	\$0	\$1,519,000	\$0	\$0	\$0	\$0	\$0	\$0
	<b>More (Less) Than Prior Year Program:</b>	\$1,519,000	\$0	\$1,519,000	\$0	\$0	\$0	\$0	\$0	\$0



H584000 Solley Road Shared Use Path

Class: Roads & Bridges

FY2022

County Executive Request

**Description**

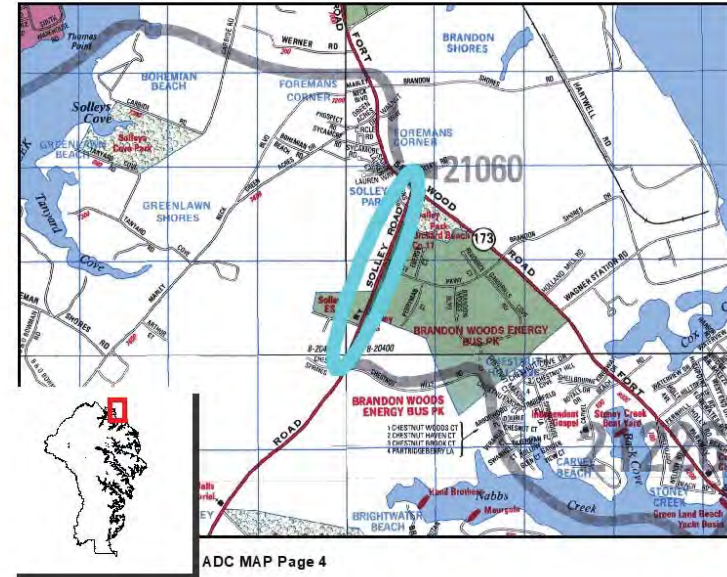
This project is for the addition of bicycle lanes, a shared use path, and sidewalk improvements along Solley Road from 300 feet south of Chestnut Springs Lane to MD 173.

This project is 100% eligible for use of impact fees in District 2.

**Benefit**

Crashes will be reduced, increase in miles of shared-use path and directional miles of striped on-street bicycle lanes, increase in % of County-owned roadway directional miles within urban areas that have ADA compliant sidewalks, a reduction in the countywide non-single occupant vehicle mode share, reduction in VMT and a reduction in the % of unmanaged impervious areas in County owned ROW.

**Amendment History**



Prior Year Project Total	Phase	Project Total	Prior Approval	Budget FY2022	Capital Program (\$000)					Beyond 6 Years
					FY2023	FY2024	FY2025	FY2026	FY2027	
	Plans and Engineering	\$635,000	\$0	\$0	\$0	\$0	\$635	\$0	\$0	\$0
	Land	\$1,860,000	\$0	\$0	\$0	\$0	\$0	\$0	\$1,860	\$0
	Construction	\$6,736,000	\$0	\$0	\$0	\$0	\$0	\$0	\$0	\$6,736
	Overhead	\$368,000	\$0	\$0	\$0	\$0	\$25	\$0	\$74	\$269
\$0	<b>Total</b>	\$9,599,000	\$0	\$0	\$0	\$0	\$660	\$0	\$1,934	\$7,005
	<b>More (Less) Than Prior Year Program:</b>	\$9,599,000	\$0	\$0	\$0	\$0	\$660	\$0	\$1,934	\$7,005

H584000 Solley Road Shared Use Path

Class: Roads & Bridges

FY2022

County Executive Request

**Project Status**

1. Current Status Of This Project: New
2. Action Taken In Current Fiscal Year: New
3. Action Required To Complete This Project: New

**Change from Prior Year**

1. Change in Name or Description: New Project
2. Change in Total Project Cost: New Project
3. Change in Scope: New Project
4. Change in Timing: New Project

**Estimated Operating Budget Impact:** Over \$3 million per year

**Initial Total Project Cost Estimate**

FY 0                      \$0

**Financial Activity**

	Expended	Encumbered	Total
April 1, 2020	\$0	\$0	\$0
April 1, 2021	\$0	\$0	\$0

Prior Year Project Total	Funding	Project Total	Prior Approval	Capital Program (\$000)						Beyond 6 Years
				Budget FY2022	FY2023	FY2024	FY2025	FY2026	FY2027	
	General County Bonds	\$7,005,000	\$0	\$0	\$0	\$0	\$0	\$0	\$0	\$7,005
	Hwy Impact Fees Dist 2	\$2,594,000	\$0	\$0	\$0	\$0	\$660	\$0	\$1,934	\$0
\$0	<b>Total</b>	\$9,599,000	\$0	\$0	\$0	\$0	\$660	\$0	\$1,934	\$7,005
	<b>More (Less) Than Prior Year Program:</b>	\$9,599,000	\$0	\$0	\$0	\$0	\$660	\$0	\$1,934	\$7,005

**H161200 Road Agreement W/T Devlpr**

**Class: Roads & Bridges**

**FY2022**

**County Executive Request**

**Description**

This project will be used for the advanced acquisition of rights-of-way and easements for roadway, water, sewer and storm drains, and to provide contract inspection services for developer projects being built under agreement with the county requiring full time inspection. All costs are reimbursed by the developer.

Location

**Countywide**

**Benefit**

Provide appropriation authority necessary to complete construction of bonded development infrastructure, acquisition of rights of way, and contractual inspection.

**Amendment History**

Prior approval has been adjusted to show the closing of jobs on this project.

Prior Year Project Total	Phase	Project Total	Prior Approval	Budget FY2022	Capital Program (\$000)					Beyond 6 Years
					FY2023	FY2024	FY2025	FY2026	FY2027	
\$170,643	Construction	\$170,643	\$170,643	\$0	\$0	\$0	\$0	\$0	\$0	
\$5,000	Overhead	\$5,000	\$5,000	\$0	\$0	\$0	\$0	\$0	\$0	
\$2,471,562	Other	\$2,471,562	\$2,471,562	\$0	\$0	\$0	\$0	\$0	\$0	
\$2,647,205	<b>Total</b>	\$2,647,205	\$2,647,205	\$0	\$0	\$0	\$0	\$0	\$0	
<b>More (Less) Than Prior Year Program:</b>		\$0	\$0	\$0	\$0	\$0	\$0	\$0	\$0	Multi-Yr

**H161200 Road Agreement W/T Devlpr**

**Class: Roads & Bridges**

**FY2022 County Executive Request**

**Project Status**

- 1. Current Status Of This Project: Active
- 2. Action Taken In Current Fiscal Year: Multi-Year
- 3. Action Required To Complete This Project: Multi-Year

**Change from Prior Year**

- 1. Change in Name or Description: None
- 2. Change in Total Project Cost: None
- 3. Change in Scope: None
- 4. Change in Timing: None

**Estimated Operating Budget Impact: None**

**Initial Total Project Cost Estimate**

FY 1969      \$1,000,000

**Financial Activity**

	Expended	Encumbered	Total
<b>April 1, 2020</b>	\$0	\$0	\$0
<b>April 1, 2021</b>	\$0	\$0	\$0

Prior Year Project Total	Funding	Project Total	Prior Approval	Capital Program (\$000)						Beyond 6 Years
				Budget FY2022	FY2023	FY2024	FY2025	FY2026	FY2027	
\$2,647,205	Developer Contribution	\$2,647,205	\$2,647,205	\$0	\$0	\$0	\$0	\$0	\$0	
\$2,647,205	<b>Total</b>	\$2,647,205	\$2,647,205	\$0	\$0	\$0	\$0	\$0	\$0	
<b>More (Less) Than Prior Year Program:</b>		\$0	\$0	\$0	\$0	\$0	\$0	\$0	\$0	Multi-Yr

**H346600 Chg Agst R & B Clsd Projects**

**Class: Roads & Bridges**

**FY2022**

**County Executive Request**

**Description**

Funds are approved to allow for settlement of claims and items required in project performance phase on roads & bridges capital projects that have been closed out prior to the settlement of the claims.

Available balance from completed projects will be the primary source of funding for this project.

**Location**

**Countywide**

**Benefit**

This fund ensures that claims can be settled in the most expedient manner.

**Amendment History**

County Council removed \$100,000 via amendment #32 to Bill 28-10. Council removed \$35,000 via amendments #23 and #48 to Bill 31-12.

Prior Year Project Total	Phase	Project Total	Prior Approval	Budget FY2022	Capital Program (\$000)					Beyond 6 Years
					FY2023	FY2024	FY2025	FY2026	FY2027	
\$57,541	Other	\$57,541	\$57,541	\$0	\$0	\$0	\$0	\$0	\$0	
\$57,541	<b>Total</b>	\$57,541	\$57,541	\$0	\$0	\$0	\$0	\$0	\$0	
<b>More (Less) Than Prior Year Program:</b>		\$0	\$0	\$0	\$0	\$0	\$0	\$0	\$0	Multi-Yr

**H346600 Chg Agst R & B Clsd Projects**

**Class: Roads & Bridges**

**FY2022**

**County Executive Request**

**Project Status**

1. Current Status Of This Project: Active
2. Action Taken In Current Fiscal Year: Multi-Year
3. Action Required To Complete This Project: Multi-Year

**Change from Prior Year**

1. Change in Name or Description: None
2. Change in Total Project Cost: None
3. Change in Scope: None
4. Change in Timing: None

**Estimated Operating Budget Impact: None**

**Initial Total Project Cost Estimate**

FY 1987                      \$51,000

**Financial Activity**

	<b>Expended</b>	<b>Encumbered</b>	<b>Total</b>
<b>April 1, 2020</b>	\$11,911	\$2,296	\$14,207
<b>April 1, 2021</b>	\$14,207		

Prior Year Project Total	Funding	Project Total	Prior Approval	Budget FY2022	Capital Program (\$000)					Beyond 6 Years
					FY2023	FY2024	FY2025	FY2026	FY2027	
\$57,541	General County Bonds	\$57,541	\$57,541	\$0	\$0	\$0	\$0	\$0	\$0	
\$0	General Fund PayGo	\$0	\$0	\$0	\$0	\$0	\$0	\$0	\$0	
\$57,541	<b>Total</b>	\$57,541	\$57,541	\$0	\$0	\$0	\$0	\$0	\$0	
<b>More (Less) Than Prior Year Program:</b>		\$0	\$0	\$0	\$0	\$0	\$0	\$0	\$0	Multi-Yr

H512800 MD 214 @ MD 468 Impr

Class: Roads & Bridges

FY2022

County Executive Request

**Description**

This project was reintroduced (formally H4754) for the design, right-of-way acquisition and construction at the intersection of MD 214 and MD 468: Construct an additional lane along northbound MD 468 to provide for a double left turning movement with adequate receiving lanes along westbound MD 214. Construct a left turn lane along westbound MD 214 at MD 468.

This project also includes an additional continuous eastbound vehicular lane and east and west bound bicycle lanes along MD 214. This project is 100% eligible for use of impact fees in District 5.

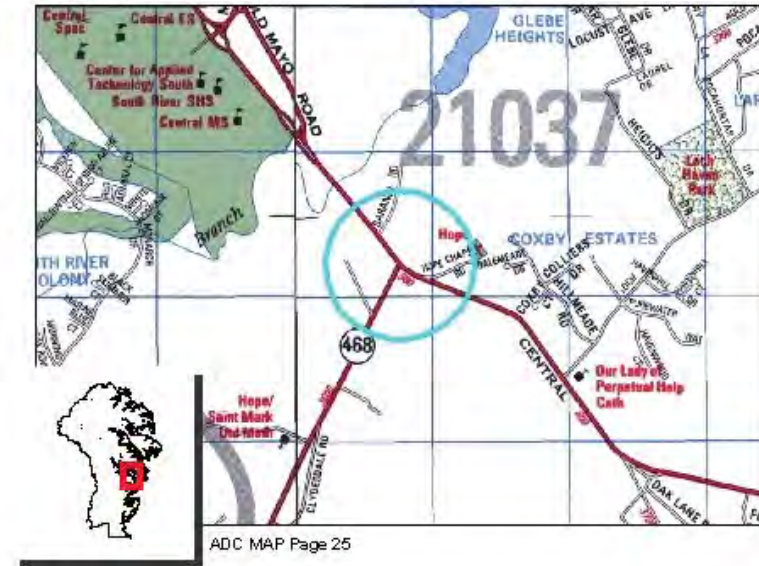
This project is 100% eligible for use of impact fees in District 5.

**Benefit**

Improved capacity and safety.

**Amendment History**

Council switched funding sources via amendment #53 to Bill 31-12. County Council removed \$695k via AMD #172 to Bill 29-15. County Council added \$882k via AMD #187 to Bill 29-15.



Prior Year Project Total	Phase	Project Total	Prior Approval	Budget FY2022	Capital Program (\$000)					Beyond 6 Years
					FY2023	FY2024	FY2025	FY2026	FY2027	
\$858,000	Plans and Engineering	\$858,000	\$858,000	\$0	\$0	\$0	\$0	\$0	\$0	\$0
\$82,000	Land	\$82,000	\$82,000	\$0	\$0	\$0	\$0	\$0	\$0	\$0
\$6,459,000	Construction	\$6,459,000	\$6,459,000	\$0	\$0	\$0	\$0	\$0	\$0	\$0
\$367,000	Overhead	\$367,000	\$367,000	\$0	\$0	\$0	\$0	\$0	\$0	\$0
\$7,766,000	<b>Total</b>	\$7,766,000	\$7,766,000	\$0	\$0	\$0	\$0	\$0	\$0	\$0
<b>More (Less) Than Prior Year Program:</b>		\$0	\$0	\$0	\$0	\$0	\$0	\$0	\$0	\$0

H512800 MD 214 @ MD 468 Impr

Class: Roads & Bridges

FY2022 County Executive Request

**Project Status**

1. Current Status Of This Project: Complete
2. Action Taken In Current Fiscal Year: None
3. Action Required To Complete This Project: None

**Change from Prior Year**

1. Change in Name or Description: None
2. Change in Total Project Cost: None
3. Change in Scope: None
4. Change in Timing: None

Estimated Operating Budget Impact: None

**Initial Total Project Cost Estimate**

FY 2002 \$1,340,000

**Financial Activity**

	Expended	Encumbered	Total
April 1, 2020	\$7,598,355	\$46,751	\$7,645,106
April 1, 2021	\$7,624,799	\$47,455	\$7,672,254

Prior Year Project Total	Funding	Project Total	Prior Approval	Budget FY2022	Capital Program (\$000)					Beyond 6 Years
					FY2023	FY2024	FY2025	FY2026	FY2027	
\$293,000	General County Bonds	\$293,000	\$293,000	\$0	\$0	\$0	\$0	\$0	\$0	\$0
\$206,000	Hwy Impact Fee Bonds Dist 5	\$206,000	\$206,000	\$0	\$0	\$0	\$0	\$0	\$0	\$0
\$289,000	General Fund PayGo	\$289,000	\$289,000	\$0	\$0	\$0	\$0	\$0	\$0	\$0
\$6,721,000	Hwy Impact Fees Dist 5	\$6,721,000	\$6,721,000	\$0	\$0	\$0	\$0	\$0	\$0	\$0
\$257,000	Developer Contribution	\$257,000	\$257,000	\$0	\$0	\$0	\$0	\$0	\$0	\$0
\$7,766,000	<b>Total</b>	\$7,766,000	\$7,766,000	\$0	\$0	\$0	\$0	\$0	\$0	\$0
<b>More (Less) Than Prior Year Program:</b>		\$0	\$0	\$0	\$0	\$0	\$0	\$0	\$0	\$0



H525700 Pasadena Rd Improvements

Class: Roads & Bridges

FY2022

County Executive Request

Description

Based on input from the Citizen's Advisory Committee, funds are requested to address impacts of East-West Boulevard traffic on Pasadena Road. This project will include sidewalks along the south side of the road, two median islands with associated road widening, a raised intersection at Penny Lane, and the relocation of the intersection at Spruce Avenue to improve the sight distance.

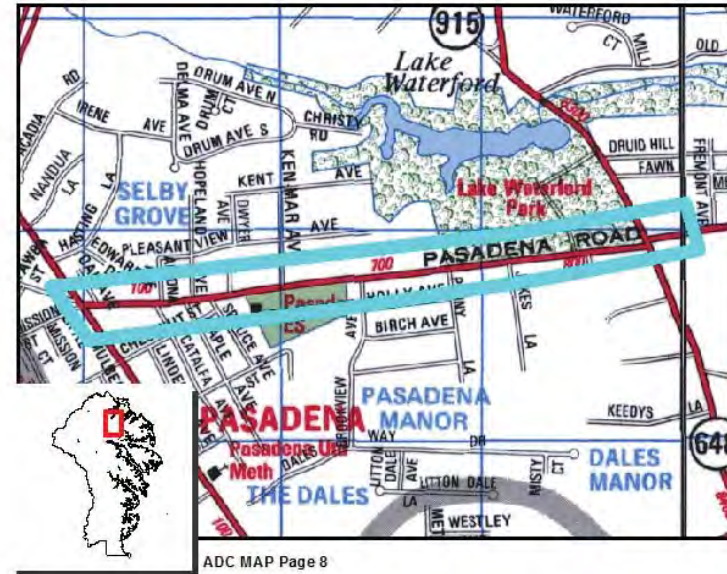
This project is 98% eligible for use of impact fees in District 3.

Benefit

Improve safety and address impacts of East-West Boulevard traffic on Pasadena Road.

Amendment History

Council switched funding sources via Bill 66-20; removed General County bonds and replaced with Impact Fees.



Prior Year Project Total	Phase	Project Total	Prior Approval	Budget FY2022	Capital Program (\$000)					Beyond 6 Years
					FY2023	FY2024	FY2025	FY2026	FY2027	
\$862,081	Plans and Engineering	\$862,081	\$862,081	\$0	\$0	\$0	\$0	\$0	\$0	\$0
\$345,000	Land	\$345,000	\$345,000	\$0	\$0	\$0	\$0	\$0	\$0	\$0
\$2,942,435	Construction	\$2,942,435	\$2,942,435	\$0	\$0	\$0	\$0	\$0	\$0	\$0
\$165,893	Overhead	\$165,893	\$165,893	\$0	\$0	\$0	\$0	\$0	\$0	\$0
\$4,315,408	<b>Total</b>	\$4,315,408	\$4,315,408	\$0	\$0	\$0	\$0	\$0	\$0	\$0
<b>More (Less) Than Prior Year Program:</b>		\$0	\$0	\$0	\$0	\$0	\$0	\$0	\$0	\$0

**H525700 Pasadena Rd Improvements**

**Class: Roads & Bridges**

**FY2022 County Executive Request**

**Project Status**

1. Current Status Of This Project: Active
2. Action Taken In Current Fiscal Year: Performance
3. Action Required To Complete This Project: Performance

**Change from Prior Year**

1. Change in Name or Description: None
2. Change in Total Project Cost: None
3. Change in Scope: None
4. Change in Timing: None

**Estimated Operating Budget Impact:** Less than \$100,000 per year

**Initial Total Project Cost Estimate**

FY 2004          \$2,140,000

**Financial Activity**

	<b>Expended</b>	<b>Encumbered</b>	<b>Total</b>
<b>April 1, 2020</b>	\$4,046,712	\$46,734	\$4,093,446
<b>April 1, 2021</b>	\$4,278,537	\$25,428	\$4,303,965

<b>Prior Year Project Total</b>	<b>Funding</b>	<b>Project Total</b>	<b>Prior Approval</b>	<b>Budget FY2022</b>	<b>Capital Program (\$000)</b>					<b>Beyond 6 Years</b>
					<b>FY2023</b>	<b>FY2024</b>	<b>FY2025</b>	<b>FY2026</b>	<b>FY2027</b>	
\$96,408	General County Bonds	\$989,408	\$989,408	\$0	\$0	\$0	\$0	\$0	\$0	\$0
\$0	Hwy Impact Fees Dist 2	\$0	\$0	\$0	\$0	\$0	\$0	\$0	\$0	\$0
\$4,219,000	Hwy Impact Fees Dist 3	\$3,326,000	\$3,326,000	\$0	\$0	\$0	\$0	\$0	\$0	\$0
\$4,315,408	<b>Total</b>	\$4,315,408	\$4,315,408	\$0	\$0	\$0	\$0	\$0	\$0	\$0
<b>More (Less) Than Prior Year Program:</b>		\$0	\$0	\$0	\$0	\$0	\$0	\$0	\$0	\$0

H529700 Riva Rd at Gov Bridge Rd

Class: Roads & Bridges

FY2022

County Executive Request

**Description**

This project will evaluate the intersection of Riva Rd. at Governor Bridge Rd. including approach geometrics, traffic control devices, driver sight distances and other issues that contribute to the operation of the intersection under current conditions. Alternative operational improvements will be evaluated for forecast travel demand.

This project is 95% eligible for use of impact fees in District 5, and 5% in District 4.

**Benefit**

Sight distance and operational improvements.

**Amendment History**

County Council removed \$75,000 of prior approved PayGo funding and replaced with bond funding via amendment #49 to Bill 28-10.



Prior Year Project Total	Phase	Project Total	Prior Approval	Budget FY2022	Capital Program (\$000)					Beyond 6 Years
					FY2023	FY2024	FY2025	FY2026	FY2027	
\$836,670	Plans and Engineering	\$836,670	\$836,670	\$0	\$0	\$0	\$0	\$0	\$0	\$0
\$53,000	Land	\$53,000	\$53,000	\$0	\$0	\$0	\$0	\$0	\$0	\$0
\$5,240,533	Construction	\$5,240,533	\$5,240,533	\$0	\$0	\$0	\$0	\$0	\$0	\$0
\$249,547	Overhead	\$249,547	\$249,547	\$0	\$0	\$0	\$0	\$0	\$0	\$0
\$6,379,750	<b>Total</b>	\$6,379,750	\$6,379,750	\$0	\$0	\$0	\$0	\$0	\$0	\$0
<b>More (Less) Than Prior Year Program:</b>		\$0	\$0	\$0	\$0	\$0	\$0	\$0	\$0	\$0

H529700 Riva Rd at Gov Bridge Rd

Class: Roads & Bridges

FY2022 County Executive Request

**Project Status**

1. Current Status Of This Project: Active
2. Action Taken In Current Fiscal Year:
3. Action Required To Complete This Project:

**Change from Prior Year**

1. Change in Name or Description: None
2. Change in Total Project Cost: None
3. Change in Scope: None
4. Change in Timing: None

Estimated Operating Budget Impact: Indeterminate

**Initial Total Project Cost Estimate**

FY 2010 \$1,704,000

**Financial Activity**

	Expended	Encumbered	Total
<b>April 1, 2020</b>	\$984,985	\$810,608	\$1,795,593
<b>April 1, 2021</b>	\$1,306,207	\$3,795,617	\$5,101,823

Prior Year Project Total	Funding	Project Total	Prior Approval	Budget FY2022	Capital Program (\$000)					Beyond 6 Years
					FY2023	FY2024	FY2025	FY2026	FY2027	
\$2,185,750	General County Bonds	\$2,185,750	\$2,185,750	\$0	\$0	\$0	\$0	\$0	\$0	\$0
\$4,194,000	Hwy Impact Fees Dist 4	\$4,194,000	\$4,194,000	\$0	\$0	\$0	\$0	\$0	\$0	\$0
\$6,379,750	<b>Total</b>	\$6,379,750	\$6,379,750	\$0	\$0	\$0	\$0	\$0	\$0	\$0
<b>More (Less) Than Prior Year Program:</b>		\$0	\$0	\$0	\$0	\$0	\$0	\$0	\$0	\$0

H535100 Harwood Rd Brdg/Stocketts Run

Class: Roads & Bridges

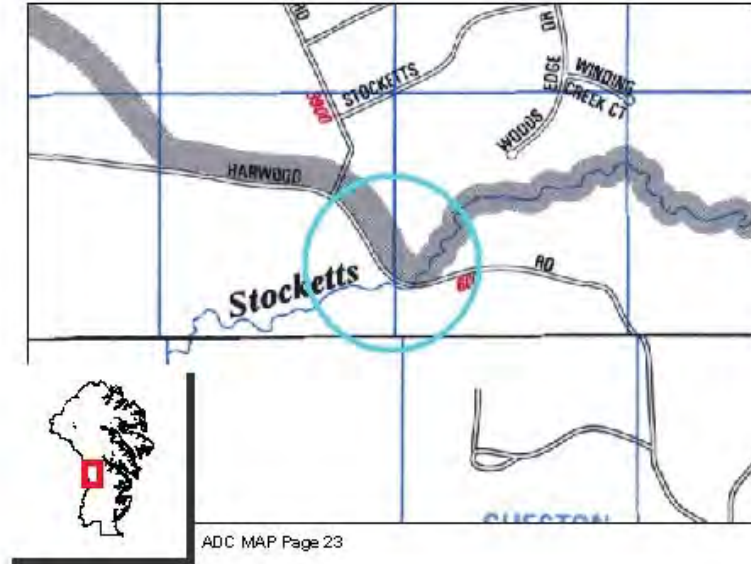
FY2022

County Executive Request

**Description**

This project will reconstruct the existing bridge on Harwood Road over Stocketts Run to correct existing deficiencies, substandard approach road and bridge deck geometry.

The project is eligible for 80% construction cost funding through Federal Highway Bridge Program (HBP).



**Benefit**

Improved roadway safety.

**Amendment History**

County Council removed \$115,000 via amendment #39 to Bill 35-08.

Prior Year Project Total	Phase	Project Total	Prior Approval	Budget FY2022	Capital Program (\$000)					Beyond 6 Years
					FY2023	FY2024	FY2025	FY2026	FY2027	
\$219,000	Plans and Engineering	\$219,000	\$219,000	\$0	\$0	\$0	\$0	\$0	\$0	\$0
\$63,000	Land	\$63,000	\$63,000	\$0	\$0	\$0	\$0	\$0	\$0	\$0
\$2,679,000	Construction	\$2,679,000	\$2,679,000	\$0	\$0	\$0	\$0	\$0	\$0	\$0
\$118,000	Overhead	\$118,000	\$118,000	\$0	\$0	\$0	\$0	\$0	\$0	\$0
\$3,079,000	<b>Total</b>	\$3,079,000	\$3,079,000	\$0	\$0	\$0	\$0	\$0	\$0	\$0
<b>More (Less) Than Prior Year Program:</b>		\$0	\$0	\$0	\$0	\$0	\$0	\$0	\$0	\$0

**H535100 Harwood Rd Brdg/Stocketts Run**

**Class: Roads & Bridges**

**FY2022**

**County Executive Request**

**Project Status**

1. Current Status Of This Project: Active
2. Action Taken In Current Fiscal Year: Design, Right-of-Way
3. Action Required To Complete This Project: Design, Construction, Performance

**Change from Prior Year**

1. Change in Name or Description: None
2. Change in Total Project Cost: None
3. Change in Scope: None
4. Change in Timing: None

**Estimated Operating Budget Impact:** Potential savings/cost avoidance

**Initial Total Project Cost Estimate**

FY 2010            \$1,401,000

**Financial Activity**

<b>Expended</b>	<b>Encumbered</b>	<b>Total</b>
<b>April 1, 2020</b>	\$182,030	\$2,011
<b>April 1, 2021</b>	\$334,262	\$301,502
		\$635,764

<b>Prior Year Project Total</b>	<b>Funding</b>	<b>Project Total</b>	<b>Prior Approval</b>	<b>Budget FY2022</b>	<b>Capital Program (\$000)</b>					<b>Beyond 6 Years</b>
					<b>FY2023</b>	<b>FY2024</b>	<b>FY2025</b>	<b>FY2026</b>	<b>FY2027</b>	
\$1,246,000	General County Bonds	\$1,572,000	\$1,246,000	\$326,000	\$0	\$0	\$0	\$0	\$0	\$0
\$1,833,000	Fed Bridge Repair Prgm	\$1,507,000	\$1,833,000	(\$326,000)	\$0	\$0	\$0	\$0	\$0	\$0
\$3,079,000	<b>Total</b>	<b>\$3,079,000</b>	<b>\$3,079,000</b>	<b>\$0</b>	<b>\$0</b>	<b>\$0</b>	<b>\$0</b>	<b>\$0</b>	<b>\$0</b>	<b>\$0</b>
<b>More (Less) Than Prior Year Program:</b>		<b>\$0</b>	<b>\$0</b>	<b>\$0</b>	<b>\$0</b>	<b>\$0</b>	<b>\$0</b>	<b>\$0</b>	<b>\$0</b>	<b>\$0</b>

**H545900 R & B Project Plan**

**Class: Roads & Bridges**

**FY2022**

**County Executive Request**

**Description**

Funding in this project will be used for preliminary planning and engineering, and cost estimating for proposed future Roads and Bridges capital projects. This is a revolving fund project that will be reimbursed when funds are appropriated for specific capital projects in the future.

**Location**

**Countywide**

**Benefit**

To allow potential projects to be developed at the conceptual design level, impacts identified, cost estimates prepared, and cost/benefit evaluated to determine if the project should proceed.

**Amendment History**

County Council removed \$300,000 via amendment #73 to Bill 24-09. CC removed \$175,000 via amendment #49 to Bill 31-12. County Council approved County Executive's supplemental AMD #85 to Bill 31-16 adding \$100k in FY17.

Prior Year Project Total	Phase	Project Total	Prior Approval	Budget FY2022	Capital Program (\$000)					Beyond 6 Years
					FY2023	FY2024	FY2025	FY2026	FY2027	
\$264,635	Plans and Engineering	\$264,635	\$264,635	\$0	\$0	\$0	\$0	\$0	\$0	
\$28,675	Overhead	\$28,675	\$28,675	\$0	\$0	\$0	\$0	\$0	\$0	
\$293,310	<b>Total</b>	\$293,310	\$293,310	\$0	\$0	\$0	\$0	\$0	\$0	
<b>More (Less) Than Prior Year Program:</b>		\$0	\$0	\$0	\$0	\$0	\$0	\$0	\$0	Multi-Yr

**H545900 R & B Project Plan**

**Class: Roads & Bridges**

**FY2022**

**County Executive Request**

**Project Status**

- 1. Current Status Of This Project: Active
- 2. Action Taken In Current Fiscal Year: Multi-Year
- 3. Action Required To Complete This Project: Multi-Year

**Change from Prior Year**

- 1. Change in Name or Description: None
- 2. Change in Total Project Cost: None
- 3. Change in Scope: None
- 4. Change in Timing: None

**Estimated Operating Budget Impact:** Indeterminate

**Initial Total Project Cost Estimate**

FY 2010            \$300,000

**Financial Activity**

	<b>Expended</b>	<b>Encumbered</b>	<b>Total</b>
<b>April 1, 2020</b>	\$93,148	\$6,696	\$99,844
<b>April 1, 2021</b>	\$93,334		

Prior Year Project Total	Funding	Project Total	Prior Approval	Budget FY2022	Capital Program (\$000)					Beyond 6 Years
					FY2023	FY2024	FY2025	FY2026	FY2027	
\$293,310	General Fund PayGo	\$293,310	\$293,310	\$0	\$0	\$0	\$0	\$0	\$0	
\$293,310	<b>Total</b>	\$293,310	\$293,310	\$0	\$0	\$0	\$0	\$0	\$0	
<b>More (Less) Than Prior Year Program:</b>		\$0	\$0	\$0	\$0	\$0	\$0	\$0	\$0	Multi-Yr



H547800 Brock Bridge/MD 198

Class: Roads & Bridges

FY2022

County Executive Request

**Description**

This project will acquire right-of-way and relocate utilities to reconstruct the existing northbound lane along Brock Bridge Road at MD198 to create separate through lane and right turn lane, modify the signal, and improve drainage at the intersection with MD 198.

This project also includes the construction of an ADA compliant sidewalk extending approx. 500 feet from 241 Brock Bridge Road connecting to the sidewalk being constructed as part of the above intersection improvements.

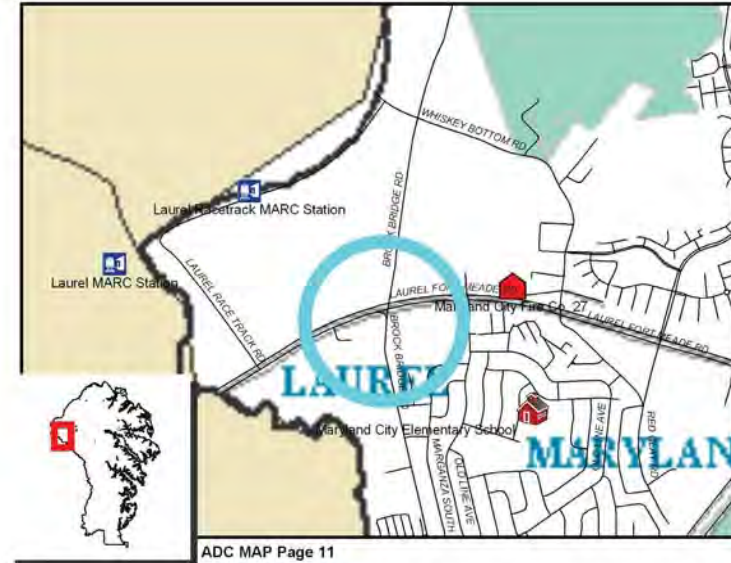
This project is 100% eligible for use of impact fees in District 4.

**Benefit**

To support Jessup-Maryland City Small Area Plan (February 2004) transportation recommendations.

**Amendment History**

County Council removed \$725k of programmed funding via amendment #27 to Bill 46-13, switched funding via AMD #141 to Bill 29-19.



Prior Year Project Total	Phase	Project Total	Prior Approval	Budget FY2022	Capital Program (\$000)					Beyond 6 Years
					FY2023	FY2024	FY2025	FY2026	FY2027	
\$888,000	Plans and Engineering	\$888,000	\$888,000	\$0	\$0	\$0	\$0	\$0	\$0	\$0
\$1,037,000	Land	\$1,037,000	\$1,037,000	\$0	\$0	\$0	\$0	\$0	\$0	\$0
\$2,759,000	Construction	\$2,759,000	\$2,759,000	\$0	\$0	\$0	\$0	\$0	\$0	\$0
\$191,000	Overhead	\$191,000	\$191,000	\$0	\$0	\$0	\$0	\$0	\$0	\$0
\$4,875,000	<b>Total</b>	\$4,875,000	\$4,875,000	\$0	\$0	\$0	\$0	\$0	\$0	\$0
<b>More (Less) Than Prior Year Program:</b>		\$0	\$0	\$0	\$0	\$0	\$0	\$0	\$0	\$0

H547800 Brock Bridge/MD 198

Class: Roads & Bridges

FY2022

County Executive Request

**Project Status**

1. Current Status Of This Project: Active
2. Action Taken In Current Fiscal Year: Design
3. Action Required To Complete This Project: Construction, Performance

**Change from Prior Year**

1. Change in Name or Description: None
2. Change in Total Project Cost: None
3. Change in Scope: None
4. Change in Timing: None

**Estimated Operating Budget Impact:** Less than \$100,000 per year

**Initial Total Project Cost Estimate**

FY 2011            \$2,568,000

**Financial Activity**

	Expended	Encumbered	Total
<b>April 1, 2020</b>	\$1,015,300	\$814,212	\$1,829,512
<b>April 1, 2021</b>	\$1,229,538	\$787,972	\$2,017,510

Prior Year Project Total	Funding	Project Total	Prior Approval	Budget FY2022	Capital Program (\$000)					Beyond 6 Years	
					FY2023	FY2024	FY2025	FY2026	FY2027		
\$0	General County Bonds	\$0	\$0	\$0	\$0	\$0	\$0	\$0	\$0	\$0	\$0
\$4,875,000	Hwy Impact Fees Dist 4	\$4,875,000	\$4,875,000	\$0	\$0	\$0	\$0	\$0	\$0	\$0	\$0
\$4,875,000	<b>Total</b>	\$4,875,000	\$4,875,000	\$0	\$0	\$0	\$0	\$0	\$0	\$0	\$0
<b>More (Less) Than Prior Year Program:</b>		\$0	\$0	\$0	\$0	\$0	\$0	\$0	\$0	\$0	\$0

H563800 Odenton Grid Streets

Class: Roads & Bridges

FY2022

County Executive Request

Description

This project is to design, acquire rights-of-way, and construct storm drain improvements, and to provide required plans for third party construction of road improvements, pedestrian and bicycle facilities, and streetscape improvements to grid streets within the Odenton Town Center area. Improvements are to be in keeping with Transportation Study for the Odenton Town Center Master Plan (June 2010) prepared in support of the Odenton Town Center Master Plan (December 2009).

Roadway improvements to Hale St. between Town Center Blvd. to Baldwin Rd., Nevada Ave. from Berger St. to Duckens St., Duckens St. from Baldwin Rd. to Town Center Blvd., Dare St. from MD175 to Hale St., Baldwin Rd. from Berger St. to Duckens St., and Berger St. from Baldwin Rd. to Nevada Ave. are included.

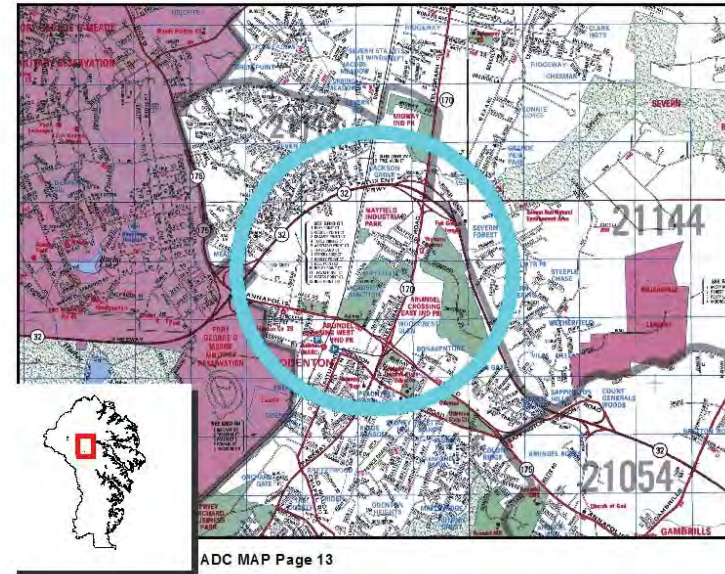
This project is 100% Impact Fee eligible in District 4.

Benefit

Improved Efficiency, Service Expansion and Health/Safety. Construction of the roadway improvements will permit the implementation of Plan recommendations for adjacent land, operation of a one-way grid pattern recommended in the Transportation Study, and create a safe pedestrian environment necessary to support town center development.

Amendment History

Funding switched in FY15 via AMD# 33 to Bill 23-14. Removed funding in FY16, FY17 and FY18 via AMD #43 to Bill 23-14. County Council removed \$915k via AMD #142 to Bill 29-15.



Prior Year Project Total	Phase	Project Total	Prior Approval	Budget FY2022	Capital Program (\$000)					Beyond 6 Years
					FY2023	FY2024	FY2025	FY2026	FY2027	
\$733,000	Plans and Engineering	\$733,000	\$733,000	\$0	\$0	\$0	\$0	\$0	\$0	\$0
\$3,200,000	Land	\$6,414,000	\$3,200,000	\$3,214,000	\$0	\$0	\$0	\$0	\$0	\$0
\$6,900,000	Construction	\$3,686,000	\$6,900,000	(\$3,214,000)	\$0	\$0	\$0	\$0	\$0	\$0
\$551,000	Overhead	\$551,000	\$551,000	\$0	\$0	\$0	\$0	\$0	\$0	\$0
\$11,384,000	<b>Total</b>	\$11,384,000	\$11,384,000	\$0	\$0	\$0	\$0	\$0	\$0	\$0
<b>More (Less) Than Prior Year Program:</b>		\$0	\$0	\$0	\$0	\$0	\$0	\$0	\$0	\$0

H563800 Odenton Grid Streets

Class: Roads & Bridges

FY2022

County Executive Request

**Project Status**

1. Current Status Of This Project: Active
2. Action Taken In Current Fiscal Year: Design
3. Action Required To Complete This Project: Design, Construction, Performance

**Change from Prior Year**

1. Change in Name or Description: None
2. Change in Total Project Cost: None
3. Change in Scope: None
4. Change in Timing: None

Estimated Operating Budget Impact: Indeterminate

**Initial Total Project Cost Estimate**

FY 2015 \$1,378,000

**Financial Activity**

	Expended	Encumbered	Total
April 1, 2020	\$338,909	\$205,730	\$544,639
April 1, 2021	\$351,550	\$199,262	\$550,812

Prior Year Project Total	Funding	Project Total	Prior Approval	Budget FY2022	Capital Program (\$000)					Beyond 6 Years
					FY2023	FY2024	FY2025	FY2026	FY2027	
\$0	General County Bonds	\$0	\$0	\$0	\$0	\$0	\$0	\$0	\$0	\$0
\$0	General Fund PayGo	\$0	\$0	\$0	\$0	\$0	\$0	\$0	\$0	\$0
\$11,384,000	Hwy Impact Fees Dist 4	\$11,384,000	\$11,384,000	\$0	\$0	\$0	\$0	\$0	\$0	\$0
\$0	Other Funding Sources	\$0	\$0	\$0	\$0	\$0	\$0	\$0	\$0	\$0
\$11,384,000	<b>Total</b>	\$11,384,000	\$11,384,000	\$0	\$0	\$0	\$0	\$0	\$0	\$0
<b>More (Less) Than Prior Year Program:</b>		\$0	\$0	\$0	\$0	\$0	\$0	\$0	\$0	\$0

H563900 AACC B&A Connector

Class: Roads & Bridges

FY2022

County Executive Request

**Description**

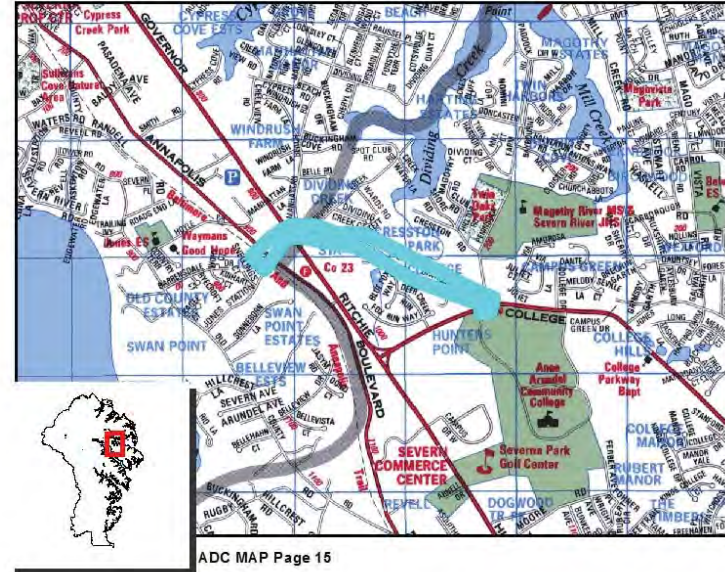
This project includes design, right-of-way acquisition and construction of a hiker / biker trail along Jones Station Road from the Anne Arundel Community College west entrance on College Parkway to the B&A Trail. A location study for a grade separated trail connection between College Parkway across MD 2 (Ritchie Highway) to the B&A Trail will also be performed.

**Benefit**

Improved Efficiency and Service Expansion. To provide safe and efficient trail connection between College Parkway and one of the most important non-vehicular and recreational assets in the County, the B&A Trail.

**Amendment History**

County Council removed \$150k in FY17 and \$2,860,000 in FY18 via AMD #166 to Bill 29-15.



Prior Year Project Total	Phase	Project Total	Prior Approval	Budget FY2022	Capital Program (\$000)					Beyond 6 Years
					FY2023	FY2024	FY2025	FY2026	FY2027	
\$387,922	Plans and Engineering	\$387,922	\$387,922	\$0	\$0	\$0	\$0	\$0	\$0	\$0
\$19,000	Land	\$19,000	\$19,000	\$0	\$0	\$0	\$0	\$0	\$0	\$0
\$683,500	Construction	\$683,500	\$683,500	\$0	\$0	\$0	\$0	\$0	\$0	\$0
\$42,170	Overhead	\$42,170	\$42,170	\$0	\$0	\$0	\$0	\$0	\$0	\$0
\$1,132,592	<b>Total</b>	\$1,132,592	\$1,132,592	\$0	\$0	\$0	\$0	\$0	\$0	\$0
<b>More (Less) Than Prior Year Program:</b>		\$0	\$0	\$0	\$0	\$0	\$0	\$0	\$0	\$0

H563900 AACC B&A Connector

Class: Roads & Bridges

FY2022

County Executive Request

**Project Status**

1. Current Status Of This Project: Active
2. Action Taken In Current Fiscal Year: Construction, Performance
3. Action Required To Complete This Project: Performance

**Change from Prior Year**

1. Change in Name or Description: None
2. Change in Total Project Cost: None
3. Change in Scope: None
4. Change in Timing: None

Estimated Operating Budget Impact: Indeterminate

**Initial Total Project Cost Estimate**

FY 2015 \$526,000

**Financial Activity**

	Expended	Encumbered	Total
April 1, 2020	\$647,905	\$369,574	\$1,017,479
April 1, 2021	\$1,060,210	\$60,351	\$1,120,561

Prior Year Project Total	Funding	Project Total	Prior Approval	Budget FY2022	Capital Program (\$000)					Beyond 6 Years
					FY2023	FY2024	FY2025	FY2026	FY2027	
\$904,592	General County Bonds	\$904,592	\$904,592	\$0	\$0	\$0	\$0	\$0	\$0	\$0
\$228,000	Other State Grants	\$228,000	\$228,000	\$0	\$0	\$0	\$0	\$0	\$0	\$0
\$1,132,592	<b>Total</b>	\$1,132,592	\$1,132,592	\$0	\$0	\$0	\$0	\$0	\$0	\$0
<b>More (Less) Than Prior Year Program:</b>		\$0	\$0	\$0	\$0	\$0	\$0	\$0	\$0	\$0



H566700 Hanover Road Corridor Imprv

Class: Roads & Bridges

FY2022

County Executive Request

**Description**

This project is to provide design and rights of way acquisition of a section of Hanover Road on a new alignment from west of Ridge Road to New Ridge Road in Hanover.

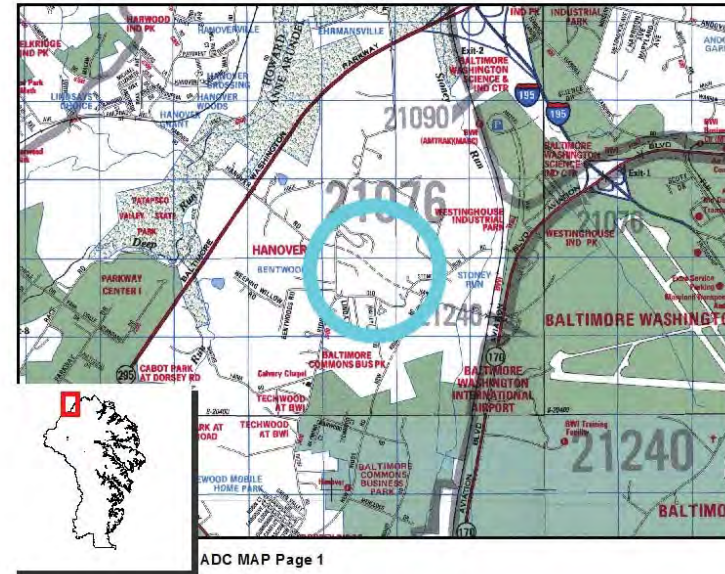
This project is 100% impact fee eligible in District 1.

**Benefit**

Improved efficiency of traffic operations and service expansion to provide added capacity.

**Amendment History**

County Council removed \$30k via AMD #65 to Bill 29-15. County Council removed \$200k in FY18 and \$100k in FY20 via AMD #97 to Bill 29-15.



Prior Year Project Total	Phase	Project Total	Prior Approval	Budget FY2022	Capital Program (\$000)					Beyond 6 Years
					FY2023	FY2024	FY2025	FY2026	FY2027	
\$1,139,000	Plans and Engineering	\$1,139,000	\$1,139,000	\$0	\$0	\$0	\$0	\$0	\$0	\$0
\$10,600,000	Land	\$10,600,000	\$10,600,000	\$0	\$0	\$0	\$0	\$0	\$0	\$0
\$0	Construction	\$0	\$0	\$0	\$0	\$0	\$0	\$0	\$0	\$0
\$469,000	Overhead	\$469,000	\$469,000	\$0	\$0	\$0	\$0	\$0	\$0	\$0
\$12,208,000	<b>Total</b>	\$12,208,000	\$12,208,000	\$0	\$0	\$0	\$0	\$0	\$0	\$0
<b>More (Less) Than Prior Year Program:</b>		\$0	\$0	\$0	\$0	\$0	\$0	\$0	\$0	\$0

H566700 Hanover Road Corridor Imprv

Class: Roads & Bridges

FY2022

County Executive Request

**Project Status**

1. Current Status Of This Project: Active
2. Action Taken In Current Fiscal Year: Design, ROW
3. Action Required To Complete This Project: Design, ROW, Construction, Performance

**Change from Prior Year**

1. Change in Name or Description: None
2. Change in Total Project Cost: None
3. Change in Scope None
4. Change in Timing: None

Estimated Operating Budget Impact: Indeterminate

**Initial Total Project Cost Estimate**

FY 2016 \$14,342,000

**Financial Activity**

	Expended	Encumbered	Total
April 1, 2020	\$1,229,954	\$66,271	\$1,296,226
April 1, 2021	\$1,252,239	\$183,305	\$1,435,545

Prior Year Project Total	Funding	Project Total	Prior Approval	Budget FY2022	Capital Program (\$000)					Beyond 6 Years	
					FY2023	FY2024	FY2025	FY2026	FY2027		
\$0	General County Bonds	\$0	\$0	\$0	\$0	\$0	\$0	\$0	\$0	\$0	\$0
\$12,208,000	Hwy Impact Fees Dist 1	\$12,074,350	\$12,208,000	(\$133,650)	\$0	\$0	\$0	\$0	\$0	\$0	\$0
	Developer Contribution	\$133,650	\$0	\$133,650	\$0	\$0	\$0	\$0	\$0	\$0	\$0
\$12,208,000	<b>Total</b>	\$12,208,000	\$12,208,000	\$0	\$0	\$0	\$0	\$0	\$0	\$0	\$0
<b>More (Less) Than Prior Year Program:</b>		\$0	\$0	\$0	\$0	\$0	\$0	\$0	\$0	\$0	\$0



H566900 Tanyard Springs Ln Ext

Class: Roads & Bridges

FY2022

County Executive Request

**Description**

This project is to add shoulders and sidewalks along approximately 1/4 mile of Tanyard Springs Lane, and improve the intersection at Solley Road.

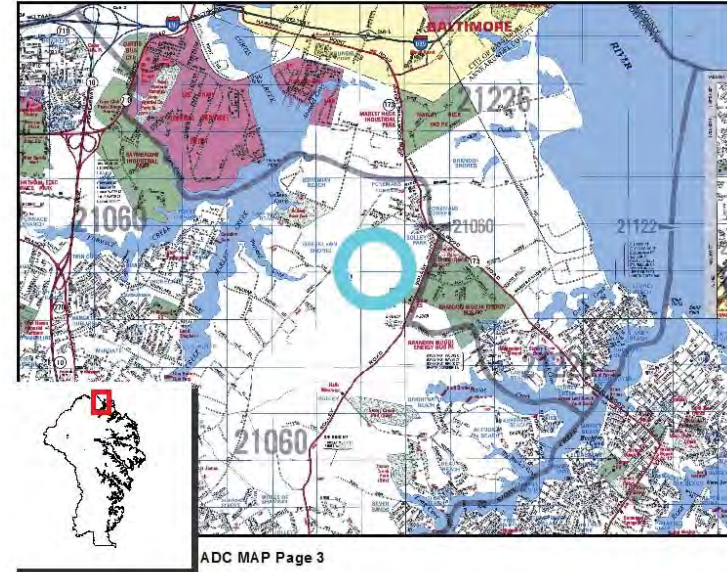
This project is 100% impact fee eligible in District 2.

**Benefit**

Improved efficiency of traffic operations and service expansion to provide added capacity.

**Amendment History**

County Council removed \$90k in FY17 and \$40k in FY18 via AMD #98 to Bill 29-15.



Prior Year Project Total	Phase	Project Total	Prior Approval	Budget FY2022	Capital Program (\$000)					Beyond 6 Years
					FY2023	FY2024	FY2025	FY2026	FY2027	
\$301,000	Plans and Engineering	\$301,000	\$301,000	\$0	\$0	\$0	\$0	\$0	\$0	\$0
\$0	Land	\$0	\$0	\$0	\$0	\$0	\$0	\$0	\$0	\$0
\$1,380,000	Construction	\$1,380,000	\$1,380,000	\$0	\$0	\$0	\$0	\$0	\$0	\$0
\$69,000	Overhead	\$69,000	\$69,000	\$0	\$0	\$0	\$0	\$0	\$0	\$0
\$1,750,000	<b>Total</b>	\$1,750,000	\$1,750,000	\$0	\$0	\$0	\$0	\$0	\$0	\$0
<b>More (Less) Than Prior Year Program:</b>		\$0	\$0	\$0	\$0	\$0	\$0	\$0	\$0	\$0

H566900 Tanyard Springs Ln Ext

Class: Roads & Bridges

FY2022

County Executive Request

**Project Status**

1. Current Status Of This Project: Active
2. Action Taken In Current Fiscal Year: Design, Construction
3. Action Required To Complete This Project: Construction, Performance

**Change from Prior Year**

1. Change in Name or Description: None
2. Change in Total Project Cost: None
3. Change in Scope: None
4. Change in Timing: None

**Estimated Operating Budget Impact:** Less than \$100,000 per year

**Initial Total Project Cost Estimate**

FY 2016          \$5,938,000

**Financial Activity**

	<b>Expended</b>	<b>Encumbered</b>	<b>Total</b>
<b>April 1, 2020</b>	\$190,143	\$286,199	\$476,341
<b>April 1, 2021</b>	\$250,015	\$940,828	\$1,190,843

Prior Year Project Total	Funding	Project Total	Prior Approval	Budget FY2022	Capital Program (\$000)					Beyond 6 Years
					FY2023	FY2024	FY2025	FY2026	FY2027	
\$155,000	General County Bonds	\$155,000	\$155,000	\$0	\$0	\$0	\$0	\$0	\$0	\$0
\$1,595,000	Hwy Impact Fees Dist 2	\$1,595,000	\$1,595,000	\$0	\$0	\$0	\$0	\$0	\$0	\$0
\$1,750,000	<b>Total</b>	\$1,750,000	\$1,750,000	\$0	\$0	\$0	\$0	\$0	\$0	\$0
<b>More (Less) Than Prior Year Program:</b>		\$0	\$0	\$0	\$0	\$0	\$0	\$0	\$0	\$0

H569400 Mt. Rd Corridor Revita. Ph 1

Class: Roads & Bridges

FY2022

County Executive Request

**Description**

This project will provide improved vehicular, bicycle, and pedestrian facilities and enhancements along the MD 177 (Mountain Road) corridor between Solley Road and Edwin Raynor Boulevard.

Funding for Phase 1, Catherine Avenue to Edwin Raynor, is requested at this time.

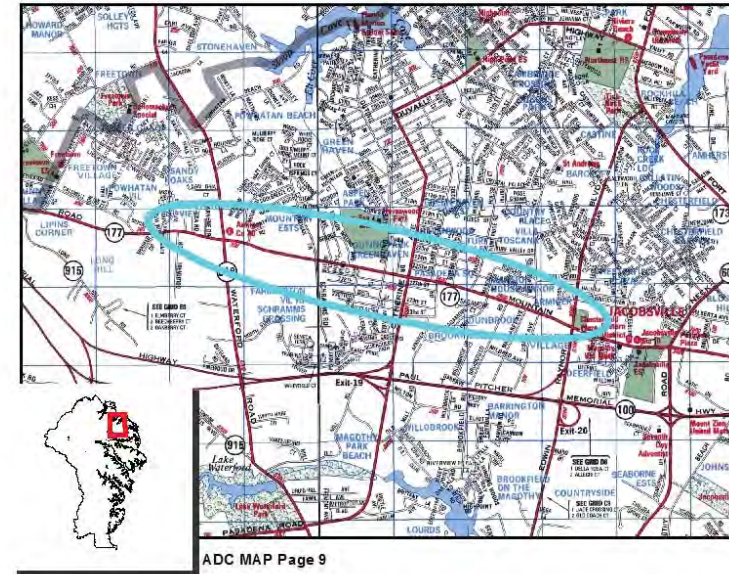
Design, right of way acquisition, and construction for other phases may be funded in a future budget.

**Benefit**

Improve safety for motorists, bicyclists, and pedestrians along the corridor. Improve aesthetics for area revitalization.

**Amendment History**

County Council deferred \$3,702k from FY20 to FY21 via AMD #27 & #28 to Bill 29-19.



Prior Year Project Total	Phase	Project Total	Prior Approval	Budget FY2022	Capital Program (\$000)					Beyond 6 Years
					FY2023	FY2024	FY2025	FY2026	FY2027	
\$0	Plans and Engineering	\$0	\$0	\$0	\$0	\$0	\$0	\$0	\$0	\$0
\$0	Land	\$0	\$0	\$0	\$0	\$0	\$0	\$0	\$0	\$0
\$0	Construction	\$0	\$0	\$0	\$0	\$0	\$0	\$0	\$0	\$0
\$0	Overhead	\$0	\$0	\$0	\$0	\$0	\$0	\$0	\$0	\$0
\$2,560,000	Other	\$2,560,000	\$2,560,000	\$0	\$0	\$0	\$0	\$0	\$0	\$0
\$2,560,000	<b>Total</b>	\$2,560,000	\$2,560,000	\$0	\$0	\$0	\$0	\$0	\$0	\$0
<b>More (Less) Than Prior Year Program:</b>		\$0	\$0	\$0	\$0	\$0	\$0	\$0	\$0	\$0

H569400 Mt. Rd Corridor Revita. Ph 1

Class: Roads & Bridges

FY2022

County Executive Request

**Project Status**

1. Current Status Of This Project: Active
2. Action Taken In Current Fiscal Year: Design
3. Action Required To Complete This Project: Design, ROW, Construction, Performance

**Change from Prior Year**

1. Change in Name or Description: None
2. Change in Total Project Cost: None
3. Change in Scope: None
4. Change in Timing: None

Estimated Operating Budget Impact: None

**Initial Total Project Cost Estimate**

FY 2017 \$22,838,000

**Financial Activity**

	Expended	Encumbered	Total
<b>April 1, 2020</b>	\$329,433	\$987,856	\$1,317,289
<b>April 1, 2021</b>	\$917,998	\$399,290	\$1,317,289

Prior Year Project Total	Funding	Project Total	Prior Approval	Budget FY2022	Capital Program (\$000)					Beyond 6 Years	
					FY2023	FY2024	FY2025	FY2026	FY2027		
\$0	General County Bonds	\$0	\$0	\$0	\$0	\$0	\$0	\$0	\$0	\$0	\$0
\$0	General Fund PayGo	\$0	\$0	\$0	\$0	\$0	\$0	\$0	\$0	\$0	\$0
\$2,560,000	Hwy Impact Fees Dist 2	\$2,560,000	\$2,560,000	\$0	\$0	\$0	\$0	\$0	\$0	\$0	\$0
\$0	Other State Grants	\$0	\$0	\$0	\$0	\$0	\$0	\$0	\$0	\$0	\$0
\$2,560,000	<b>Total</b>	\$2,560,000	\$2,560,000	\$0	\$0	\$0	\$0	\$0	\$0	\$0	\$0
<b>More (Less) Than Prior Year Program:</b>		\$0	\$0	\$0	\$0	\$0	\$0	\$0	\$0	\$0	\$0

H575300 Brock Brdg/Ltl Patuxent Bank

Class: Roads & Bridges

FY2022

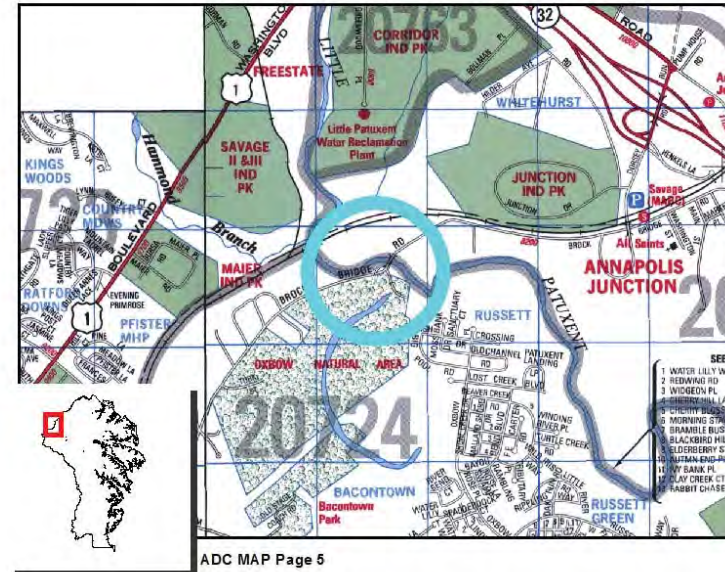
County Executive Request

**Description**

This project involves the design and rehabilitation of the Brock Bridge Road embankment at the Little Patuxent River. Flooding, scour, debris transport and repeated roadway overtopping following large storm events has stripped away soil and degraded existing natural manmade embankment protection.

**Benefit**

**Amendment History**



Prior Year Project Total	Phase	Project Total	Prior Approval	Budget FY2022	Capital Program (\$000)					Beyond 6 Years
					FY2023	FY2024	FY2025	FY2026	FY2027	
\$289,000	Plans and Engineering	\$289,000	\$289,000	\$0	\$0	\$0	\$0	\$0	\$0	\$0
\$210,000	Land	\$210,000	\$210,000	\$0	\$0	\$0	\$0	\$0	\$0	\$0
\$1,688,000	Construction	\$1,688,000	\$1,688,000	\$0	\$0	\$0	\$0	\$0	\$0	\$0
\$87,000	Overhead	\$87,000	\$87,000	\$0	\$0	\$0	\$0	\$0	\$0	\$0
\$2,274,000	<b>Total</b>	\$2,274,000	\$2,274,000	\$0	\$0	\$0	\$0	\$0	\$0	\$0
<b>More (Less) Than Prior Year Program:</b>		\$0	\$0	\$0	\$0	\$0	\$0	\$0	\$0	\$0

**H575300 Brock Brdg/Ltl Patuxent Bank**

**Class: Roads & Bridges**

**FY2022**

**County Executive Request**

**Project Status**

1. Current Status Of This Project: Active
2. Action Taken In Current Fiscal Year: Design, ROW
3. Action Required To Complete This Project: ROW, Construction, Performance

**Change from Prior Year**

1. Change in Name or Description: None
2. Change in Total Project Cost: None
3. Change in Scope: None
4. Change in Timing: None

**Estimated Operating Budget Impact:** Potential savings/cost avoidance

**Initial Total Project Cost Estimate**

FY 2019      \$2,023,000

**Financial Activity**

	<b>Expended</b>	<b>Encumbered</b>	<b>Total</b>
<b>April 1, 2020</b>	\$146,907	\$26,983	\$173,889
<b>April 1, 2021</b>	\$223,977	\$126,149	\$350,126

Prior Year Project Total	Funding	Project Total	Prior Approval	Budget FY2022	Capital Program (\$000)					Beyond 6 Years
					FY2023	FY2024	FY2025	FY2026	FY2027	
\$2,274,000	General County Bonds	\$2,274,000	\$2,274,000	\$0	\$0	\$0	\$0	\$0	\$0	\$0
\$2,274,000	<b>Total</b>	\$2,274,000	\$2,274,000	\$0	\$0	\$0	\$0	\$0	\$0	\$0
<b>More (Less) Than Prior Year Program:</b>		\$0	\$0	\$0	\$0	\$0	\$0	\$0	\$0	\$0



H579700 Odenton Area Sidewalks

Class: Roads & Bridges

FY2022

County Executive Request

Description

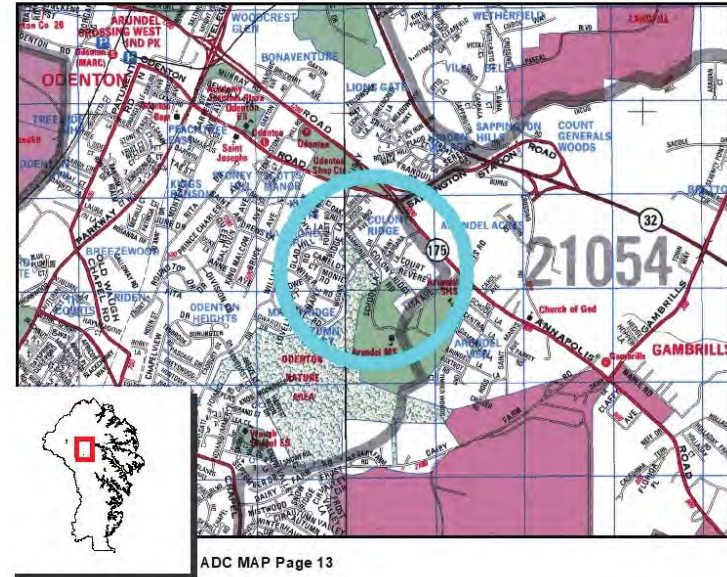
This project will design, acquire rights of way, and construct sidewalks on one side of Hammond Lane, Monie Road and Higgins Drive to provide a safe way for students from the community to get to Arundel Middle School.

Benefit

Improved pedestrian safety.

Amendment History

County Council created project and added \$1,873k via AMD #145 & #146 to Bill 29-19.



Prior Year Project Total	Phase	Project Total	Prior Approval	Budget FY2022	Capital Program (\$000)					Beyond 6 Years
					FY2023	FY2024	FY2025	FY2026	FY2027	
\$322,000	Plans and Engineering	\$322,000	\$322,000	\$0	\$0	\$0	\$0	\$0	\$0	\$0
\$170,000	Land	\$170,000	\$170,000	\$0	\$0	\$0	\$0	\$0	\$0	\$0
\$1,986,000	Construction	\$1,986,000	\$1,986,000	\$0	\$0	\$0	\$0	\$0	\$0	\$0
\$99,000	Overhead	\$99,000	\$99,000	\$0	\$0	\$0	\$0	\$0	\$0	\$0
\$2,577,000	<b>Total</b>	\$2,577,000	\$2,577,000	\$0	\$0	\$0	\$0	\$0	\$0	\$0
<b>More (Less) Than Prior Year Program:</b>		\$0	\$0	\$0	\$0	\$0	\$0	\$0	\$0	\$0

**H579700 Odenton Area Sidewalks**

**Class: Roads & Bridges**

**FY2022**

**County Executive Request**

**Project Status**

1. Current Status Of This Project: Active
2. Action Taken In Current Fiscal Year: Design
3. Action Required To Complete This Project: Design, ROW, Construction, Performance

**Change from Prior Year**

1. Change in Name or Description: None
2. Change in Total Project Cost: None
3. Change in Scope: None
4. Change in Timing: None

**Estimated Operating Budget Impact:** Less than \$100,000 per year

**Initial Total Project Cost Estimate**

FY 0                      \$0

**Financial Activity**

	<b>Expended</b>	<b>Encumbered</b>	<b>Total</b>
<b>April 1, 2020</b>	\$0	\$0	\$0
<b>April 1, 2021</b>	\$48,767	\$183,747	\$232,514

Prior Year Project Total	Funding	Project Total	Prior Approval	Capital Program (\$000)						Beyond 6 Years
				Budget FY2022	FY2023	FY2024	FY2025	FY2026	FY2027	
\$2,577,000	General County Bonds	\$2,577,000	\$2,577,000	\$0	\$0	\$0	\$0	\$0	\$0	\$0
\$2,577,000	<b>Total</b>	\$2,577,000	\$2,577,000	\$0	\$0	\$0	\$0	\$0	\$0	\$0
<b>More (Less) Than Prior Year Program:</b>		\$0	\$0	\$0	\$0	\$0	\$0	\$0	\$0	\$0



H580000 MD Rte 175 Sidewalks

Class: Roads & Bridges

FY2022

County Executive Request

**Description**

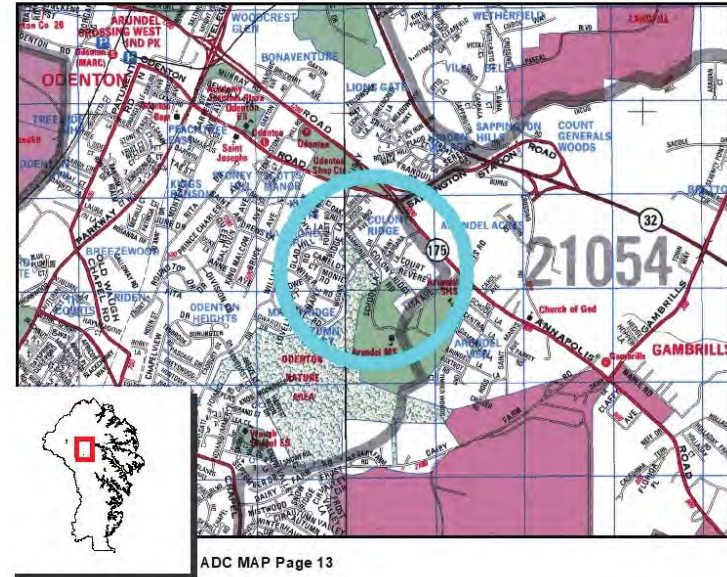
This project funds a County contribution to the State project to design, acquire rights of way, and construct a sidewalk along the south side of MD Rte 175 from the Sappington Station Roundabout to MD Rte 170.

Given the location and nature of this public improvement, available funds from the BRAC Revitalization and Incentive Zone will be the source of funding for this project.

**Benefit**

**Amendment History**

County Council created project and added \$1,345k via AMD #142 & #143 to Bill 29-19.



Prior Year Project Total	Phase	Project Total	Prior Approval	Budget FY2022	Capital Program (\$000)					Beyond 6 Years
					FY2023	FY2024	FY2025	FY2026	FY2027	
\$10,000	Plans and Engineering	\$10,000	\$10,000	\$0	\$0	\$0	\$0	\$0	\$0	\$0
\$10,000	Construction	\$10,000	\$10,000	\$0	\$0	\$0	\$0	\$0	\$0	\$0
\$1,000	Overhead	\$1,000	\$1,000	\$0	\$0	\$0	\$0	\$0	\$0	\$0
\$1,324,000	Other	\$1,324,000	\$1,324,000	\$0	\$0	\$0	\$0	\$0	\$0	\$0
\$1,345,000	<b>Total</b>	\$1,345,000	\$1,345,000	\$0	\$0	\$0	\$0	\$0	\$0	\$0
<b>More (Less) Than Prior Year Program:</b>		\$0	\$0	\$0	\$0	\$0	\$0	\$0	\$0	\$0

H580000 MD Rte 175 Sidewalks

Class: Roads & Bridges

FY2022

County Executive Request

**Project Status**

1. Current Status Of This Project: Active
2. Action Taken In Current Fiscal Year: Design
3. Action Required To Complete This Project: Design, ROW, Construction, Performance

**Change from Prior Year**

1. Change in Name or Description: None
2. Change in Total Project Cost: None
3. Change in Scope: None
4. Change in Timing: None

Estimated Operating Budget Impact: None

**Initial Total Project Cost Estimate**

FY 0 \$0

**Financial Activity**

Expended	Encumbered	Total
April 1, 2020 \$0	\$0	\$0
April 1, 2021 \$3,574		

Prior Year Project Total	Funding	Project Total	Prior Approval	Budget FY2022	Capital Program (\$000)					Beyond 6 Years
					FY2023	FY2024	FY2025	FY2026	FY2027	
\$1,345,000	Miscellaneous	\$1,345,000	\$1,345,000	\$0	\$0	\$0	\$0	\$0	\$0	\$0
\$1,345,000	<b>Total</b>	\$1,345,000	\$1,345,000	\$0	\$0	\$0	\$0	\$0	\$0	\$0
<b>More (Less) Than Prior Year Program:</b>		\$0	\$0	\$0	\$0	\$0	\$0	\$0	\$0	\$0