ALL TRAFFIC DATA SERVICES
(303) 216-2439
www.alltrafficdata.net

Location: 3 VIRGINIAN LANE & SNOW KING AVE AM
Date: Wednesday, August 21, 2024
Peak Hour: 08:00 AM - 09:00 AM
Peak 15-Minutes: 08:45 AM - 09:00 AM

Peak Hour - Motorized Vehicles

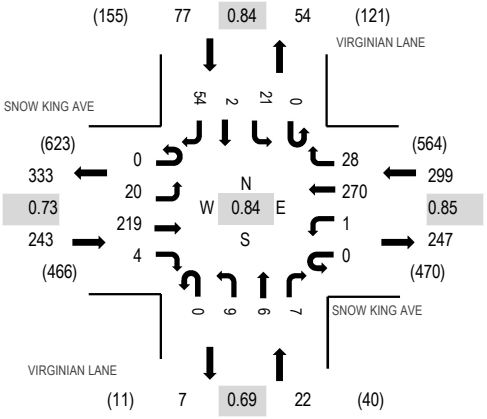

Peak Hour - Bicycles

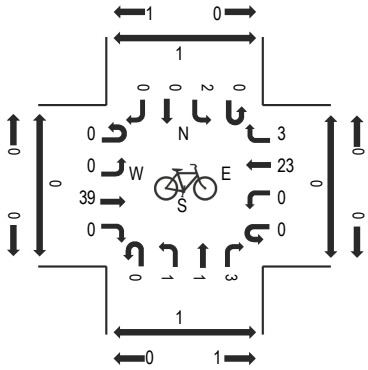

Peak Hour - Pedestrians

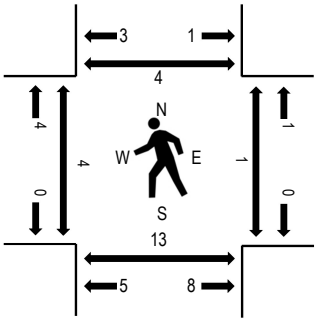

Note: Total study counts contained in parentheses.

Traffic Counts - Motorized Vehicles

Interval Start Time	SNOW KING AVE Eastbound				SNOW KING AVE Westbound				VIRGINIAN LANE Northbound				VIRGINIAN LANE Southbound				Total	Rolling Hour	Pedestrian Crossings			
	U-Turn	Left	Thru	Right	U-Turn	Left	Thru	Right	U-Turn	Left	Thru	Right	U-Turn	Left	Thru	Right			West	East	South	North
6:00 AM	0	1	3	0	0	0	7	2	0	1	0	0	0	2	0	3	19	189	0	0	2	1
6:15 AM	0	1	12	0	0	0	15	10	0	1	1	0	0	2	0	3	45	224	3	0	1	0
6:30 AM	0	1	10	0	0	0	26	3	0	1	1	0	0	4	0	1	47	260	2	0	2	3
6:45 AM	0	4	18	0	0	0	31	5	0	2	1	1	0	6	0	10	78	328	1	0	2	1
7:00 AM	0	3	26	0	0	0	19	3	0	0	0	0	0	0	0	3	54	395	1	0	3	4
7:15 AM	0	7	24	0	0	0	29	7	0	2	1	0	0	0	1	10	81	478	0	0	1	2
7:30 AM	0	3	40	0	0	0	49	4	0	2	2	0	0	3	0	12	115	551	3	0	7	0
7:45 AM	0	2	65	3	0	0	50	5	0	2	0	0	0	7	0	11	145	595	2	0	1	2
8:00 AM	0	4	49	1	0	0	52	7	0	3	2	1	0	2	1	15	137	641	2	0	7	1
8:15 AM	0	6	50	0	0	1	62	6	0	3	0	3	0	5	0	18	154		0	0	3	1
8:30 AM	0	1	48	1	0	0	76	7	0	3	3	2	0	6	0	12	159		2	1	2	2
8:45 AM	0	9	72	2	0	0	80	8	0	0	1	1	0	8	1	9	191		0	0	1	0
Count Total	0	42	417	7	0	1	496	67	0	20	12	8	0	45	3	107	1,225		16	1	32	17
Peak Hour	0	20	219	4	0	1	270	28	0	9	6	7	0	21	2	54	641		4	1	13	4