ALL TRAFFIC DATA SERVICES
(303) 216-2439
www.alltrafficdata.net

Location: 2 SCOTT LANE & SNOW KING AVE PM
Date: Wednesday, August 21, 2024
Peak Hour: 04:00 PM - 05:00 PM
Peak 15-Minutes: 04:45 PM - 05:00 PM

Peak Hour - Motorized Vehicles

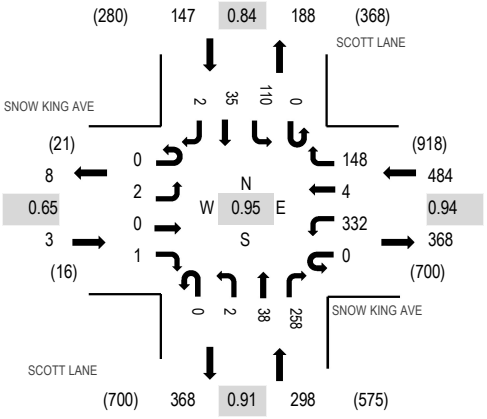

Peak Hour - Bicycles

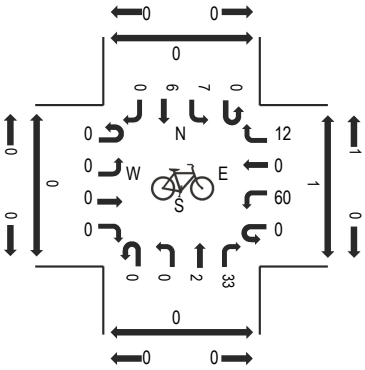

Peak Hour - Pedestrians

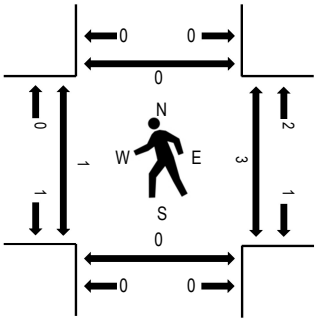

Note: Total study counts contained in parentheses.

Traffic Counts - Motorized Vehicles

Interval Start Time	SNOW KING AVE Eastbound				SNOW KING AVE Westbound				SCOTT LANE Northbound				SCOTT LANE Southbound				Total	Rolling Hour	Pedestrian Crossings			
	U-Turn	Left	Thru	Right	U-Turn	Left	Thru	Right	U-Turn	Left	Thru	Right	U-Turn	Left	Thru	Right			West	East	South	North
4:00 PM	0	0	0	0	0	80	1	33	0	2	8	74	0	30	6	0	234	932	0	0	0	0
4:15 PM	0	0	0	0	0	84	2	43	0	0	13	67	0	21	7	0	237	931	0	2	0	0
4:30 PM	0	0	0	0	0	83	1	45	0	0	7	44	0	27	8	1	216	931	0	0	0	0
4:45 PM	0	2	0	1	0	85	0	27	0	0	10	73	0	32	14	1	245	920	1	1	0	0
5:00 PM	0	0	0	1	0	80	0	32	0	1	10	69	0	28	9	3	233	857	0	3	0	0
5:15 PM	0	1	1	1	0	83	1	39	0	1	9	67	0	24	9	1	237		1	2	0	0
5:30 PM	0	2	1	2	0	68	1	33	0	2	9	50	0	22	13	2	205		0	1	0	0
5:45 PM	0	2	1	1	0	61	1	35	0	0	8	51	0	18	4	0	182		0	0	0	0
Count Total	0	7	3	6	0	624	7	287	0	6	74	495	0	202	70	8	1,789		2	9	0	0
Peak Hour	0	2	0	1	0	332	4	148	0	2	38	258	0	110	35	2	932		1	3	0	0