

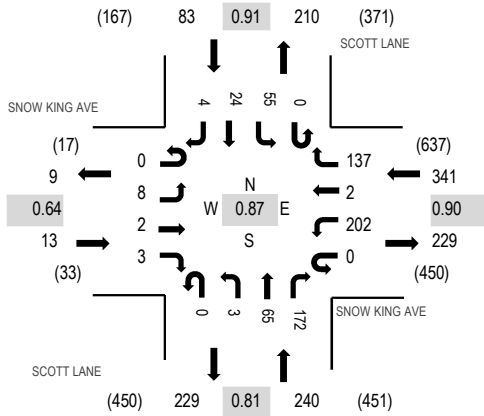
Location: 2 SCOTT LANE & SNOW KING AVE AM

Date: Wednesday, August 21, 2024

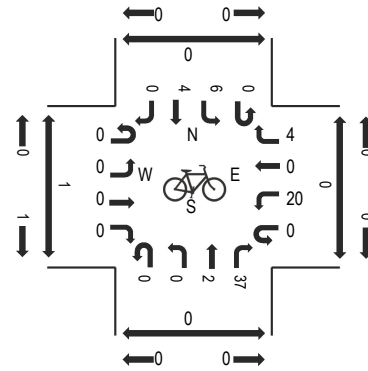
Peak Hour: 08:00 AM - 09:00 AM

Peak 15-Minutes: 08:45 AM - 09:00 AM

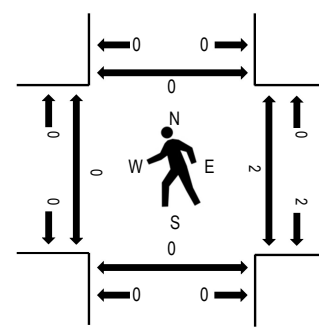
Peak Hour - Motorized Vehicles



Peak Hour - Bicycles



Peak Hour - Pedestrians



Note: Total study counts contained in parentheses.

Traffic Counts - Motorized Vehicles

Interval Start Time	SNOW KING AVE Eastbound				SNOW KING AVE Westbound				SCOTT LANE Northbound				SCOTT LANE Southbound				Total	Rolling Hour	Pedestrian Crossings			
	U-Turn	Left	Thru	Right	U-Turn	Left	Thru	Right	U-Turn	Left	Thru	Right	U-Turn	Left	Thru	Right			West	East	South	North
6:00 AM	0	0	0	0	0	10	0	4	0	0	2	2	0	0	1	1	20	179	0	0	0	0
6:15 AM	0	0	0	1	0	8	0	10	0	0	0	8	0	5	0	0	32	221	0	0	1	0
6:30 AM	0	1	0	0	0	19	1	10	0	0	4	7	0	4	2	0	48	277	0	1	0	1
6:45 AM	0	1	0	2	0	27	0	17	0	0	5	17	0	4	4	2	79	350	0	0	0	0
7:00 AM	0	1	1	1	0	14	0	8	0	1	7	22	0	7	0	0	62	432	0	0	0	1
7:15 AM	0	1	0	1	0	25	0	20	0	0	8	20	0	6	7	0	88	518	1	1	0	0
7:30 AM	0	0	0	3	0	45	0	17	0	0	5	34	0	9	6	2	121	599	0	1	0	0
7:45 AM	0	6	0	1	0	39	0	22	0	1	12	56	0	19	5	0	161	643	1	1	1	0
8:00 AM	0	1	1	1	0	48	1	26	0	2	10	36	0	15	6	1	148	677	0	1	0	0
8:15 AM	0	3	1	1	0	46	0	34	0	1	17	42	0	17	5	2	169		0	1	0	0
8:30 AM	0	2	0	0	0	58	0	37	0	0	25	33	0	6	4	0	165		0	0	0	0
8:45 AM	0	2	0	1	0	50	1	40	0	0	13	61	0	17	9	1	195		0	0	0	0
Count Total	0	18	3	12	0	389	3	245	0	5	108	338	0	109	49	9	1,288		2	6	2	2
Peak Hour	0	8	2	3	0	202	2	137	0	3	65	172	0	55	24	4	677		0	2	0	0