


Contract 3137		December-21	
Revenues			
Advertising Revenue	\$	-	5310U051 658900
Vending Revenue	\$	-	5310U051 658900
Other	\$	-	5310U051 658900
Farebox/Ticket	\$	-	5310U051 644020
Total Revenue	\$	-	
Total Expenses			
	\$	1,919,445.68	
Less: Pension	\$	-	
Less: Robertson	\$	-	
Net Expenses	\$	1,919,445.68	
Breakdown of Expenses			
	\$	175,484.24	5310U051 728610
	\$	95,784.06	5300U050 728610 USC01
	\$	1,648,177.38	5310U051 728610 USCA1
			5300U050 728610
Eligible Grant Expenses			
Department 41	\$	95,784.06	
Department 42	\$	-	
Operating Expenses (CARES - Dept 10)	\$	1,648,177.38	
Total Grant Expenses	\$	1,743,961.44	
Replenishment Amount	\$	1,919,445.68	



Tonya Dupree
Finance Director
1903 Fay Street
Durham, NC 27704
(919) 560-1545 x36104
Fax (919) 560-1541

January 24, 2022

**Triangle Transit
Mrs. Sandra Freeman
4600 Emperor Blvd Ste. 1000
Durham, NC 27703**

Dear Mrs. Freeman,

Please find enclosed a copy of the income statement, reconciliation, and supporting documentation for the period ending December 31, 2021. Upon review and approval of the December funding request, we are asking the City of Durham to replenish \$1,919,445.68 to the cash account of GoDurham. This amount will restore the working capital fund as of December 31, 2021 to \$3,400,000.

Sincerely,

A handwritten signature in cursive script that reads "Tonya Dupree".

**Tonya Dupree
Finance Director
GoDurham**

Go Durham

Reconciliation -December 2021

GL Balance:

Revenue:	\$1,385,461.44
Less: City Reimbursements	<u>(1,382,444.23)</u>
	\$ 3,017.21

Total Expenses- IS	\$1,922,462.89
	\$ 1,922,462.89

Revenue over Expenses:	(\$1,919,445.68)
-------------------------------	-------------------------

Bank Balance:

Deposits:	1,392,885.81
Less Account Adjustment:	(7,424.37) Refund/ Credit to expense account
Less Account Adjustment:	<u>(1,382,444.23)</u> City Replenishments
Net Deposits:	\$ 3,017.21

Withdrawals:

Check Register	\$398,690.30
Less: <i>Supplemental Ins./ Garn.</i>	(90,352.48)
401K Loans/ Contributions	48,770.69
ACH Payroll Taxes	348,202.40
Direct Deposit Payroll	937,952.64
Electronic Payments	4,695.70 <i>Paycor Service Charges</i>
Electronic Payments: Garnishments	21,437.06
Electronic Payments: Medical	164,553.58
Less: <i>liability medical payments</i>	<u>(\$18,065.62)</u>
Bank Charges	556.44
Total Cash Disbursement	\$ 1,816,440.71

Revenue over Expenses:	\$ (1,813,423.50)
-------------------------------	-------------------

Variance GL to BS:	(\$106,022.18)
---------------------------	-----------------------

Bank Balance: Net Expenses	\$ 1,813,423.50
-----------------------------------	-----------------

Supp. Ins./ Garn.	<u>106,022.18</u> <i>Expensed in December paid in January</i>
-------------------	---

	\$ 1,919,445.68
--	-----------------

Book Balance: Net Expenses	\$ 1,919,445.68
-----------------------------------	-----------------

	\$ 1,919,445.68
--	-----------------

Unreconciled Difference	0.00
--------------------------------	------

	\$ 1,919,445.68
--	-----------------

Replenishment Request	\$ 1,919,445.68
------------------------------	-----------------

GoDurham
Summary- Income Statement- December 2021

Revenues		Actual	Budget	YTD Actual	Annual Budget		%
		12/31/2021	12/31/2021	12/31/2021	6/30/2022	Variance	Achieved
408401	Vending Revenue	2,869.21	1,105.43	8,982.28	13,265.10	(4,282.82)	67.71%
408501	Other	148.00	416.67	3,775.20	5,000.00	(1,224.80)	75.50%
409001	Farebox/Ticket Sales	-	191,409.65	-	2,296,915.77	(2,296,915.77)	0.00%
Total Revenues		\$3,017.21	\$192,931.75	\$12,757.48	\$2,315,180.87	(\$2,302,423.39)	0.55%

Expenses		Actual	Budget	YTD Actual	Annual Budget		%
		12/31/2021	12/31/2021	12/31/2021	6/30/2022	Variance	Achieved
501011	Regular Wages	955,122.80	804,686.07	4,933,461.41	9,656,232.99	(4,722,771.58)	51.09%
501012	OT	129,454.13	84,670.99	486,596.38	1,016,051.81	(529,455.43)	47.89%
502011	Payroll Taxes	97,404.61	74,848.09	462,575.41	898,176.94	(435,601.53)	51.50%
502021	Pension Expense	4,416.53	134,984.01	884,557.95	1,619,808.12	(735,250.17)	54.61%
502031	Medical - Union	113,226.63	157,227.21	679,704.32	1,886,726.51	(1,207,022.19)	36.03%
502032	Medical - Non-Union	33,261.33	37,618.34	178,720.03	451,419.97	(272,699.94)	39.59%
502041	Dental - Union	4,197.80	5,230.33	22,940.57	62,763.82	(39,823.25)	36.55%
502042	Dental - Non-Union	658.19	1,557.51	4,126.33	18,690.04	(14,563.71)	22.08%
502051	Life Insurance	1,554.20	5,959.05	8,426.14	71,508.49	(63,082.35)	11.78%
502061	L/T Disability	-	417.13	-	5,005.59	(5,005.59)	0.00%
502071	FUI - Operations	111.26	2,247.00	1,175.86	26,964.00	(25,788.14)	4.36%
502072	SUI - Operations	167.66	5,696.99	1,642.67	68,363.82	(66,721.15)	2.40%
502081	W/C - Union	486,003.00	43,731.89	486,003.00	524,782.61	(38,779.61)	92.61%
502082	W/C - Non-Union	(486,003.00)	571.86	-	6,862.28	(6,862.28)	0.00%
502091	PTO - Sick	43,868.75	25,634.65	216,518.41	307,615.83	(91,097.42)	70.39%
502101	PTO - Holiday	66,277.28	26,465.21	166,141.52	317,582.51	(151,440.99)	52.31%
502111	PTO - Vacation	102,456.65	32,005.99	389,294.82	384,071.89	5,222.93	101.36%
502121	PTO - Other	4,791.40	3,378.54	21,832.08	40,542.48	(18,710.40)	53.85%
502131	Uniforms	15,512.88	9,008.33	52,918.94	108,100.00	(55,181.06)	48.95%
502141	CDL/Class B License	386.25	483.33	901.25	5,800.00	(4,898.75)	15.54%
502142	Shoe & Tool Allow	971.05	1,616.67	7,283.07	19,400.00	(12,116.93)	37.54%
503011	InterCo Service Level	-	3,166.67	18,434.05	38,000.00	(19,565.95)	48.51%
503031	Audit	-	2,500.00	19,400.00	30,000.00	(10,600.00)	64.67%
503032	Background/License Chec	3,313.25	1,260.00	9,302.80	15,120.00	(5,817.20)	61.53%
503033	Drug Screens	3,713.90	2,750.00	10,173.98	33,000.00	(22,826.02)	30.83%

503034	Environmental Costs	3,557.42	2,500.00	23,333.40	30,000.00	(6,666.60)	77.78%
503035	Outside Legal Services	1,940.00	2,500.00	22,165.22	30,000.00	(7,834.78)	73.88%
503037	Payroll	-	3,083.33	-	37,000.00	(37,000.00)	0.00%
503038	Physicals	(115.50)	1,000.00	3,444.27	12,000.00	(8,555.73)	28.70%
503039	Other Professional	17,645.70	38,335.92	176,227.16	460,031.00	(283,803.84)	38.31%
503041	Temporary Help	10,223.04	3,000.00	38,861.68	36,000.00	2,861.68	107.95%
503051	Body & Paint	726.37	4,166.67	1,277.79	50,000.00	(48,722.21)	2.56%
503052	Bus Pest Control	675.72	675.00	4,054.32	8,100.00	(4,045.68)	50.05%
503053	Bus Electrical	-	416.67	-	5,000.00	(5,000.00)	0.00%
503054	Generator	-	666.67	-	8,000.00	(8,000.00)	0.00%
503055	Glass/ Non- Accident	-	2,083.33	1,222.59	25,000.00	(23,777.41)	4.89%
503056	Bus HVAC	-	833.33	-	10,000.00	(10,000.00)	0.00%
503057	Major /Outside Repair	3,674.20	5,000.00	34,489.64	60,000.00	(25,510.36)	57.48%
503058	Non Revenue Vehicle Rep	-	-	278.62	-	278.62	0.00%
503061	Custodial	20,114.12	-	94,502.12	-	94,502.12	0.00%
503071	Security	71,172.50	50,353.33	294,254.69	604,240.00	(309,985.31)	48.70%
503072	Armored Car	79.07	2,083.33	391.25	25,000.00	(24,608.75)	1.57%
503081	Building HVAC	265.00	1,666.67	4,889.01	20,000.00	(15,110.99)	24.45%
503082	Building Electrical	-	1,250.00	9,103.16	15,000.00	(5,896.84)	60.69%
503083	Plumbing	-	833.33	3,154.22	10,000.00	(6,845.78)	31.54%
503084	Building Gen Repairs	5,477.10	14,500.00	16,304.54	174,000.00	(157,695.46)	9.37%
503085	Grounds/ Cleaning	6,652.00	3,916.67	26,299.00	47,000.00	(20,701.00)	55.96%
503086	Radio/Access System	-	516.67	-	6,200.00	(6,200.00)	0.00%
503087	Building Pest Control	170.00	333.33	1,165.00	4,000.00	(2,835.00)	29.13%
503089	Shop Equip Repair	1.79	1,393.38	21,628.29	16,720.56	4,907.73	129.35%
503091	Computer Maintenance	9,986.07	14,833.33	51,473.36	178,000.00	(126,526.64)	28.92%
503092	Office Equip Maintenance	-	433.33	-	5,200.00	(5,200.00)	0.00%
503097	Office Equipment (NonCa	-	-	210.00	-	210.00	0.00%
503991	Money Counters	-	-	315.00	-	315.00	0.00%
503992	Towing	1,000.00	1,855.00	10,485.00	22,260.00	(11,775.00)	47.10%
503994	Other Admin Contract - F	-	333.33	-	4,000.00	(4,000.00)	0.00%
504011	Oil & Lubricants	3,113.08	11,110.65	33,587.32	133,327.77	(99,740.45)	25.19%
504021	Tires	11,181.86	16,699.24	68,305.81	200,390.86	(132,085.05)	34.09%
504022	Non Revenue Veh Tires	-	-	101.88	-	101.88	0.00%
504945	Parts	-	-	36,558.35	-	36,558.35	0.00%
504971	Service Supplies/ Fare Me	-	2,083.33	-	25,000.00	(25,000.00)	0.00%
504972	Parts	75,328.97	75,413.49	470,224.54	904,961.93	(434,737.39)	51.96%
504973	Bus Wash Supplies &	1,640.79	3,750.00	18,622.80	45,000.00	(26,377.20)	41.38%
504974	Shop Supplies	3,305.21	3,416.67	27,033.35	41,000.00	(13,966.65)	65.94%
504981	Farebox Parts	-	5,000.00	19,291.30	60,000.00	(40,708.70)	32.15%

504982	Farebox Cleaning	461.08	500.00	1,082.34	6,000.00	(4,917.66)	18.04%
504983	Facility Tools	-	-	14,931.08	-	14,931.08	0.00%
504984	Facility Cleaning	568.39	21,666.67	922.84	260,000.00	(259,077.16)	0.35%
504985	Facility Equip Repairs	-	1,166.67	41.74	14,000.00	(13,958.26)	0.30%
504986	Facility Equip Cleaning	-	1,416.67	313.78	17,000.00	(16,686.22)	1.85%
504991	Brochures	-	333.33	-	4,000.00	(4,000.00)	0.00%
504992	Data Processing	-	250.00	-	3,000.00	(3,000.00)	0.00%
504994	Office Supplies	3,584.64	2,500.00	9,700.84	30,000.00	(20,299.16)	32.34%
504995	Postage	-	500.00	812.00	6,000.00	(5,188.00)	13.53%
504996	Safety Training & Ed	-	2,125.00	408.08	25,500.00	(25,091.92)	1.60%
504997	Schedules	-	3,333.33	-	40,000.00	(40,000.00)	0.00%
504998	Printed Materials	-	335.25	6,734.40	4,023.00	2,711.40	167.40%
505021	Telephone - Cell & Landli	9,301.92	2,290.00	49,387.61	27,480.00	21,907.61	179.72%
505022	Electric	3,699.80	5,416.67	31,603.38	65,000.00	(33,396.62)	48.62%
505023	Gas Utilities	4,170.54	2,916.67	10,358.56	35,000.00	(24,641.44)	29.60%
505024	Water & Sewer	1,024.32	1,833.33	10,701.63	22,000.00	(11,298.37)	48.64%
505025	Parking	-	166.67	-	2,000.00	(2,000.00)	0.00%
506011	Physical Damage Insuran	-	3,629.17	-	43,550.00	(43,550.00)	0.00%
506012	Accident Repair	2,736.00	169,583.33	64,257.99	2,035,000.00	(1,970,742.01)	3.16%
506021	Subrogation Recoveries	-	(2,083.33)	-	(25,000.00)	25,000.00	0.00%
507991	Sales & Use Taxes	9,849.17	-	69,004.91	-	69,004.91	0.00%
509011	Dues & Subscriptions	-	2,916.67	7,475.80	35,000.00	(27,524.20)	21.36%
509019	Service Enhancements	-	332,689.58	-	3,992,275.00	(3,992,275.00)	0.00%
509021	Travel & Meetings	175.00	3,833.33	3,679.82	46,000.00	(42,320.18)	8.00%
509061	Penalties & Fines	-	500.00	-	6,000.00	(6,000.00)	0.00%
509081	Advertising	4,343.80	7,666.67	68,580.43	92,000.00	(23,419.57)	74.54%
509919	COVID-19	10,477.04	19,166.67	65,811.26	230,000.00	(164,188.74)	28.61%
509991	Legal Advertising	-	166.67	-	2,000.00	(2,000.00)	0.00%
509993	Roadeo	-	583.33	-	7,000.00	(7,000.00)	0.00%
509994	Awards	42,351.45	8,917.20	53,742.34	107,006.35	(53,264.01)	50.22%
509996	Employee	-	416.67	-	5,000.00	(5,000.00)	0.00%
509997	Bank Charges	601.46	2,500.00	3,665.10	30,000.00	(26,334.90)	12.22%
510000	Capital	-	240,416.67	1,523.76	2,885,000.00	(2,883,476.24)	0.05%
999999	Misc	437.22	-	5,730.94	-	5,730.94	0.00%
	Total Expenses	\$1,922,462.89	\$2,581,404.75	\$11,055,856.30	\$30,976,856.17	(\$19,920,999.87)	35.69%

GoDurham
Income Statement-By Department- December 2021

010 - Operations	Actual	Budget	YTD Actual	Annual Budget	Variance	%
	12/31/2021	12/31/2021	12/31/2021	6/30/2022		Achieved
Salaries	648,215.51	525,998.69	3,331,871.19	6,311,984.34	(2,980,113.15)	52.79%
Overtime	117,701.60	76,008.89	437,883.18	912,106.67	(474,223.49)	48.01%
Payroll Taxes - Operations	67,418.82	52,307.02	321,094.25	627,684.20	(306,589.95)	51.16%
Pension Expense - Operations	-	74,716.70	624,024.00	896,600.39	(272,576.39)	69.60%
Medical - Union Operations	95,290.05	126,220.31	570,629.36	1,514,643.70	(944,014.34)	37.67%
Medical - Non-Union	6,605.20	11,499.02	40,449.24	137,988.23	(97,538.99)	29.31%
Dental - Union Operations	3,761.18	4,116.45	20,498.18	49,397.35	(28,899.17)	41.50%
Dental - Non-Union	5.05	471.98	144.91	5,663.72	(5,518.81)	2.56%
Life Insurance - Operations	1,055.80	4,170.89	5,435.74	50,050.64	(44,614.90)	10.86%
L/T Disability - Operations	-	291.96	-	3,503.54	(3,503.54)	0.00%
FUI - Operations	69.26	1,575.00	976.34	18,900.00	(17,923.66)	5.17%
SUI - Operations	131.93	4,097.63	1,258.37	49,171.50	(47,913.13)	2.56%
W/C - Union Operators	478,065.00	38,193.79	478,065.00	458,325.42	19,739.58	104.31%
PTO - Sick	1,106.87	-	13,138.39	-	13,138.39	0.00%
PTO Sick - Operators	32,861.30	22,881.53	143,553.99	274,578.35	(131,024.36)	52.28%
PTO - Holiday	13,827.24	24,160.29	26,845.10	289,923.46	(263,078.36)	9.26%
Accrued Holiday Pay	20,469.46	-	71,186.59	-	71,186.59	0.00%
PTO - Vacation	13,075.87	32,005.99	31,387.82	384,071.89	(352,684.07)	8.17%
Accrued Vacation - Driver	48,359.09	-	225,097.97	-	225,097.97	0.00%
PTO - Other	864.03	2,696.46	1,215.95	32,357.53	(31,141.58)	3.76%
PTO Other - Operators	2,846.89	-	12,054.87	-	12,054.87	0.00%
Uniforms - Operations	13,627.55	5,041.67	37,027.21	60,500.00	(23,472.79)	61.20%
CDL/Class B License	386.25	483.33	901.25	5,800.00	(4,898.75)	15.54%
InterCo Service Level	-	-	18,434.05	-	18,434.05	0.00%
Security	71,172.50	50,353.33	294,254.69	604,240.00	(309,985.31)	48.70%
Armored Car	79.07	2,083.33	391.25	25,000.00	(24,608.75)	1.57%
Money Counters	-	-	315.00	-	315.00	0.00%
Tires	11,181.86	16,699.24	68,305.81	200,390.86	(132,085.05)	34.09%
Service Supplies/ Fare Media	-	2,083.33	-	25,000.00	(25,000.00)	0.00%
Service Enhancements	-	332,689.58	-	3,992,275.00	(3,992,275.00)	0.00%
Total	\$1,648,177.38	\$1,410,846.41	\$6,776,439.70	\$16,930,156.79	(\$10,153,717.09)	40.03%

041 - Vehicle Maintenance	Actual	Budget	YTD Actual	Annual Budget		%
	12/31/2021	12/31/2021	12/31/2021	6/30/2022	Variance	Achieved
Salaries	148,855.47	129,259.28	767,359.81	1,551,111.49	(783,751.68)	49.47%
Overtime	8,281.13	7,260.44	33,831.73	87,125.22	(53,293.49)	38.83%
Payroll Taxes - Veh	15,780.04	10,559.60	73,692.65	126,715.18	(53,022.53)	58.16%
Pension Expense - Veh	-	31,502.63	-	378,031.56	(378,031.56)	0.00%
Medical - Union Veh	8,603.70	24,939.16	51,502.20	299,269.94	(247,767.74)	17.21%
Medical - Non-Union Veh	1,717.91	5,915.23	13,433.20	70,982.71	(57,549.51)	18.92%
Dental - Union Veh	311.78	805.73	1,803.95	9,668.73	(7,864.78)	18.66%
Dental - Non-Union Veh	108.88	342.39	224.30	4,108.71	(3,884.41)	5.46%
Life Insurance - Veh	190.40	832.77	1,142.40	9,993.24	(8,850.84)	11.43%
L/T Disability - Veh	-	58.29	-	699.53	(699.53)	0.00%
FUI - Veh Maintenance	-	336.00	64.54	4,032.00	(3,967.46)	1.60%
SUI - Veh Maintenance	13.61	799.68	180.11	9,596.16	(9,416.05)	1.88%
W/C - Union Veh	-	4,583.25	-	54,999.05	(54,999.05)	0.00%
PTO - Sick	3,749.13	2,753.12	32,625.84	33,037.48	(411.64)	98.75%
PTO - Holiday	6,482.72	1,514.24	10,453.44	18,170.88	(7,717.44)	57.53%
PTO Holiday - Mechanics	3,581.76	-	11,488.78	-	11,488.78	0.00%
PTO Holiday - Veh Attendant	1,098.64	-	4,039.76	-	4,039.76	0.00%
Accrued Vacation -	23,400.80	-	67,935.35	-	67,935.35	0.00%
PTO - Other	1,080.48	333.04	5,235.70	3,996.47	1,239.23	131.01%
Uniforms - Veh Maintenance	1,885.33	3,033.33	15,891.73	36,400.00	(20,508.27)	43.66%
Shoe & Tool Allow - Veh	971.05	1,441.67	6,599.45	17,300.00	(10,700.55)	38.15%
Temporary Help - Veh	-	3,000.00	-	36,000.00	(36,000.00)	0.00%
Body & Paint	726.37	4,166.67	1,277.79	50,000.00	(48,722.21)	2.56%
Bus Pest Control	675.72	675.00	4,054.32	8,100.00	(4,045.68)	50.05%
Bus Electrical	-	416.67	-	5,000.00	(5,000.00)	0.00%
Generator	-	666.67	-	8,000.00	(8,000.00)	0.00%
Glass/ Non- Accident	-	2,083.33	1,222.59	25,000.00	(23,777.41)	4.89%
Bus HVAC	-	833.33	-	10,000.00	(10,000.00)	0.00%
Major /Outside Repair	3,674.20	5,000.00	34,489.64	60,000.00	(25,510.36)	57.48%
Non Revenue Vehicle Repair	-	-	278.62	-	278.62	0.00%
Towing	1,000.00	1,855.00	10,485.00	22,260.00	(11,775.00)	47.10%
Oil & Lubricants	3,113.08	11,110.65	33,587.32	133,327.77	(99,740.45)	25.19%
Non Revenue Veh Tires	-	-	101.88	-	101.88	0.00%
Transmissions/ DPIM	-	-	36,558.35	-	36,558.35	0.00%
Parts	75,328.97	75,413.49	470,224.54	904,961.93	(434,737.39)	51.96%
Bus Wash Supplies &	1,640.79	3,750.00	18,622.80	45,000.00	(26,377.20)	41.38%
Shop Supplies	3,305.21	3,416.67	27,033.35	41,000.00	(13,966.65)	65.94%
Physical Damage Insurance	-	3,629.17	-	43,550.00	(43,550.00)	0.00%


Accident Repair	-	-	6,876.85	-	6,876.85	0.00%
Less: Subrogation Recoveries	-	(2,083.33)	-	(25,000.00)	25,000.00	0.00%
Total	\$315,577.17	\$340,203.17	\$1,742,317.99	\$4,082,438.05	(\$2,340,120.06)	42.68%

042 - BLDG Maintenance	Actual	Budget	YTD Actual	Annual Budget		%
	12/31/2021	12/31/2021	12/31/2021	6/30/2022	Variance	Achieved
Salaries	56,105.10	33,590.87	276,180.39	403,090.48	(126,910.09)	68.52%
Overtime	1,293.81	1,401.66	7,136.52	16,819.92	(9,683.40)	42.43%
Payroll Taxes - Non-Veh	5,674.97	2,737.42	23,448.14	32,848.99	(9,400.85)	71.38%
Pension Expense - Non-Veh	-	8,710.42	-	104,525.04	(104,525.04)	0.00%
Medical - Union Non-Veh	9,332.88	6,067.74	57,572.76	72,812.87	(15,240.11)	79.07%
Medical - Non-Union Non-	8,745.54	1,835.67	43,422.12	22,027.98	21,394.14	197.12%
Dental - Union Non-Veh	124.84	308.15	638.44	3,697.74	(3,059.30)	17.27%
Dental - Non-Union Non-Veh	(53.78)	129.39	(205.38)	1,552.66	(1,758.04)	(13.23%)
Life Insurance - Non-Veh	14.00	218.28	84.00	2,619.33	(2,535.33)	3.21%
L/T Disability - Non-Veh Maintenanc	-	15.28	-	183.35	(183.35)	0.00%
FUI - Non-Veh Maintenance	-	73.50	-	882.00	(882.00)	0.00%
SUI - Non-Veh Maintenance	-	174.93	44.31	2,099.16	(2,054.85)	2.11%
W/C - Union Non-Veh	7,938.00	954.85	7,938.00	11,458.14	(3,520.14)	69.28%
PTO - Sick	3,870.88	-	13,177.66	-	13,177.66	0.00%
PTO - Holiday	5,617.28	790.68	10,176.48	9,488.17	688.31	107.25%
PTO Holiday - Fac Attendant	1,375.92	-	2,772.40	-	2,772.40	0.00%
PTO - Vacation	8,662.96	-	18,650.64	-	18,650.64	0.00%
Uniforms - Non-Veh	-	758.33	-	9,100.00	(9,100.00)	0.00%
Shoe & Tool Allow - Non-Veh	-	175.00	683.62	2,100.00	(1,416.38)	32.55%
Custodial	20,114.12	-	94,502.12	-	94,502.12	0.00%
Building HVAC	265.00	1,666.67	4,889.01	20,000.00	(15,110.99)	24.45%
Building Electrical	-	1,250.00	9,103.16	15,000.00	(5,896.84)	60.69%
Plumbing	-	833.33	3,154.22	10,000.00	(6,845.78)	31.54%
Building Gen Repairs	5,477.10	14,500.00	16,304.54	174,000.00	(157,695.46)	9.37%
Grounds/ Cleaning	6,652.00	3,916.67	26,299.00	47,000.00	(20,701.00)	55.96%
Radio/Access System	-	516.67	-	6,200.00	(6,200.00)	0.00%
Building Pest Control	170.00	333.33	1,165.00	4,000.00	(2,835.00)	29.13%
Shop Equip Repair	1.79	1,393.38	21,628.29	16,720.56	4,907.73	129.35%
Farebox Parts	-	5,000.00	19,291.30	60,000.00	(40,708.70)	32.15%
Farebox Cleaning	461.08	500.00	1,082.34	6,000.00	(4,917.66)	18.04%
Facility Tools	-	-	14,931.08	-	14,931.08	0.00%
Facility Cleaning	568.39	21,666.67	922.84	260,000.00	(259,077.16)	0.35%
Facility Equip Repairs	-	1,166.67	41.74	14,000.00	(13,958.26)	0.30%
Facility Equip Cleaning	-	1,416.67	313.78	17,000.00	(16,686.22)	1.85%
Total	\$142,411.88	\$112,102.23	\$675,348.52	\$1,345,226.39	(\$669,877.87)	50.20%

160 - Administration	Actual	Budget	YTD Actual	Annual Budget		%
	12/31/2021	12/31/2021	12/31/2021	6/30/2022	Variance	Achieved
Salaries	101,946.72	115,837.23	558,050.02	1,390,046.68	(831,996.66)	40.15%
Overtime	2,177.59	-	7,744.95	-	7,744.95	0.00%
Payroll Taxes - General	8,530.78	9,244.05	44,340.37	110,928.57	(66,588.20)	39.97%
Pension Expense - General	4,416.53	20,054.26	260,533.95	240,651.13	19,882.82	108.26%
Medical - Non-Union General	16,192.68	18,368.42	81,415.47	220,421.05	(139,005.58)	36.94%
Dental - Non-Union General	598.04	613.75	3,962.50	7,364.95	(3,402.45)	53.80%
Life Insurance - General	294.00	737.11	1,764.00	8,845.28	(7,081.28)	19.94%
L/T Disability - General Admin	-	51.60	-	619.17	(619.17)	0.00%
FUI - General Admin	42.00	262.50	134.98	3,150.00	(3,015.02)	4.29%
SUI - General Admin	22.12	624.75	159.88	7,497.00	(7,337.12)	2.13%
W/C - Non-Union General	(486,003.00)	571.86	-	6,862.28	(6,862.28)	0.00%
PTO - Sick	2,280.57	-	14,022.53	-	14,022.53	0.00%
PTO - Holiday	13,824.26	-	29,178.97	-	29,178.97	0.00%
Accrued Vacation - Staff	8,957.93	-	46,223.04	-	46,223.04	0.00%
PTO - Other	-	349.04	3,325.56	4,188.48	(862.92)	79.40%
Uniforms	-	175.00	-	2,100.00	(2,100.00)	0.00%
InterCo Service Level	-	3,166.67	-	38,000.00	(38,000.00)	0.00%
Audit	-	2,500.00	19,400.00	30,000.00	(10,600.00)	64.67%
Background/License Checks	3,313.25	1,260.00	9,302.80	15,120.00	(5,817.20)	61.53%
Drug Screens	3,713.90	2,750.00	10,173.98	33,000.00	(22,826.02)	30.83%
Environmental Costs	3,557.42	2,500.00	23,333.40	30,000.00	(6,666.60)	77.78%
Outside Legal Services	1,940.00	2,500.00	22,165.22	30,000.00	(7,834.78)	73.88%
Payroll	-	3,083.33	-	37,000.00	(37,000.00)	0.00%
Physicals	(115.50)	1,000.00	3,444.27	12,000.00	(8,555.73)	28.70%
Other Professional	17,645.70	38,335.92	176,227.16	460,031.00	(283,803.84)	38.31%
Temporary Help - General	10,223.04	-	38,861.68	-	38,861.68	0.00%
Computer Maintenance	9,986.07	14,833.33	51,473.36	178,000.00	(126,526.64)	28.92%
Office Equip Maintenance	-	433.33	-	5,200.00	(5,200.00)	0.00%
Office Equipment (NonCap)	-	-	210.00	-	210.00	0.00%
Other Admin Contract - Fire	-	333.33	-	4,000.00	(4,000.00)	0.00%
Brochures	-	333.33	-	4,000.00	(4,000.00)	0.00%
Data Processing	-	250.00	-	3,000.00	(3,000.00)	0.00%
Office Supplies	3,584.64	2,500.00	9,700.84	30,000.00	(20,299.16)	32.34%
Postage	-	500.00	812.00	6,000.00	(5,188.00)	13.53%
Safety Training & Ed	-	2,125.00	408.08	25,500.00	(25,091.92)	1.60%
Schedules	-	3,333.33	-	40,000.00	(40,000.00)	0.00%
Printed Materials	-	335.25	6,734.40	4,023.00	2,711.40	167.40%
Telephone - Cell & Landline	9,301.92	2,290.00	49,387.61	27,480.00	21,907.61	179.72%

Electric	3,699.80	5,416.67	31,603.38	65,000.00	(33,396.62)	48.62%
Gas Utilities	4,170.54	2,916.67	10,358.56	35,000.00	(24,641.44)	29.60%
Water & Sewer	1,024.32	1,833.33	10,701.63	22,000.00	(11,298.37)	48.64%
Parking	-	166.67	-	2,000.00	(2,000.00)	0.00%
Auto/GL Insurance	2,736.00	169,583.33	57,381.14	2,035,000.00	(1,977,618.86)	2.82%
Sales & Use Taxes	9,849.17	-	69,004.91	-	69,004.91	0.00%
Dues & Subscriptions	-	2,916.67	7,475.80	35,000.00	(27,524.20)	21.36%
Travel & Meetings	175.00	3,833.33	3,679.82	46,000.00	(42,320.18)	8.00%
Penalties & Fines	-	500.00	-	6,000.00	(6,000.00)	0.00%
Advertising	4,343.80	7,666.67	68,580.43	92,000.00	(23,419.57)	74.54%
COVID-19	10,477.04	19,166.67	65,811.26	230,000.00	(164,188.74)	28.61%
Legal Advertising	-	166.67	-	2,000.00	(2,000.00)	0.00%
Rodeo	-	583.33	-	7,000.00	(7,000.00)	0.00%
Awards	42,351.45	8,917.20	53,742.34	107,006.35	(53,264.01)	50.22%
Employee Promotions	-	416.67	-	5,000.00	(5,000.00)	0.00%
Bank Charges	601.46	2,500.00	3,665.10	30,000.00	(26,334.90)	12.22%
Capital	-	240,416.67	1,523.76	2,885,000.00	(2,883,476.24)	0.05%
Misc	437.22	-	5,730.94	-	5,730.94	0.00%
Total	<u>(\$183,703.54)</u>	<u>\$718,252.94</u>	<u>\$1,861,750.09</u>	<u>\$8,619,034.94</u>	<u>(\$6,757,284.85)</u>	<u>21.60%</u>

Contract 3137		January-22	
Revenues			
Advertising Revenue	\$	-	5310U051 658900
Vending Revenue	\$	-	5310U051 658900
Other	\$	-	5310U051 658900
Farebox/Ticket	\$	-	5310U051 644020
Total Revenue	\$	-	
Total Expenses			
	\$	1,459,334.72	
Less: Pension	\$	-	
Less: Robertson	\$	-	
Net Expenses	\$	1,459,334.72	
Breakdown of Expenses			
	\$	252,512.98	5310U051 728610
	\$	404,482.48	5300U050 728610 USC01
	\$	802,339.26	5310U051 728610 USCA1
			5300U050 728610
Eligible Grant Expenses			
Department 41	\$	286,991.39	
Department 42	\$	117,491.09	
Operating Expenses (CARES - Dept 10)	\$	802,339.26	
Total Grant Expenses	\$	1,206,821.74	
Replenishment Amount	\$	1,459,334.72	



Tonya Dupree
Finance Director
1903 Fay Street
Durham, NC 27704
(919) 560-1545 x36104
Fax (919) 560-1541

February 18, 2022

Triangle Transit
Mrs. Sandra Freeman
4600 Emperor Blvd Ste. 1000
Durham, NC 27703

Dear Mrs. Freeman,

Please find enclosed a copy of the income statement, reconciliation, and supporting documentation for the period ending January 31, 2022. Upon review and approval of the January funding request, we are asking the City of Durham to replenish \$1,459,334.72 to the cash account of GoDurham. This amount will restore the working capital fund as of January 31, 2022 to \$3,400,000.

Sincerely,

Tonya Dupree

Tonya Dupree
Finance Director
GoDurham

Go Durham

Reconciliation -January 2022

GL Balance:

Revenue: \$1,921,048.19
 Less: City Reimbursements (1,919,445.68)
\$ 1,602.51

Total Expenses- IS ~~\$1,460,937.23~~
\$ 1,460,937.23

Revenue over Expenses: (\$1,459,334.72)

Bank Balance:

Deposits: 1,921,048.19
 Less Account Adjustment: (1,919,445.68) City Replenishments
Net Deposits: \$ 1,602.51

Withdrawals:

Check Register \$433,976.36
 Less: Supplemental Ins./ Garn. (106,022.18)
 401K Loans/ Contributions 39,662.21
 ACH Payroll Taxes 241,184.64
 Direct Deposit Payroll 631,552.94
 Electronic Payments 5,231.47 Paycor Service Charges
 Electronic Payments: Garnishments 12,856.07
 Electronic Payments 783.17 Utilities
 Electronic Payments: Medical 106,456.57
 Less: liability medical payments (\$16,963.10)
 Bank Charges 525.97
 Total Cash Disbursement \$ 1,349,244.12

Revenue over Expenses: \$ (1,347,641.61)

Variance GL to BS: (\$111,693.11)

Bank Balance: Net Expenses \$ 1,347,641.61

Supp. Ins./ Garn. 111,693.11 Expensed in January paid in February

\$ 1,459,334.72

Book Balance: Net Expenses \$ 1,459,334.72
 \$ 1,459,334.72

Unreconciled Difference 0.00

\$ 1,459,334.72

Replenishment Request \$ 1,459,334.72



GoDurham
Summary- Income Statement- January 2022

Revenues	Actual	Budget	YTD Actual	Annual Budget	Variance	%
	1/31/2022	1/31/2022	1/31/2022	6/30/2022		Achieved
Vending Revenue	1,400.86	1,105.43	10,383.14	13,265.10	(2,881.96)	78.27%
Other	201.65	416.67	3,976.85	5,000.00	(1,023.15)	79.54%
Farebox/Ticket Sales	-	191,409.65	-	2,296,915.77	(2,296,915.77)	0.00%
Total Revenues	\$1,602.51	\$192,931.75	\$14,359.99	\$2,315,180.87	(\$2,300,820.88)	0.62%
Expenses	Actual	Budget	YTD Actual	Annual Budget	Variance	%
	1/31/2022	1/31/2022	1/31/2022	6/30/2022		Achieved
Regular Wages	586,347.23	804,686.07	5,519,808.64	9,656,232.99	(4,136,424.35)	57.16%
OT	101,884.88	84,670.99	588,481.26	1,016,051.81	(427,570.55)	57.92%
Payroll Taxes	65,764.95	74,848.09	528,340.36	898,176.94	(369,836.58)	58.82%
Pension Expense	3,078.14	134,984.01	887,636.09	1,619,808.12	(732,172.03)	54.80%
Medical - Union	63,043.14	157,227.21	742,747.46	1,886,726.51	(1,143,979.05)	39.37%
Medical - Non-Union	26,450.33	37,618.34	205,170.36	451,419.97	(246,249.61)	45.45%
Dental - Union	4,258.09	5,230.33	27,198.66	62,763.82	(35,565.16)	43.33%
Dental - Non-Union	550.69	1,557.51	4,677.02	18,690.04	(14,013.02)	25.02%
Life Insurance	1,554.20	5,959.05	9,980.34	71,508.49	(61,528.15)	13.96%
L/T Disability	-	417.13	-	5,005.59	(5,005.59)	0.00%
FUI - Operations	5,109.94	2,247.00	6,285.80	26,964.00	(20,678.20)	23.31%
SUI - Operations	1,719.39	5,696.99	3,362.06	68,363.82	(65,001.76)	4.92%
W/C - Union	-	43,731.89	486,003.00	524,782.61	(38,779.61)	92.61%
W/C - Non-Union	-	571.86	-	6,862.28	(6,862.28)	0.00%
PTO - Sick	48,445.46	25,634.65	264,963.87	307,615.83	(42,651.96)	86.13%
PTO - Holiday	98,217.93	26,465.21	264,359.45	317,582.51	(53,223.06)	83.24%
PTO - Vacation	55,242.27	32,005.99	444,537.09	384,071.89	60,465.20	115.74%
PTO - Other	2,463.40	3,378.54	24,295.48	40,542.48	(16,247.00)	59.93%
Uniforms	7,790.27	9,008.33	60,709.21	108,100.00	(47,390.79)	56.16%
CDL/Class B License	-	483.33	901.25	5,800.00	(4,898.75)	15.54%
Shoe & Tool Allow	5,139.68	1,616.67	12,422.75	19,400.00	(6,977.25)	64.03%
InterCo Service Level	6,265.27	3,166.67	24,699.32	38,000.00	(13,300.68)	65.00%
Audit	-	2,500.00	19,400.00	30,000.00	(10,600.00)	64.67%
Background/License Checks	153.76	1,260.00	9,456.56	15,120.00	(5,663.44)	62.54%
Drug Screens	1,034.70	2,750.00	11,208.68	33,000.00	(21,791.32)	33.97%

Environmental Costs	3,072.17	2,500.00	26,405.57	30,000.00	(3,594.43)	88.02%
Outside Legal Services	15,176.14	2,500.00	37,341.36	30,000.00	7,341.36	124.47%
Payroll	-	3,083.33	-	37,000.00	(37,000.00)	0.00%
Physicals	-	1,000.00	3,444.27	12,000.00	(8,555.73)	28.70%
Other Professional	36,595.53	38,335.92	212,822.69	460,031.00	(247,208.31)	46.26%
Temporary Help	8,250.66	3,000.00	47,112.34	36,000.00	11,112.34	130.87%
Body & Paint	-	4,166.67	1,277.79	50,000.00	(48,722.21)	2.56%
Bus Pest Control	758.22	675.00	4,812.54	8,100.00	(3,287.46)	59.41%
Bus Electrical	-	416.67	-	5,000.00	(5,000.00)	0.00%
Generator	-	666.67	-	8,000.00	(8,000.00)	0.00%
Glass/ Non- Accident	-	2,083.33	1,222.59	25,000.00	(23,777.41)	4.89%
Bus HVAC	-	833.33	-	10,000.00	(10,000.00)	0.00%
Major /Outside Repair	15,398.55	5,000.00	49,888.19	60,000.00	(10,111.81)	83.15%
Non Revenue Vehicle Repai	10.58	-	289.20	-	289.20	0.00%
Custodial	18,597.00	-	113,099.12	-	113,099.12	0.00%
Security	53,873.75	50,353.33	348,128.44	604,240.00	(256,111.56)	57.61%
Armored Car	87.25	2,083.33	478.50	25,000.00	(24,521.50)	1.91%
Building HVAC	-	1,666.67	4,889.01	20,000.00	(15,110.99)	24.45%
Building Electrical	-	1,250.00	9,103.16	15,000.00	(5,896.84)	60.69%
Plumbing	3,523.00	833.33	6,677.22	10,000.00	(3,322.78)	66.77%
Building Gen Repairs	1,966.84	14,500.00	18,271.38	174,000.00	(155,728.62)	10.50%
Grounds/ Cleaning	3,326.00	3,916.67	29,625.00	47,000.00	(17,375.00)	63.03%
Radio/Access System	-	516.67	-	6,200.00	(6,200.00)	0.00%
Building Pest Control	247.50	333.33	1,412.50	4,000.00	(2,587.50)	35.31%
Shop Equip Repair	1,855.00	1,393.38	23,483.29	16,720.56	6,762.73	140.45%
Computer Maintenance	5,270.56	14,833.33	56,743.92	178,000.00	(121,256.08)	31.88%
Office Equip Maintenance	-	433.33	-	5,200.00	(5,200.00)	0.00%
Office Equipment (NonCap)	-	-	210.00	-	210.00	0.00%
Money Counters	-	-	315.00	-	315.00	0.00%
Towing	1,850.00	1,855.00	12,335.00	22,260.00	(9,925.00)	55.41%
Other Admin Contract - Fire	-	333.33	-	4,000.00	(4,000.00)	0.00%
Oil & Lubricants	11,656.85	11,110.65	45,244.17	133,327.77	(88,083.60)	33.93%
Tires	19,229.66	16,699.24	87,535.47	200,390.86	(112,855.39)	43.68%
Non Revenue Veh Tires	-	-	101.88	-	101.88	0.00%
Parts	1,747.00	-	38,305.35	-	38,305.35	0.00%
Service Supplies/ Fare Medi	-	2,083.33	-	25,000.00	(25,000.00)	0.00%
Parts	78,714.98	75,413.49	548,939.52	904,961.93	(356,022.41)	60.66%
Bus Wash Supplies &	2,876.49	3,750.00	21,499.29	45,000.00	(23,500.71)	47.78%
Shop Supplies	6,407.54	3,416.67	33,440.89	41,000.00	(7,559.11)	81.56%
Farebox Parts	2,962.50	5,000.00	22,253.80	60,000.00	(37,746.20)	37.09%

Farebox Cleaning	88.76	500.00	1,171.10	6,000.00	(4,828.90)	19.52%
Facility Tools	6,312.00	-	21,243.08	-	21,243.08	0.00%
Facility Cleaning	61.62	21,666.67	984.46	260,000.00	(259,015.54)	0.38%
Facility Equip Repairs	-	1,166.67	41.74	14,000.00	(13,958.26)	0.30%
Facility Equip Cleaning	-	1,416.67	313.78	17,000.00	(16,686.22)	1.85%
Brochures	-	333.33	-	4,000.00	(4,000.00)	0.00%
Data Processing	-	250.00	-	3,000.00	(3,000.00)	0.00%
Office Supplies	2,201.37	2,500.00	11,902.21	30,000.00	(18,097.79)	39.67%
Postage	798.00	500.00	1,610.00	6,000.00	(4,390.00)	26.83%
Safety Training & Ed	770.05	2,125.00	1,178.13	25,500.00	(24,321.87)	4.62%
Schedules	-	3,333.33	-	40,000.00	(40,000.00)	0.00%
Printed Materials	-	335.25	6,734.40	4,023.00	2,711.40	167.40%
Telephone - Cell & Landline	6,641.67	2,290.00	56,029.28	27,480.00	28,549.28	203.89%
Electric	3,736.47	5,416.67	35,339.85	65,000.00	(29,660.15)	54.37%
Gas Utilities	7,666.03	2,916.67	18,024.59	35,000.00	(16,975.41)	51.50%
Water & Sewer	2,536.46	1,833.33	13,238.09	22,000.00	(8,761.91)	60.17%
Parking	-	166.67	-	2,000.00	(2,000.00)	0.00%
Physical Damage Insurance	-	3,629.17	-	43,550.00	(43,550.00)	0.00%
Accident Repair	13,593.71	169,583.33	77,851.70	2,035,000.00	(1,957,148.30)	3.83%
Subrogation Recoveries	-	(2,083.33)	-	(25,000.00)	25,000.00	0.00%
Sales & Use Taxes	13,828.88	-	82,833.79	-	82,833.79	0.00%
Dues & Subscriptions	-	2,916.67	7,475.80	35,000.00	(27,524.20)	21.36%
Service Enhancements	-	332,689.58	-	3,992,275.00	(3,992,275.00)	0.00%
Travel & Meetings	-	3,833.33	3,679.82	46,000.00	(42,320.18)	8.00%
Penalties & Fines	-	500.00	-	6,000.00	(6,000.00)	0.00%
Advertising	-	7,666.67	68,580.43	92,000.00	(23,419.57)	74.54%
COVID-19	22,557.73	19,166.67	88,368.99	230,000.00	(141,631.01)	38.42%
Legal Advertising	-	166.67	-	2,000.00	(2,000.00)	0.00%
Roadeo	-	583.33	-	7,000.00	(7,000.00)	0.00%
Awards	255.47	8,917.20	53,997.81	107,006.35	(53,008.54)	50.46%
Employee	-	416.67	-	5,000.00	(5,000.00)	0.00%
Bank Charges	955.91	2,500.00	4,621.01	30,000.00	(25,378.99)	15.40%
Capital	2,055.00	240,416.67	3,578.76	2,885,000.00	(2,881,421.24)	0.12%
Misc	(1,089.39)	-	4,641.55	-	4,641.55	0.00%
Total Expenses	\$1,460,937.23	\$2,581,404.75	\$12,516,793.53	\$30,976,856.17	(\$18,460,062.64)	40.41%



GoDurham
Income Statement by Department- January 2022

010 - Operations	Actual	Budget	YTD Actual	Annual Budget	Variance	%
	1/31/2022	1/31/2022	1/31/2022	6/30/2022		Achieved
Salaries	395,076.26	525,998.69	3,726,947.45	6,311,984.34	(2,585,036.89)	59.05%
Overtime	85,357.93	76,008.89	523,241.11	912,106.67	(388,865.56)	57.37%
Payroll Taxes - Operations	45,330.02	52,307.02	366,424.27	627,684.20	(261,259.93)	58.38%
Pension Expense - Operations	-	74,716.70	624,024.00	896,600.39	(272,576.39)	69.60%
Medical - Union Operations	42,408.99	126,220.31	613,038.35	1,514,643.70	(901,605.35)	40.47%
Medical - Non-Union	6,892.98	11,499.02	47,342.22	137,988.23	(90,646.01)	34.31%
Dental - Union Operations	3,627.74	4,116.45	24,125.92	49,397.35	(25,271.43)	48.84%
Dental - Non-Union	(117.05)	471.98	27.86	5,663.72	(5,635.86)	0.49%
Life Insurance - Operations	1,055.80	4,170.89	6,491.54	50,050.64	(43,559.10)	12.97%
L/T Disability - Operations	-	291.96	-	3,503.54	(3,503.54)	0.00%
FUI - Operations	3,547.57	1,575.00	4,523.91	18,900.00	(14,376.09)	23.94%
SUI - Operations	1,185.13	4,097.63	2,443.50	49,171.50	(46,728.00)	4.97%
W/C - Union Operators	-	38,193.79	478,065.00	458,325.42	19,739.58	104.31%
PTO - Sick	2,624.01	-	15,762.40	-	15,762.40	0.00%
PTO Sick - Operators	22,468.97	22,881.53	166,022.96	274,578.35	(108,555.39)	60.46%
PTO - Holiday	9,617.80	24,160.29	36,462.90	289,923.46	(253,460.56)	12.58%
Accrued Holiday Pay	55,594.09	-	126,780.68	-	126,780.68	0.00%
PTO - Vacation	2,633.91	32,005.99	34,021.73	384,071.89	(350,050.16)	8.86%
Accrued Vacation - Driver	39,111.67	-	264,209.64	-	264,209.64	0.00%
PTO - Other	561.75	2,696.46	1,777.70	32,357.53	(30,579.83)	5.49%
PTO Other - Operators	1,901.65	-	13,956.52	-	13,956.52	0.00%
Uniforms - Operations	4,004.11	5,041.67	41,031.32	60,500.00	(19,468.68)	67.82%
CDL/Class B License	-	483.33	901.25	5,800.00	(4,898.75)	15.54%
InterCo Service Level	6,265.27	-	24,699.32	-	24,699.32	0.00%
Security	53,873.75	50,353.33	348,128.44	604,240.00	(256,111.56)	57.61%
Armored Car	87.25	2,083.33	478.50	25,000.00	(24,521.50)	1.91%
Money Counters	-	-	315.00	-	315.00	0.00%
Tires	19,229.66	16,699.24	87,535.47	200,390.86	(112,855.39)	43.68%
Service Supplies/ Fare Media	-	2,083.33	-	25,000.00	(25,000.00)	0.00%
Service Enhancements	-	332,689.58	-	3,992,275.00	(3,992,275.00)	0.00%
Total	\$802,339.26	\$1,410,846.41	\$7,578,778.96	\$16,930,156.79	(\$9,351,377.83)	44.76%

041 - Vehicle Maintenance	Actual	Budget	YTD Actual	Annual Budget	Variance	%
	1/31/2022	1/31/2022	1/31/2022	6/30/2022		Achieved
Salaries	94,931.08	129,259.28	862,290.89	1,551,111.49	(688,820.60)	55.59%
Overtime	12,062.34	7,260.44	45,894.07	87,125.22	(41,231.15)	52.68%
Payroll Taxes - Veh	11,095.71	10,559.60	84,788.36	126,715.18	(41,926.82)	66.91%
Pension Expense - Veh	-	31,502.63	-	378,031.56	(378,031.56)	0.00%
Medical - Union Veh	9,979.29	24,939.16	61,481.49	299,269.94	(237,788.45)	20.54%
Medical - Non-Union Veh	(5,353.50)	5,915.23	8,079.70	70,982.71	(62,903.01)	11.38%
Dental - Union Veh	508.71	805.73	2,312.66	9,668.73	(7,356.07)	23.92%
Dental - Non-Union Veh	94.66	342.39	318.96	4,108.71	(3,789.75)	7.76%
Life Insurance - Veh	190.40	832.77	1,332.80	9,993.24	(8,660.44)	13.34%
L/T Disability - Veh	-	58.29	-	699.53	(699.53)	0.00%
FUI - Veh Maintenance	870.22	336.00	934.76	4,032.00	(3,097.24)	23.18%
SUI - Veh Maintenance	290.09	799.68	470.20	9,596.16	(9,125.96)	4.90%
W/C - Union Veh	-	4,583.25	-	54,999.05	(54,999.05)	0.00%
PTO - Sick	9,871.54	2,753.12	42,497.38	33,037.48	9,459.90	128.63%
PTO - Holiday	4,112.48	1,514.24	14,565.92	18,170.88	(3,604.96)	80.16%
PTO Holiday - Mechanics	9,439.76	-	20,928.54	-	20,928.54	0.00%
PTO Holiday - Veh Attendant	2,669.60	-	6,709.36	-	6,709.36	0.00%
Accrued Vacation -	7,882.96	-	75,818.31	-	75,818.31	0.00%
PTO - Other	-	333.04	5,235.70	3,996.47	1,239.23	131.01%
Uniforms - Veh Maintenance	3,786.16	3,033.33	19,677.89	36,400.00	(16,722.11)	54.06%
Shoe & Tool Allow - Veh	5,139.68	1,441.67	11,739.13	17,300.00	(5,560.87)	67.86%
Temporary Help - Veh	-	3,000.00	-	36,000.00	(36,000.00)	0.00%
Body & Paint	-	4,166.67	1,277.79	50,000.00	(48,722.21)	2.56%
Bus Pest Control	758.22	675.00	4,812.54	8,100.00	(3,287.46)	59.41%
Bus Electrical	-	416.67	-	5,000.00	(5,000.00)	0.00%
Generator	-	666.67	-	8,000.00	(8,000.00)	0.00%
Glass/ Non- Accident	-	2,083.33	1,222.59	25,000.00	(23,777.41)	4.89%
Bus HVAC	-	833.33	-	10,000.00	(10,000.00)	0.00%
Major /Outside Repair	15,398.55	5,000.00	49,888.19	60,000.00	(10,111.81)	83.15%
Non Revenue Vehicle Repair	10.58	-	289.20	-	289.20	0.00%
Towing	1,850.00	1,855.00	12,335.00	22,260.00	(9,925.00)	55.41%
Oil & Lubricants	11,656.85	11,110.65	45,244.17	133,327.77	(88,083.60)	33.93%
Non Revenue Veh Tires	-	-	101.88	-	101.88	0.00%
Transmissions/ DPIM	1,747.00	-	38,305.35	-	38,305.35	0.00%
Parts	78,714.98	75,413.49	548,939.52	904,961.93	(356,022.41)	60.66%
Bus Wash Supplies &	2,876.49	3,750.00	21,499.29	45,000.00	(23,500.71)	47.78%
Shop Supplies	6,407.54	3,416.67	33,440.89	41,000.00	(7,559.11)	81.56%
Physical Damage Insurance	-	3,629.17	-	43,550.00	(43,550.00)	0.00%


Accident Repair	-	-	6,876.85	-	6,876.85	0.00%
Less: Subrogation Recoveries	-	(2,083.33)	-	(25,000.00)	25,000.00	0.00%
Total	\$286,991.39	\$340,203.17	\$2,029,309.38	\$4,082,438.05	(\$2,053,128.67)	49.71%

042 - BLDG Maintenance	Actual	Budget	YTD Actual	Annual Budget	Variance	%
	1/31/2022	1/31/2022	1/31/2022	6/30/2022		Achieved
Salaries	34,354.67	33,590.87	310,535.06	403,090.48	(92,555.42)	77.04%
Overtime	3,213.68	1,401.66	10,350.20	16,819.92	(6,469.72)	61.54%
Payroll Taxes - Non-Veh	3,847.06	2,737.42	27,295.20	32,848.99	(5,553.79)	83.09%
Pension Expense - Non-Veh	-	8,710.42	-	104,525.04	(104,525.04)	0.00%
Medical - Union Non-Veh	10,654.86	6,067.74	68,227.62	72,812.87	(4,585.25)	93.70%
Medical - Non-Union Non-	11,314.22	1,835.67	54,736.34	22,027.98	32,708.36	248.49%
Dental - Union Non-Veh	121.64	308.15	760.08	3,697.74	(2,937.66)	20.56%
Dental - Non-Union Non-Veh	(56.94)	129.39	(262.32)	1,552.66	(1,814.98)	(16.89)%
Life Insurance - Non-Veh	14.00	218.28	98.00	2,619.33	(2,521.33)	3.74%
L/T Disability - Non-Veh Maintenance	-	15.28	-	183.35	(183.35)	0.00%
FUI - Non-Veh Maintenance	299.74	73.50	299.74	882.00	(582.26)	33.98%
SUI - Non-Veh Maintenance	100.58	174.93	144.89	2,099.16	(1,954.27)	6.90%
W/C - Union Non-Veh	-	954.85	7,938.00	11,458.14	(3,520.14)	69.28%
PTO - Sick	5,914.24	-	19,091.90	-	19,091.90	0.00%
PTO - Holiday	4,212.96	790.68	14,389.44	9,488.17	4,901.27	151.66%
PTO Holiday - Fac Attendant	2,382.16	-	5,154.56	-	5,154.56	0.00%
PTO - Vacation	2,178.00	-	20,828.64	-	20,828.64	0.00%
Uniforms - Non-Veh	-	758.33	-	9,100.00	(9,100.00)	0.00%
Shoe & Tool Allow - Non-Veh	-	175.00	683.62	2,100.00	(1,416.38)	32.55%
Custodial	18,597.00	-	113,099.12	-	113,099.12	0.00%
Building HVAC	-	1,666.67	4,889.01	20,000.00	(15,110.99)	24.45%
Building Electrical	-	1,250.00	9,103.16	15,000.00	(5,896.84)	60.69%
Plumbing	3,523.00	833.33	6,677.22	10,000.00	(3,322.78)	66.77%
Building Gen Repairs	1,966.84	14,500.00	18,271.38	174,000.00	(155,728.62)	10.50%
Grounds/ Cleaning	3,326.00	3,916.67	29,625.00	47,000.00	(17,375.00)	63.03%
Radio/Access System	-	516.67	-	6,200.00	(6,200.00)	0.00%
Building Pest Control	247.50	333.33	1,412.50	4,000.00	(2,587.50)	35.31%
Shop Equip Repair	1,855.00	1,393.38	23,483.29	16,720.56	6,762.73	140.45%
Farebox Parts	2,962.50	5,000.00	22,253.80	60,000.00	(37,746.20)	37.09%
Farebox Cleaning	88.76	500.00	1,171.10	6,000.00	(4,828.90)	19.52%
Facility Tools	6,312.00	-	21,243.08	-	21,243.08	0.00%
Facility Cleaning	61.62	21,666.67	984.46	260,000.00	(259,015.54)	0.38%
Facility Equip Repairs	-	1,166.67	41.74	14,000.00	(13,958.26)	0.30%
Facility Equip Cleaning	-	1,416.67	313.78	17,000.00	(16,686.22)	1.85%
Total	\$117,491.09	\$112,102.23	\$792,839.61	\$1,345,226.39	(\$552,386.78)	58.94%

160 - Administration	Actual	Budget	YTD Actual	Annual Budget	%	%
	1/31/2022	1/31/2022	1/31/2022	6/30/2022	Variance	Achieved
Salaries	61,985.22	115,837.23	620,035.24	1,390,046.68	(770,011.44)	44.61%
Overtime	1,250.93	-	8,995.88	-	8,995.88	0.00%
Payroll Taxes - General	5,492.16	9,244.05	49,832.53	110,928.57	(61,096.04)	44.92%
Pension Expense - General	3,078.14	20,054.26	263,612.09	240,651.13	22,960.96	109.54%
Medical - Non-Union General	13,596.63	18,368.42	95,012.10	220,421.05	(125,408.95)	43.10%
Dental - Non-Union General	630.02	613.75	4,592.52	7,364.95	(2,772.43)	62.36%
Life Insurance - General	294.00	737.11	2,058.00	8,845.28	(6,787.28)	23.27%
L/T Disability - General Admin	-	51.60	-	619.17	(619.17)	0.00%
FUI - General Admin	392.41	262.50	527.39	3,150.00	(2,622.61)	16.74%
SUI - General Admin	143.59	624.75	303.47	7,497.00	(7,193.53)	4.05%
W/C - Non-Union General	-	571.86	-	6,862.28	(6,862.28)	0.00%
PTO - Sick	7,566.70	-	21,589.23	-	21,589.23	0.00%
PTO - Holiday	10,189.08	-	39,368.05	-	39,368.05	0.00%
Accrued Vacation - Staff	3,435.73	-	49,658.77	-	49,658.77	0.00%
PTO - Other	-	349.04	3,325.56	4,188.48	(862.92)	79.40%
Uniforms	-	175.00	-	2,100.00	(2,100.00)	0.00%
InterCo Service Level	-	3,166.67	-	38,000.00	(38,000.00)	0.00%
Audit	-	2,500.00	19,400.00	30,000.00	(10,600.00)	64.67%
Background/License Checks	153.76	1,260.00	9,456.56	15,120.00	(5,663.44)	62.54%
Drug Screens	1,034.70	2,750.00	11,208.68	33,000.00	(21,791.32)	33.97%
Environmental Costs	3,072.17	2,500.00	26,405.57	30,000.00	(3,594.43)	88.02%
Outside Legal Services	15,176.14	2,500.00	37,341.36	30,000.00	7,341.36	124.47%
Payroll	-	3,083.33	-	37,000.00	(37,000.00)	0.00%
Physicals	-	1,000.00	3,444.27	12,000.00	(8,555.73)	28.70%
Other Professional	36,595.53	38,335.92	212,822.69	460,031.00	(247,208.31)	46.26%
Temporary Help - General	8,250.66	-	47,112.34	-	47,112.34	0.00%
Computer Maintenance	5,270.56	14,833.33	56,743.92	178,000.00	(121,256.08)	31.88%
Office Equip Maintenance	-	433.33	-	5,200.00	(5,200.00)	0.00%
Office Equipment (NonCap)	-	-	210.00	-	210.00	0.00%
Other Admin Contract - Fire	-	333.33	-	4,000.00	(4,000.00)	0.00%
Brochures	-	333.33	-	4,000.00	(4,000.00)	0.00%
Data Processing	-	250.00	-	3,000.00	(3,000.00)	0.00%
Office Supplies	2,201.37	2,500.00	11,902.21	30,000.00	(18,097.79)	39.67%
Postage	798.00	500.00	1,610.00	6,000.00	(4,390.00)	26.83%
Safety Training & Ed	770.05	2,125.00	1,178.13	25,500.00	(24,321.87)	4.62%
Schedules	-	3,333.33	-	40,000.00	(40,000.00)	0.00%
Printed Materials	-	335.25	6,734.40	4,023.00	2,711.40	167.40%
Telephone - Cell & Landline	6,641.67	2,290.00	56,029.28	27,480.00	28,549.28	203.89%

Electric	3,736.47	5,416.67	35,339.85	65,000.00	(29,660.15)	54.37%
Gas Utilities	7,666.03	2,916.67	18,024.59	35,000.00	(16,975.41)	51.50%
Water & Sewer	2,536.46	1,833.33	13,238.09	22,000.00	(8,761.91)	60.17%
Parking	-	166.67	-	2,000.00	(2,000.00)	0.00%
Auto/GL Insurance	13,593.71	169,583.33	70,974.85	2,035,000.00	(1,964,025.15)	3.49%
Sales & Use Taxes	13,828.88	-	82,833.79	-	82,833.79	0.00%
Dues & Subscriptions	-	2,916.67	7,475.80	35,000.00	(27,524.20)	21.36%
Travel & Meetings	-	3,833.33	3,679.82	46,000.00	(42,320.18)	8.00%
Penalties & Fines	-	500.00	-	6,000.00	(6,000.00)	0.00%
Advertising	-	7,666.67	68,580.43	92,000.00	(23,419.57)	74.54%
COVID-19	22,557.73	19,166.67	88,368.99	230,000.00	(141,631.01)	38.42%
Legal Advertising	-	166.67	-	2,000.00	(2,000.00)	0.00%
Roadeo	-	583.33	-	7,000.00	(7,000.00)	0.00%
Awards	255.47	8,917.20	53,997.81	107,006.35	(53,008.54)	50.46%
Employee Promotions	-	416.67	-	5,000.00	(5,000.00)	0.00%
Bank Charges	955.91	2,500.00	4,621.01	30,000.00	(25,378.99)	15.40%
Capital	2,055.00	240,416.67	3,578.76	2,885,000.00	(2,881,421.24)	0.12%
Misc	(1,089.39)	-	4,641.55	-	4,641.55	0.00%
Total	254,115.49	718,252.94	2,115,865.58	8,619,034.94	(6,503,169.36)	24.55%

Contract 3137		February-22	
Revenues			
Advertising Revenue	\$	-	5310U051 658900
Vending Revenue	\$	-	5310U051 658900
Other	\$	-	5310U051 658900
Farebox/Ticket	\$	-	5310U051 644020
Total Revenue	\$	-	
Total Expenses			
	\$	1,256,351.53	
Less: Pension	\$	-	
Less: Robertson	\$	-	
Net Expenses	\$	1,256,351.53	
Breakdown of Expenses			
	\$	245,020.72	5310U051 728610
	\$	323,153.66	5300U050 728610 USC22
	\$	688,177.15	5310U051 728610 USCA2
			5300U050 728610
Eligible Grant Expenses			
Department 41	\$	229,372.58	
Department 42	\$	93,781.08	
Operating Expenses (CARES - Dept 10)	\$	688,177.15	
Total Grant Expenses	\$	1,011,330.81	
Replenishment Amount	\$	1,256,351.53	



Tonya Dupree
Finance Director
1903 Fay Street
Durham, NC 27704
(919) 560-1545 x36104
Fax (919) 560-1541

March 18, 2022

**Triangle Transit
Mrs. Sandra Freeman
4600 Emperor Blvd Ste. 1000
Durham, NC 27703**

Dear Mrs. Freeman,

Please find enclosed a copy of the income statement, reconciliation, and supporting documentation for the period ending February 28, 2022. Upon review and approval of the February funding request, we are asking the City of Durham to replenish \$1,256,351.53 to the cash account of GoDurham. This amount will restore the working capital fund as of February 28, 2022 to \$3,400,000.

Sincerely,

A handwritten signature in black ink that reads "Tonya Dupree". The signature is written in a cursive, flowing style.

**Tonya Dupree
Finance Director
GoDurham**

Go Durham

Reconciliation -February 2022

GL Balance:

Revenue:	\$1,463,011.65
Less: City Reimbursements	<u>(1,459,334.72)</u>
	\$ 3,676.93
Total Expenses- IS	\$1,260,028.46
	\$ 1,260,028.46

Revenue over Expenses: (\$1,256,351.53)

Bank Balance:

Deposits:	3,917.40	
Less Account Adjustment:	<u>(240.47)</u>	Internal bank transfer from payroll account
Net Deposits:	\$ 3,676.93	

Withdrawals:

Check Register	\$ 367,106.46	
Less: Supplemental Ins./ Garn.	<u>(111,693.11)</u>	
401K Loans/ Contributions	40,243.92	
ACH Payroll Taxes	221,440.22	
Direct Deposit Payroll	603,966.00	
Electronic Payments	4,638.56	Paycor Service Charges
Electronic Payments: Garnishments	12,407.79	
Electronic Payments	240.47	transfer to clearing account
Electronic Payments	899.00	D&B
Bank Charges	<u>505.97</u>	

Total Cash Disbursement \$ 1,139,755.28

Revenue over Expenses: \$ (1,136,078.35)

Variance GL to BS: (\$120,273.18)

Bank Balance: Net Expenses \$ 1,136,078.35

Supp. Ins./ Garn. 120,273.18 Expensed in February paid in March

\$ 1,256,351.53

Book Balance: Net Expenses \$ 1,256,351.53

\$ 1,256,351.53

Unreconciled Difference 0.00

\$ 1,256,351.53

Replenishment Request \$ 1,256,351.53



GoDurham
Summary- Income Statement- February 2022

	<u>Actual</u> <u>2/28/2022</u>	<u>Budget</u> <u>2/28/2022</u>	<u>YTD Actual</u> <u>2/28/2022</u>	<u>Annual Budget</u> <u>6/30/2022</u>	<u>Variance</u>	<u>%</u> <u>Achieved</u>
Vending Revenue	\$1,597.48	\$1,105.43	\$11,980.62	\$13,265.10	(\$1,284.48)	90.32%
Other	\$2,079.45	\$416.67	\$6,056.30	\$5,000.00	\$1,056.30	121.13%
Farebox/Ticket Sales	\$0.00	\$191,409.65	\$0.00	\$2,296,915.77	(\$2,296,915.77)	0.00%
Total Revenues	\$3,676.93	\$192,931.75	\$18,036.92	\$2,315,180.87	(\$2,297,143.95)	0.78%

	<u>Actual</u> <u>2/28/2022</u>	<u>Budget</u> <u>2/28/2022</u>	<u>YTD Actual</u> <u>2/28/2022</u>	<u>Annual Budget</u> <u>6/30/2022</u>	<u>Variance</u>	<u>%</u> <u>Achieved</u>
Regular Wages	708,306.45	804,686.07	6,228,115.09	9,656,232.99	(3,428,117.90)	64.50%
OT	65,389.18	84,670.99	653,870.44	1,016,051.81	(362,181.37)	64.35%
Payroll Taxes	62,416.35	74,848.09	590,756.71	898,176.94	(307,420.23)	65.77%
Pension Expense	2,970.48	134,984.01	890,606.57	1,619,808.12	(729,201.55)	54.98%
Medical - Union	(9,095.19)	157,227.21	733,652.27	1,886,726.51	(1,153,074.24)	38.88%
Medical - Non-Union	(7,869.54)	37,618.34	197,300.82	451,419.97	(254,119.15)	43.71%
Dental - Union	4,014.01	5,230.33	31,212.67	62,763.82	(31,551.15)	49.73%
Dental - Non-Union	355.18	1,557.51	5,032.20	18,690.04	(13,657.84)	26.92%
Life Insurance	-	5,959.05	9,980.34	71,508.49	(61,528.15)	13.96%
L/T Disability	-	417.13	-	5,005.59	(5,005.59)	0.00%
FUI - Operations	2,472.90	2,247.00	8,758.70	26,964.00	(18,205.30)	32.48%
SUI - Operations	1,631.96	5,696.99	4,994.02	68,363.82	(63,369.80)	7.31%
W/C - Union	-	43,731.89	486,003.00	524,782.61	(38,779.61)	92.61%
W/C - Non-Union	10,750.00	571.86	10,750.00	6,862.28	3,887.72	156.65%
PTO - Sick	30,704.82	25,634.65	295,668.69	307,615.83	(11,947.14)	96.12%
PTO - Holiday	-	26,465.21	264,359.45	317,582.51	(53,223.06)	83.24%
PTO - Vacation	42,721.44	32,005.99	487,258.53	384,071.89	103,186.64	126.87%
PTO - Other	3,265.75	3,378.54	27,561.23	40,542.48	(12,981.25)	67.98%
Uniforms	5,016.78	9,008.33	65,725.99	108,100.00	(42,374.01)	60.80%
CDL/Class B License	334.75	483.33	1,236.00	5,800.00	(4,564.00)	21.31%
Shoe & Tool Allow	1,168.89	1,616.67	13,591.64	19,400.00	(5,808.36)	70.06%
InterCo Service Level	-	3,166.67	24,699.32	38,000.00	(13,300.68)	65.00%
Audit	-	2,500.00	19,400.00	30,000.00	(10,600.00)	64.67%
Background/License Check	2,055.80	1,260.00	11,512.36	15,120.00	(3,607.64)	76.14%

Drug Screens	5,432.22	2,750.00	16,640.90	33,000.00	(16,359.10)	50.43%
Environmental Costs	11,667.37	2,500.00	38,072.94	30,000.00	8,072.94	126.91%
Outside Legal Services	-	2,500.00	37,341.36	30,000.00	7,341.36	124.47%
Payroll	-	3,083.33	-	37,000.00	(37,000.00)	0.00%
Physicals	562.00	1,000.00	4,006.27	12,000.00	(7,993.73)	33.39%
Other Professional	36,145.56	38,335.92	248,968.25	460,031.00	(211,062.75)	54.12%
Temporary Help	6,667.20	3,000.00	53,779.54	36,000.00	17,779.54	149.39%
Body & Paint	-	4,166.67	1,277.79	50,000.00	(48,722.21)	2.56%
Bus Pest Control	675.72	675.00	5,488.26	8,100.00	(2,611.74)	67.76%
Bus Electrical	-	416.67	-	5,000.00	(5,000.00)	0.00%
Generator	-	666.67	-	8,000.00	(8,000.00)	0.00%
Glass/ Non- Accident	1,855.00	2,083.33	3,077.59	25,000.00	(21,922.41)	12.31%
Bus HVAC	-	833.33	-	10,000.00	(10,000.00)	0.00%
Major /Outside Repair	2,084.72	5,000.00	51,972.91	60,000.00	(8,027.09)	86.62%
Non Revenue Vehicle Repa	13.98	-	303.18	-	303.18	0.00%
Custodial	18,653.00	-	131,752.12	-	131,752.12	0.00%
Security	60,562.50	50,353.33	408,690.94	604,240.00	(195,549.06)	67.64%
Armored Car	84.73	2,083.33	563.23	25,000.00	(24,436.77)	2.25%
Building HVAC	-	1,666.67	4,889.01	20,000.00	(15,110.99)	24.45%
Building Electrical	10,506.23	1,250.00	19,609.39	15,000.00	4,609.39	130.73%
Plumbing	142.00	833.33	6,819.22	10,000.00	(3,180.78)	68.19%
Building Gen Repairs	7,255.54	14,500.00	25,526.92	174,000.00	(148,473.08)	14.67%
Grounds/ Cleaning	3,326.00	3,916.67	32,951.00	47,000.00	(14,049.00)	70.11%
Radio/Access System	-	516.67	-	6,200.00	(6,200.00)	0.00%
Building Pest Control	163.23	333.33	1,575.73	4,000.00	(2,424.27)	39.39%
Shop Equip Repair	345.88	1,393.38	23,829.17	16,720.56	7,108.61	142.51%
Computer Maintenance	3,982.22	14,833.33	60,726.14	178,000.00	(117,273.86)	34.12%
Office Equip Maintenance	-	433.33	-	5,200.00	(5,200.00)	0.00%
Office Equipment (NonCap	-	-	210.00	-	210.00	0.00%
Money Counters	-	-	315.00	-	315.00	0.00%
Towing	1,250.00	1,855.00	13,585.00	22,260.00	(8,675.00)	61.03%
Other Admin Contract - Fir	2,894.25	333.33	2,894.25	4,000.00	(1,105.75)	72.36%
Oil & Lubricants	2,887.08	11,110.65	48,131.25	133,327.77	(85,196.52)	36.10%
Tires	10,645.18	16,699.24	98,180.65	200,390.86	(102,210.21)	48.99%
Non Revenue Veh Tires	-	-	101.88	-	101.88	0.00%
Parts	15,334.81	-	53,640.16	-	53,640.16	0.00%
Service Supplies/ Fare Mec	-	2,083.33	-	25,000.00	(25,000.00)	0.00%
Parts	51,293.59	75,413.49	600,233.11	904,961.93	(304,728.82)	66.33%
Bus Wash Supplies &	314.41	3,750.00	21,813.70	45,000.00	(23,186.30)	48.47%
Shop Supplies	7,316.95	3,416.67	40,757.84	41,000.00	(242.16)	99.41%

Farebox Parts	-	5,000.00	22,253.80	60,000.00	(37,746.20)	37.09%
Farebox Cleaning	2.00	500.00	1,173.10	6,000.00	(4,826.90)	19.55%
Facility Tools	-	-	21,243.08	-	21,243.08	0.00%
Facility Cleaning	22.48	21,666.67	1,006.94	260,000.00	(258,993.06)	0.39%
Facility Equip Repairs	-	1,166.67	41.74	14,000.00	(13,958.26)	0.30%
Facility Equip Cleaning	-	1,416.67	313.78	17,000.00	(16,686.22)	1.85%
Brochures	-	333.33	-	4,000.00	(4,000.00)	0.00%
Data Processing	-	250.00	-	3,000.00	(3,000.00)	0.00%
Office Supplies	1,516.55	2,500.00	13,418.76	30,000.00	(16,581.24)	44.73%
Postage	379.96	500.00	1,989.96	6,000.00	(4,010.04)	33.17%
Safety Training & Ed	497.25	2,125.00	1,675.38	25,500.00	(23,824.62)	6.57%
Schedules	-	3,333.33	-	40,000.00	(40,000.00)	0.00%
Printed Materials	808.47	335.25	7,542.87	4,023.00	3,519.87	187.49%
Telephone - Cell & Landline	5,706.76	2,290.00	61,736.04	27,480.00	34,256.04	224.66%
Electric	96.27	5,416.67	35,436.12	65,000.00	(29,563.88)	54.52%
Gas Utilities	12,901.82	2,916.67	30,926.41	35,000.00	(4,073.59)	88.36%
Water & Sewer	2,285.08	1,833.33	15,523.17	22,000.00	(6,476.83)	70.56%
Parking	-	166.67	-	2,000.00	(2,000.00)	0.00%
Physical Damage Insurance	-	3,629.17	-	43,550.00	(43,550.00)	0.00%
Accident Repair	-	169,583.33	77,851.70	2,035,000.00	(1,957,148.30)	3.83%
Subrogation Recoveries	-	(2,083.33)	-	(25,000.00)	25,000.00	0.00%
Sales & Use Taxes	11,322.37	-	94,156.16	-	94,156.16	0.00%
Dues & Subscriptions	-	2,916.67	7,475.80	35,000.00	(27,524.20)	21.36%
Service Enhancements	-	332,689.58	-	3,992,275.00	(3,992,275.00)	0.00%
Travel & Meetings	1,710.40	3,833.33	5,390.22	46,000.00	(40,609.78)	11.72%
Penalties & Fines	-	500.00	-	6,000.00	(6,000.00)	0.00%
Advertising	1,486.97	7,666.67	70,067.40	92,000.00	(21,932.60)	76.16%
COVID-19	16,801.84	19,166.67	105,170.83	230,000.00	(124,829.17)	45.73%
Legal Advertising	-	166.67	-	2,000.00	(2,000.00)	0.00%
Roadeo	-	583.33	-	7,000.00	(7,000.00)	0.00%
Awards	8,504.31	8,917.20	62,502.12	107,006.35	(44,504.23)	58.41%
Employee	-	416.67	-	5,000.00	(5,000.00)	0.00%
Bank Charges	570.96	2,500.00	5,191.97	30,000.00	(24,808.03)	17.31%
Capital	6,960.00	240,416.67	10,538.76	2,885,000.00	(2,874,461.24)	0.37%
Misc	(216.41)	-	4,425.14	-	4,425.14	0.00%
Total Expenses	<u>\$1,260,028.46</u>	<u>\$2,581,404.75</u>	<u>\$13,776,821.99</u>	<u>\$30,976,856.17</u>	<u>(\$17,200,034.18)</u>	<u>44.47%</u>



GoDurham
Income Statement by Department- February 2022

010 - Operations	Actual	Budget	YTD Actual	Annual Budget	Variance	%
	<u>2/28/2022</u>	<u>2/28/2022</u>	<u>2/28/2022</u>	<u>6/30/2022</u>		<u>Achieved</u>
Salaries	462,924.78	525,998.69	4,189,872.23	6,311,984.34	(2,122,529.76)	66.37%
Overtime	57,191.79	76,008.89	580,432.90	912,106.67	(331,673.77)	63.64%
Payroll Taxes - Operations	42,324.41	52,307.02	408,748.68	627,684.20	(218,935.52)	65.12%
Pension Expense - Operations	-	74,716.70	624,024.00	896,600.39	(272,576.39)	69.60%
Medical - Union Operations	(7,966.06)	126,220.31	605,072.29	1,514,643.70	(909,571.41)	39.95%
Medical - Non-Union	(2,628.32)	11,499.02	44,713.90	137,988.23	(93,274.33)	32.40%
Dental - Union Operations	3,341.62	4,116.45	27,467.54	49,397.35	(21,929.81)	55.61%
Dental - Non-Union	(118.04)	471.98	(90.18)	5,663.72	(5,753.90)	(1.59%)
Life Insurance - Operations	-	4,170.89	6,491.54	50,050.64	(43,559.10)	12.97%
L/T Disability - Operations	-	291.96	-	3,503.54	(3,503.54)	0.00%
FUI - Operations	1,862.73	1,575.00	6,386.64	18,900.00	(12,513.36)	33.79%
SUI - Operations	1,106.64	4,097.63	3,550.14	49,171.50	(45,621.36)	7.22%
W/C - Union Operators	-	38,193.79	478,065.00	458,325.42	19,739.58	104.31%
PTO - Sick	2,390.43	-	18,152.83	-	18,152.83	0.00%
PTO Sick - Operators	17,780.60	22,881.53	183,803.56	274,578.35	(90,774.79)	66.94%
PTO - Holiday	-	24,160.29	36,462.90	289,923.46	(253,460.56)	12.58%
Accrued Holiday Pay	-	-	126,780.68	-	126,780.68	0.00%
PTO - Vacation	2,960.15	32,005.99	36,981.88	384,071.89	(347,090.01)	9.63%
Accrued Vacation - Driver	30,695.05	-	294,904.69	-	294,904.69	0.00%
PTO - Other	275.53	2,696.46	2,053.23	32,357.53	(30,304.30)	6.35%
PTO Other - Operators	1,928.62	-	15,885.14	-	15,885.14	0.00%
Uniforms - Operations	2,420.06	5,041.67	43,451.38	60,500.00	(17,048.62)	71.82%
CDL/Class B License	334.75	483.33	1,236.00	5,800.00	(4,564.00)	21.31%
InterCo Service Level	-	-	24,699.32	-	24,699.32	0.00%
Security	60,562.50	50,353.33	408,690.94	604,240.00	(195,549.06)	67.64%
Armored Car	84.73	2,083.33	563.23	25,000.00	(24,436.77)	2.25%
Money Counters	-	-	315.00	-	315.00	0.00%
Tires	10,645.18	16,699.24	98,180.65	200,390.86	(102,210.21)	48.99%
Service Supplies/ Fare Media	-	2,083.33	-	25,000.00	(25,000.00)	0.00%
Service Enhancements	-	332,689.58	-	3,992,275.00	(3,992,275.00)	0.00%
Total	<u>\$688,117.15</u>	<u>\$1,410,846.41</u>	<u>\$8,266,896.11</u>	<u>\$16,930,156.79</u>	<u>(\$8,663,260.68)</u>	<u>48.83%</u>

041 - Vehicle Maintenance	Actual	Budget	YTD Actual	Annual Budget		%
	2/28/2022	2/28/2022	2/28/2022	6/30/2022	Variance	Achieved
Salaries	114,109.46	129,259.28	976,400.35	1,551,111.49	(574,711.14)	62.95%
Overtime	5,491.41	7,260.44	51,385.48	87,125.22	(35,739.74)	58.98%
Payroll Taxes - Veh	10,595.21	10,559.60	95,383.57	126,715.18	(31,331.61)	75.27%
Pension Expense - Veh	-	31,502.63	-	378,031.56	(378,031.56)	0.00%
Medical - Union Veh	(1,029.13)	24,939.16	60,452.36	299,269.94	(238,817.58)	20.20%
Medical - Non-Union Veh	(2,042.92)	5,915.23	6,036.78	70,982.71	(64,945.93)	8.50%
Dental - Union Veh	550.75	805.73	2,863.41	9,668.73	(6,805.32)	29.62%
Dental - Non-Union Veh	94.66	342.39	413.62	4,108.71	(3,695.09)	10.07%
Life Insurance - Veh	-	832.77	1,332.80	9,993.24	(8,660.44)	13.34%
L/T Disability - Veh	-	58.29	-	699.53	(699.53)	0.00%
FUI - Veh Maintenance	333.57	336.00	1,268.33	4,032.00	(2,763.67)	31.46%
SUI - Veh Maintenance	277.03	799.68	747.23	9,596.16	(8,848.93)	7.79%
W/C - Union Veh	-	4,583.25	-	54,999.05	(54,999.05)	0.00%
PTO - Sick	6,269.95	2,753.12	48,767.33	33,037.48	15,729.85	147.61%
PTO - Holiday	-	1,514.24	14,565.92	18,170.88	(3,604.96)	80.16%
PTO Holiday - Mechanics	-	-	20,928.54	-	20,928.54	0.00%
PTO Holiday - Veh Attendant	-	-	6,709.36	-	6,709.36	0.00%
Accrued Vacation -	6,869.12	-	82,687.43	-	82,687.43	0.00%
PTO - Other	1,061.60	333.04	6,297.30	3,996.47	2,300.83	157.57%
Uniforms - Veh Maintenance	2,596.72	3,033.33	22,274.61	36,400.00	(14,125.39)	61.19%
Shoe & Tool Allow - Veh	1,168.89	1,441.67	12,908.02	17,300.00	(4,391.98)	74.61%
Temporary Help - Veh	-	3,000.00	-	36,000.00	(36,000.00)	0.00%
Body & Paint	-	4,166.67	1,277.79	50,000.00	(48,722.21)	2.56%
Bus Pest Control	675.72	675.00	5,488.26	8,100.00	(2,611.74)	67.76%
Bus Electrical	-	416.67	-	5,000.00	(5,000.00)	0.00%
Generator	-	666.67	-	8,000.00	(8,000.00)	0.00%
Glass/ Non- Accident	1,855.00	2,083.33	3,077.59	25,000.00	(21,922.41)	12.31%
Bus HVAC	-	833.33	-	10,000.00	(10,000.00)	0.00%
Major /Outside Repair	2,084.72	5,000.00	51,972.91	60,000.00	(8,027.09)	86.62%
Non Revenue Vehicle Repair	13.98	-	303.18	-	303.18	0.00%
Towing	1,250.00	1,855.00	13,585.00	22,260.00	(8,675.00)	61.03%
Oil & Lubricants	2,887.08	11,110.65	48,131.25	133,327.77	(85,196.52)	36.10%
Non Revenue Veh Tires	-	-	101.88	-	101.88	0.00%
Transmissions/ DPIM	15,334.81	-	53,640.16	-	53,640.16	0.00%
Parts	51,293.59	75,413.49	600,233.11	904,961.93	(304,728.82)	66.33%
Bus Wash Supplies &	314.41	3,750.00	21,813.70	45,000.00	(23,186.30)	48.47%
Shop Supplies	7,316.95	3,416.67	40,757.84	41,000.00	(242.16)	99.41%
Physical Damage Insurance	-	3,629.17	-	43,550.00	(43,550.00)	0.00%

Accident Repair	-	-	6,876.85	-	6,876.85	0.00%
Less: Subrogation Recoveries	-	(2,083.33)	-	(25,000.00)	25,000.00	0.00%
Total	\$229,372.58	\$340,203.17	\$2,258,681.96	\$4,082,438.05	(\$1,823,756.09)	55.33%

042 - BLDG Maintenance	Actual	Budget	YTD Actual	Annual Budget		%
	2/28/2022	2/28/2022	2/28/2022	6/30/2022	Variance	Achieved
Salaries	43,839.39	33,590.87	354,374.45	403,090.48	(48,716.03)	87.91%
Overtime	2,497.31	1,401.66	12,847.51	16,819.92	(3,972.41)	76.38%
Payroll Taxes - Non-Veh	3,614.30	2,737.42	30,909.50	32,848.99	(1,939.49)	94.10%
Pension Expense - Non-Veh	-	8,710.42	-	104,525.04	(104,525.04)	0.00%
Medical - Union Non-Veh	(100.00)	6,067.74	68,127.62	72,812.87	(4,685.25)	93.57%
Medical - Non-Union Non-	(1,143.70)	1,835.67	53,592.64	22,027.98	31,564.66	243.29%
Dental - Union Non-Veh	121.64	308.15	881.72	3,697.74	(2,816.02)	23.84%
Dental - Non-Union Non-Veh	(56.94)	129.39	(319.26)	1,552.66	(1,871.92)	(20.56%)
Life Insurance - Non-Veh	-	218.28	98.00	2,619.33	(2,521.33)	3.74%
L/T Disability - Non-Veh Maintenance	-	15.28	-	183.35	(183.35)	0.00%
FUI - Non-Veh Maintenance	104.80	73.50	404.54	882.00	(477.46)	45.87%
SUI - Non-Veh Maintenance	94.48	174.93	239.37	2,099.16	(1,859.79)	11.40%
W/C - Union Non-Veh	-	954.85	7,938.00	11,458.14	(3,520.14)	69.28%
PTO - Sick	2,884.08	-	21,975.98	-	21,975.98	0.00%
PTO - Holiday	-	790.68	14,389.44	9,488.17	4,901.27	151.66%
PTO Holiday - Fac Attendant	-	-	5,154.56	-	5,154.56	0.00%
PTO - Vacation	1,509.36	-	22,338.00	-	22,338.00	0.00%
Uniforms - Non-Veh	-	758.33	-	9,100.00	(9,100.00)	0.00%
Shoe & Tool Allow - Non-Veh	-	175.00	683.62	2,100.00	(1,416.38)	32.55%
Custodial	18,653.00	-	131,752.12	-	131,752.12	0.00%
Building HVAC	-	1,666.67	4,889.01	20,000.00	(15,110.99)	24.45%
Building Electrical	10,506.23	1,250.00	19,609.39	15,000.00	4,609.39	130.73%
Plumbing	142.00	833.33	6,819.22	10,000.00	(3,180.78)	68.19%
Building Gen Repairs	7,255.54	14,500.00	25,526.92	174,000.00	(148,473.08)	14.67%
Grounds/ Cleaning	3,326.00	3,916.67	32,951.00	47,000.00	(14,049.00)	70.11%
Radio/Access System	-	516.67	-	6,200.00	(6,200.00)	0.00%
Building Pest Control	163.23	333.33	1,575.73	4,000.00	(2,424.27)	39.39%
Shop Equip Repair	345.88	1,393.38	23,829.17	16,720.56	7,108.61	142.51%
Farebox Parts	-	5,000.00	22,253.80	60,000.00	(37,746.20)	37.09%
Farebox Cleaning	2.00	500.00	1,173.10	6,000.00	(4,826.90)	19.55%
Facility Tools	-	-	21,243.08	-	21,243.08	0.00%
Facility Cleaning	22.48	21,666.67	1,006.94	260,000.00	(258,993.06)	0.39%
Facility Equip Repairs	-	1,166.67	41.74	14,000.00	(13,958.26)	0.30%
Facility Equip Cleaning	-	1,416.67	313.78	17,000.00	(16,686.22)	1.85%
Total	\$93,781.08	\$112,102.23	\$886,620.69	\$1,345,226.39	(\$458,605.70)	65.91%

160 - Administration	Actual	Budget	YTD Actual	Annual Budget		%
	2/28/2022	2/28/2022	2/28/2022	6/30/2022	Variance	Achieved
Salaries	87,432.82	115,837.23	707,468.06	1,390,046.68	(682,578.62)	50.90%
Overtime	208.67	-	9,204.55	-	9,204.55	0.00%
Payroll Taxes - General	5,882.43	9,244.05	55,714.96	110,928.57	(55,213.61)	50.23%
Pension Expense - General	2,970.48	20,054.26	266,582.57	240,651.13	25,931.44	110.78%
Medical - Non-Union General	(2,054.60)	18,368.42	92,957.50	220,421.05	(127,463.55)	42.17%
Dental - Non-Union General	435.50	613.75	5,028.02	7,364.95	(2,336.93)	68.27%
Life Insurance - General	-	737.11	2,058.00	8,845.28	(6,787.28)	23.27%
L/T Disability - General Admin	-	51.60	-	619.17	(619.17)	0.00%
FUI - General Admin	171.80	262.50	699.19	3,150.00	(2,450.81)	22.20%
SUI - General Admin	153.81	624.75	457.28	7,497.00	(7,039.72)	6.10%
W/C - Non-Union General	10,750.00	571.86	10,750.00	6,862.28	3,887.72	156.65%
PTO - Sick	1,379.76	-	22,968.99	-	22,968.99	0.00%
PTO - Holiday	-	-	39,368.05	-	39,368.05	0.00%
Accrued Vacation - Staff	687.76	-	50,346.53	-	50,346.53	0.00%
PTO - Other	-	349.04	3,325.56	4,188.48	(862.92)	79.40%
Uniforms	-	175.00	-	2,100.00	(2,100.00)	0.00%
InterCo Service Level	-	3,166.67	-	38,000.00	(38,000.00)	0.00%
Audit	-	2,500.00	19,400.00	30,000.00	(10,600.00)	64.67%
Background/License Checks	2,055.80	1,260.00	11,512.36	15,120.00	(3,607.64)	76.14%
Drug Screens	5,432.22	2,750.00	16,640.90	33,000.00	(16,359.10)	50.43%
Environmental Costs	11,667.37	2,500.00	38,072.94	30,000.00	8,072.94	126.91%
Outside Legal Services	-	2,500.00	37,341.36	30,000.00	7,341.36	124.47%
Payroll	-	3,083.33	-	37,000.00	(37,000.00)	0.00%
Physicals	562.00	1,000.00	4,006.27	12,000.00	(7,993.73)	33.39%
Other Professional	36,145.56	38,335.92	248,968.25	460,031.00	(211,062.75)	54.12%
Temporary Help - General	6,667.20	-	53,779.54	-	53,779.54	0.00%
Computer Maintenance	3,982.22	14,833.33	60,726.14	178,000.00	(117,273.86)	34.12%
Office Equip Maintenance	-	433.33	-	5,200.00	(5,200.00)	0.00%
Office Equipment (NonCap)	-	-	210.00	-	210.00	0.00%
Other Admin Contract - Fire	2,894.25	333.33	2,894.25	4,000.00	(1,105.75)	72.36%
Brochures	-	333.33	-	4,000.00	(4,000.00)	0.00%
Data Processing	-	250.00	-	3,000.00	(3,000.00)	0.00%
Office Supplies	1,516.55	2,500.00	13,418.76	30,000.00	(16,581.24)	44.73%
Postage	379.96	500.00	1,989.96	6,000.00	(4,010.04)	33.17%
Safety Training & Ed	497.25	2,125.00	1,675.38	25,500.00	(23,824.62)	6.57%
Schedules	-	3,333.33	-	40,000.00	(40,000.00)	0.00%
Printed Materials	808.47	335.25	7,542.87	4,023.00	3,519.87	187.49%
Telephone - Cell & Landline	5,706.76	2,290.00	61,736.04	27,480.00	34,256.04	224.66%

Electric	96.27	5,416.67	35,436.12	65,000.00	(29,563.88)	54.52%
Gas Utilities	12,901.82	2,916.67	30,926.41	35,000.00	(4,073.59)	88.36%
Water & Sewer	2,285.08	1,833.33	15,523.17	22,000.00	(6,476.83)	70.56%
Parking	-	166.67	-	2,000.00	(2,000.00)	0.00%
Auto/GL Insurance	-	169,583.33	70,974.85	2,035,000.00	(1,964,025.15)	3.49%
Sales & Use Taxes	11,322.37	-	94,156.16	-	94,156.16	0.00%
Dues & Subscriptions	-	2,916.67	7,475.80	35,000.00	(27,524.20)	21.36%
Travel & Meetings	1,710.40	3,833.33	5,390.22	46,000.00	(40,609.78)	11.72%
Penalties & Fines	-	500.00	-	6,000.00	(6,000.00)	0.00%
Advertising	1,486.97	7,666.67	70,067.40	92,000.00	(21,932.60)	76.16%
COVID-19	16,801.84	19,166.67	105,170.83	230,000.00	(124,829.17)	45.73%
Legal Advertising	-	166.67	-	2,000.00	(2,000.00)	0.00%
Roaddeo	-	583.33	-	7,000.00	(7,000.00)	0.00%
Awards	8,504.31	8,917.20	62,502.12	107,006.35	(44,504.23)	58.41%
Employee Promotions	-	416.67	-	5,000.00	(5,000.00)	0.00%
Bank Charges	570.96	2,500.00	5,191.97	30,000.00	(24,808.03)	17.31%
Capital	6,960.00	240,416.67	10,538.76	2,885,000.00	(2,874,461.24)	0.37%
Misc	(\$216.41)	\$0.00	\$4,425.14	\$0.00	\$4,425.14	0.00%
Total	\$ 248,757.65	\$ 718,252.94	\$ 2,364,623.23	\$ 8,619,034.94	\$ (6,254,411.71)	27.43%

GoDurham

February 2022 Check List

<u>Trans. Date</u>	<u>Trans. No.</u>	<u>Payee</u>	<u>Amount</u>
2/4/2022	49909	ABC COMPANIES	768.36
2/4/2022	49930	ANGEL LUIS FIGUEROA	2,450.00
2/4/2022	49937	ANTHONY JACKSON	400.00
2/4/2022	49948	ARTHUR JOSEPH SHEPARD	300.00
2/4/2022	49922	BOBBY L. CRABTREE	525.00
2/4/2022	49918	BROCK E CHAMBERS	500.00
2/4/2022	49953	CHRISTOPHER BLAKE THOMPSON	300.00
2/4/2022	49919	CLEARSTAR, INC	168.76
2/4/2022	49920	COMTECH NETWORK SOLUTIONS	531.63
2/4/2022	49924	COURTNEY C. DAVIS	912.50
2/4/2022	49916	DAVID ROBBERT BEUGNOT JR.	300.00
2/4/2022	49949	DEBRA CAROL SMITH	800.00
2/4/2022	49925	DEWHIT FACILITY SERVICES, LLC	18,653.00
2/4/2022	49933	DONALD NEAL HALL	600.00
2/4/2022	49915	DOUGLAS BECKETT	600.00
2/4/2022	49943	DOUGLAS MIDDLETON	591.50
2/4/2022	49926	DRAGONFLY POND WORKS	184.00
2/4/2022	49923	DUDLEY RAY CREECH JR.	500.00
2/4/2022	49917	EARL THOMAS BUMPHUS	192.21
2/4/2022	49927	ERIN R ELLERMAN	200.00
2/4/2022	49934	FEDERICK L. HARRIS	1,000.00
2/4/2022	49929	FEDEX EXPRESS SHIPPING	23.37
2/4/2022	49931	FRONTIER COMMUNICATIONS	1,373.03
2/4/2022	49932	GALLAGHER BENEFIT SERVICES, INC	30,000.00
2/4/2022	49910	GREG ANDREA	1,100.00
2/4/2022	49936	INSIGHT PUBLIC SECTOR, INC.	1,082.98
2/4/2022	49952	JONATHAN MICHAEL STEWART	800.00
2/4/2022	49939	KEY RISK	10,750.00
2/4/2022	49958	KRISTIAN F. WHEELER	600.00
2/4/2022	49928	KWESI FARLEY	128.75
2/4/2022	49941	L JAMAL WALTON	1,100.00
2/4/2022	49911	MARLIN SOFTWARE, LLC	420.00
2/4/2022	49935	MATRICE HENDERSON	400.00
2/4/2022	49942	MATTHEW JOHN MALASPINA	200.00
2/4/2022	49921	OCCUPATIONAL HEALTH CENTERS	137.00
2/4/2022	49946	PREMIER COMMERCIAL SECURITY	4,724.60
2/4/2022	49947	RANDSTAD PROFESSIONALS	2,222.40
2/4/2022	49938	RICHARD ERNESTO JIMENEZ	900.00
2/4/2022	49945	SCOTT PENNICA	225.00
2/4/2022	49951	STAPLES BUSINESS ADVANTAGE	662.80
2/4/2022	49944	STEPHEN MILLER	1,118.90
2/4/2022	49950	TIME WARNER CABLE	360.51
2/4/2022	49954	TRIANGLE AREA LANDSCAPE MANAGEMENT, INC.	3,326.00

2/4/2022	49955	VERIZON CONNECT FLEET USA LLC	291.20
2/4/2022	49956	VERIZON WIRELESS	1,748.56
2/4/2022	49957	WATERLOGIC	526.13
2/4/2022	49913	WILLIAM SYLVESTER BANTON III	600.00
2/4/2022	49914	WILLIE K. BARFIELD	300.00
2/4/2022	49912	ZACHARIA ARGUILEZ	300.00
2/7/2022	49960	KEITH KIMREY	102.76
2/7/2022	49959	THOMAS LLOYD HAYES II	425.00
2/10/2022	49961	ZHU QIU	1,000.00
2/11/2022	49962	A1 AUTO PARTS	26.72
2/11/2022	49963	AFLAC	8,301.38
2/11/2022	49964	AMALGAMATED TRANSIT UNION 1493	6,058.19
2/11/2022	49965	AMAZON CAPITAL SERVICES	19.32
2/11/2022	49990	ANGEL LUIS FIGUEROA	1,025.00
2/11/2022	50001	ANTHONY JACKSON	500.00
2/11/2022	49967	ARC3 GASES	104.16
2/11/2022	49980	BOBBY L. CRABTREE	700.00
2/11/2022	49973	BROCK E CHAMBERS	812.50
2/11/2022	50019	CHRISTOPHER BLAKE THOMPSON	500.00
2/11/2022	49974	CINTAS CORPORATION # 205	1,165.11
2/11/2022	49975	CITY OF DURHAM WATER & SEWER	1,024.32
2/11/2022	49977	CLARKE POWER SERVICES INC	16,914.62
2/11/2022	49972	COMPASS GROUP	551.64
2/11/2022	49979	CONTINENTAL TIRE THE AMERICAS, LLC	10,624.96
2/11/2022	49983	COURTNEY C. DAVIS	200.00
2/11/2022	49982	CROSS SYSTEMS INC.	1,248.07
2/11/2022	49970	DAVID ROBERT BEUGNOT JR.	300.00
2/11/2022	50016	DEBRA CAROL SMITH	200.00
2/11/2022	49984	DELTA DENTAL OF NORTH CAROLINA	6,294.40
2/11/2022	49969	DOUGLAS BECKETT	900.00
2/11/2022	49981	DUDLEY RAY CREECH JR.	500.00
2/11/2022	49994	EDGARDO GONZALEZ	300.00
2/11/2022	49986	ELECTRIC SALES & SERVICE	3,433.33
2/11/2022	49988	FASTENAL	22,220.65
2/11/2022	49997	FEDERICK L. HARRIS	1,600.00
2/11/2022	49989	FEDEX EXPRESS SHIPPING	13.42
2/11/2022	49987	FIDELITY SECURITY LIFE INSURANCE CO.	1,358.42
2/11/2022	49991	FLEETPRIDE	1,864.04
2/11/2022	49992	GILLIG CORPORATION	18,205.53
2/11/2022	49995	GRAINGER	4,109.51
2/11/2022	49966	GREG ANDREA	1,000.00
2/11/2022	49996	GREGORY POOLE	297.47
2/11/2022	49999	HUTCHENS PETROLEUM	1,461.84
2/11/2022	50000	IPROMO	2,685.61
2/11/2022	49976	JERMAINE CLARK	425.00
2/11/2022	49993	JOHN E. GILLIS	300.00


2/11/2022	50003	JOHNS TOWING & RECOVERY	650.00
2/11/2022	50004	JOHNSON CONTROLS FIRE PROTECTION LP	2,894.25
2/11/2022	50018	JONATHAN MICHAEL STEWART	1,150.00
2/11/2022	50024	KRISTIAN F. WHEELER	600.00
2/11/2022	50026	LAVON GERALD WYNN	300.00
2/11/2022	50005	LOOMIS FARGO & CO	84.73
2/11/2022	50017	MARIA GEORGETTA STEVENSON	725.00
2/11/2022	49971	MARIANNE KINNAR BOND	225.00
2/11/2022	49998	MATRICE HENDERSON	200.00
2/11/2022	50007	MATTHEW JOHN MALASPINA	625.00
2/11/2022	50025	MATTHEW WRENN	184.77
2/11/2022	50008	MHC KENWORTH	4,379.55
2/11/2022	50011	MICHAEL ROBERT HAVLIN	170.00
2/11/2022	50009	MILLER ELECTRIC COMPANY	11,294.20
2/11/2022	50010	NATHANIEL S. PARKER	650.00
2/11/2022	50006	NICHOLAS JOSEPH LYNDE	525.00
2/11/2022	49978	OCCUPATIONAL HEALTH CENTERS	390.00
2/11/2022	50012	PLUMBV INCORPORATED	152.65
2/11/2022	50013	PRETECKT, INC.	2,000.00
2/11/2022	50002	RICHARD ERNESTO JIMENEZ	1,275.00
2/11/2022	50014	SAFFELLE INC	289.19
2/11/2022	50015	SHARE CORPORATION	1,140.20
2/11/2022	49985	THE EI GROUP INC	740.00
2/11/2022	50020	TRADESMASTERS SERVICES	1,107.58
2/11/2022	50021	TRI-CITY SIGNS & AWARDS	16.13
2/11/2022	50022	UNIFIRST CORPORATION	2,282.10
2/11/2022	50023	WALKER AUTO STORES	1,373.61
2/11/2022	49968	WILLIE K. BARFIELD	300.00
2/11/2022	50027	ZEE MEDICAL SERVICE	109.86
2/11/2022	50028	ZONAR	2.00
2/18/2022	50029	ABC COMPANIES	5,692.86
2/18/2022	50030	AMAZON CAPITAL SERVICES	1,900.55
2/18/2022	50031	AMERICAN PUBLIC TRANSPORTATION	250.00
2/18/2022	50053	ANGEL LUIS FIGUEROA	800.00
2/18/2022	50066	ANTHONY JACKSON	200.00
2/18/2022	50032	ARCPPOINT LABS OF RALEIGH DURHAM	4,000.92
2/18/2022	50087	ARTHUR JOSEPH SHEPARD	300.00
2/18/2022	50046	AUSTIN HUNTER DAVIS	500.00
2/18/2022	50057	BENJAMIN LAWRENCE GARTH	187.50
2/18/2022	50044	BOBBY L. CRABTREE	225.00
2/18/2022	50063	BRYCE HUNTOON	600.00
2/18/2022	50089	CHARTER COMMUNICATIONS	343.56
2/18/2022	50093	CHRISTOPHER BLAKE THOMPSON	1,000.00
2/18/2022	50037	CINTAS CORPORATION # 205	388.37
2/18/2022	50038	CITY OF DURHAM WATER & SEWER	771.34
2/18/2022	50040	CLARKE POWER SERVICES INC	1,179.56

2/18/2022	50041	CLEARSTAR, INC	562.04
2/18/2022	50043	CONTINENTAL TIRE THE AMERICAS, LLC	2,956.65
2/18/2022	50047	COURTNEY C. DAVIS	800.00
2/18/2022	50045	CURVED GLASS DISTRIBUTORS	1,855.00
2/18/2022	50036	DAVID ROBBERT BEUGNOT JR.	300.00
2/18/2022	50088	DEBRA CAROL SMITH	200.00
2/18/2022	50084	DILLON JOSEPH ROBINSON	200.00
2/18/2022	50048	DOMINION ENERGY	13,837.04
2/18/2022	50035	DOUGLAS BECKETT	900.00
2/18/2022	50049	DUKE ENERGY	53.01
2/18/2022	50050	ERIN R ELLERMAN	300.00
2/18/2022	50051	FACTORY CLEANING EQUIPMENT	371.50
2/18/2022	50052	FASTENAL	1,572.32
2/18/2022	50061	FEDERICK L. HARRIS	1,100.00
2/18/2022	50054	FLEETPRIDE	2,070.24
2/18/2022	50055	FRONTIER COMMUNICATIONS	139.90
2/18/2022	50056	GALLS, LLC	2,601.68
2/18/2022	50070	GARY WAYNE LENNON	128.75
2/18/2022	50058	GILLIG CORPORATION	5,201.87
2/18/2022	50059	GO TRIANGLE	136.97
2/18/2022	50060	GRAINGER	385.93
2/18/2022	50064	HUTCHENS PETROLEUM	1,538.47
2/18/2022	50065	INTERSTATE BATTERIES OF RALEIGH	110.35
2/18/2022	50039	JERMAINE CLARK	975.00
2/18/2022	50068	JOHNS TOWING & RECOVERY	600.00
2/18/2022	50090	JONATHAN MICHAEL STEWART	300.00
2/18/2022	50076	KAZ ISAAC OFFENBURG	200.00
2/18/2022	50097	KRISTIAN F. WHEELER	600.00
2/18/2022	50062	MATRICE HENDERSON	575.00
2/18/2022	50073	MATTHEW JOHN MALASPINA	1,550.00
2/18/2022	50074	MHC KENWORTH	5,794.93
2/18/2022	50077	NATHANIEL S. PARKER	650.00
2/18/2022	50072	NICHOLAS JOSEPH LYNDE	975.00
2/18/2022	50075	NOBLE OIL SERVICES INC.	102.12
2/18/2022	50042	OCCUPATIONAL HEALTH CENTERS	86.00
2/18/2022	50067	PARAGON READY SERVICES LLC	1,325.00
2/18/2022	50079	PITNEY BOWES	318.79
2/18/2022	50080	PREMIER COMMERCIAL SECURITY	7,305.11
2/18/2022	50081	PUBLIC HARDWARE INC	92.36
2/18/2022	50082	PURCHASE POWER	61.17
2/18/2022	50083	RANDSTAD PROFESSIONALS	4,444.80
2/18/2022	50071	ROBERT LOSINIECKI	155.50
2/18/2022	50069	ROGER J LAFFERTY	300.00
2/18/2022	50085	SAF GARD SAFETY SHOE COMPANY	598.90
2/18/2022	50086	SAFE-T-WORKS, INC	1,380.30
2/18/2022	50078	SCOTT PENNICA	225.00

2/18/2022	50092	TELEPATHIC GRAPHICS INC	869.11
2/18/2022	50094	TIAA COMMERCIAL FINANCE, INC	608.04
2/18/2022	50091	TRACTION	2,380.06
2/18/2022	50095	TRIAD THERMO KING	1,447.97
2/18/2022	50096	UNIFIRST CORPORATION	2,105.68
2/18/2022	50033	WILLIAM SYLVESTER BANTON III	300.00
2/18/2022	50034	WILLIE K. BARFIELD	600.00
2/23/2022	50098	CITY BARBEQUE	1,341.82
2/23/2022	50100	CITY BARBEQUE	1,341.82
2/23/2022	50099	DOUGLAS MIDDLETON	5,192.82
2/25/2022	50112	ANGEL LUIS FIGUEROA	500.00
2/25/2022	50118	ANTHONY JACKSON	400.00
2/25/2022	50122	ARTHUR JOSEPH SHEPARD	300.00
2/25/2022	50113	BENJAMIN LAWRENCE GARTH	425.00
2/25/2022	50107	BROCK E CHAMBERS	900.00
2/25/2022	50117	BRYCE HUNTOON	1,000.00
2/25/2022	50125	CHRISTOPHER BLAKE THOMPSON	800.00
2/25/2022	50110	COURTNEY C. DAVIS	2,025.00
2/25/2022	50105	DAVID ROBBERT BEUGNOT JR.	300.00
2/25/2022	50123	DEBRA CAROL SMITH	500.00
2/25/2022	50104	DOUGLAS BECKETT	600.00
2/25/2022	50128	DREW MICHAEL COX	300.00
2/25/2022	50109	DUDLEY RAY CREECH JR.	200.00
2/25/2022	50115	FEDERICK L. HARRIS	900.00
2/25/2022	50101	GREG ANDREA	625.00
2/25/2022	50108	JERMAINE CLARK	425.00
2/25/2022	50127	JOHN E. GILLIS	300.00
2/25/2022	50124	JONATHAN MICHAEL STEWART	1,150.00
2/25/2022	50126	KRISTIAN F. WHEELER	300.00
2/25/2022	50106	MARIANNE KINNEAR BOND	225.00
2/25/2022	50116	MATRICE HENDERSON	625.00
2/25/2022	50121	NATHANIEL S. PARKER	425.00
2/25/2022	50111	NICHOLAS FARLOW	600.00
2/25/2022	50120	NICHOLAS JOSEPH LYNDE	300.00
2/25/2022	50119	RICHARD ERNESTO JIMENEZ	325.00
2/25/2022	50102	RUT MERARY AVILA	300.00
2/25/2022	50103	WILLIAM SYLVESTER BANTON III	600.00
2/28/2022	50129	CLARKE POWER SERVICES INC	785.80

\$ 367,106.46

Contract 3137		March-22	
Revenues			
Advertising Revenue	\$	-	5310U051 658900
Vending Revenue	\$	-	5310U051 658900
Other	\$	-	5310U051 658900
Farebox/Ticket	\$	-	5310U051 644020
Total Revenue	\$	-	
Total Expenses	\$	1,752,599.47	
Less: Pension	\$	-	
Less: Robertson	\$	-	
Net Expenses	\$	1,752,599.47	
Breakdown of Expenses	\$	323,770.28	5310U051 728610
	\$	478,463.29	5300U050 728610 USC22
	\$	950,365.90	5310U051 728610 USCA2
			5300U050 728610
Eligible Grant Expenses			
Department 41	\$	349,147.86	
Department 42	\$	129,315.43	
Operating Expenses (CARES - Dept 10)	\$	950,365.90	
Total Grant Expenses	\$	1,428,829.19	
Replenishment Amount	\$	1,752,599.47	



Tonya Dupree
Finance Director
1903 Fay Street
Durham, NC 27704
(919) 560-1545 x36104
Fax (919) 560-1541

April 18, 2022

**Triangle Transit
Mrs. Sandra Freeman
4600 Emperor Blvd Ste. 1000
Durham, NC 27703**

Dear Mrs. Freeman,

Please find enclosed a copy of the income statement, reconciliation, and supporting documentation for the period ending March 31, 2022. Upon review and approval of the March funding request, we are asking the City of Durham to replenish \$1,752,599.47 to the cash account of GoDurham. This amount will restore the working capital fund as of March 31, 2022 to \$3,400,000.

Sincerely,

Tonya Dupree

**Tonya Dupree
Finance Director
GoDurham**

Go Durham

Reconciliation -March 2022

GL Balance:

Revenue:	\$1,257,480.10
Less: City Reimbursements	(1,256,351.53)
	<u>\$ 1,128.57</u>

Total Expenses- IS	\$1,753,728.04
	\$1,753,728.04

Revenue over Expenses:	(\$1,752,599.47)
-------------------------------	-------------------------

Bank Balance:

Deposits:	1,258,543.85	
Less Account Adjustment:	(1,063.75)	Refund/ Credit to expense account
Less Account Adjustment:	(1,256,351.53)	City Replenishments

Net Deposits:	\$ 1,128.57
----------------------	--------------------

Withdrawals:

Check Register	\$536,028.97	
Less: <i>Supplemental Ins./ Garn.</i>	(120,273.18)	
401K Loans/ Contributions	41,534.29	
ACH Payroll Taxes	231,559.62	
Direct Deposit Payroll	630,603.44	
Electronic Payments	3,980.59	<i>Paycor Service Charges</i>
Electronic Payments: Garnishments	10,083.48	
Electronic Payments: Medical	307,175.69	
Less: <i>liability medical payments</i>	(\$17,610.28)	
Bank Charges	482.43	

Total Cash Disbursement	\$ 1,623,565.05
-------------------------	------------------------

Revenue over Expenses:	\$ (1,622,436.48)
-------------------------------	--------------------------

Variance GL to BS:	(\$130,162.99)
---------------------------	-----------------------

Bank Balance: Net Expenses	\$ 1,622,436.48
-----------------------------------	------------------------

Supp. Ins./ Garn.	130,162.99	<i>Expensed in March paid in April</i>
-------------------	------------	--

	\$ 1,752,599.47
--	------------------------

Book Balance: Net Expenses	\$ 1,752,599.47
-----------------------------------	------------------------

	\$ 1,752,599.47
--	------------------------

Unreconciled Difference	0.00
--------------------------------	-------------

	\$ 1,752,599.47
--	------------------------

Replenishment Request	\$ 1,752,599.47
------------------------------	------------------------



GoDurham
Summary- Income Statement- March 2022

REVENUE	Actual	Budget	YTD Actual	Annual Budget		%
	3/31/2022	3/31/2022	3/31/2022	6/30/2022	Variance	Achieved
Vending Revenue	1,045.22	1,105.43	13,025.84	13,265.10	(239.26)	98.20%
Other	83.35	416.67	6,139.65	5,000.00	1,139.65	122.79%
Farebox/Ticket Sales	-	191,409.65	-	2,296,915.77	(2,296,915.77)	0.00%
Total Revenues	\$1,128.57	\$192,931.75	\$19,165.49	\$2,315,180.87	(\$2,296,015.38)	0.83%

EXPENSE	Actual	Budget	YTD Actual	Annual Budget		%
	3/31/2022	3/31/2022	3/31/2022	6/30/2022	Variance	Achieved
Regular Wages	716,604.02	804,686.07	6,944,719.11	9,656,232.99	(2,711,513.88)	71.92%
OT	81,050.96	84,670.99	734,921.40	1,016,051.81	(281,130.41)	72.33%
Payroll Taxes	65,109.34	74,848.09	655,866.05	898,176.94	(242,310.89)	73.02%
Pension Expense	3,074.44	134,984.01	893,681.01	1,619,808.12	(726,127.11)	55.17%
Medical - Union	225,673.77	157,227.21	959,326.04	1,886,726.51	(927,400.47)	50.85%
Medical - Non-Union	63,891.64	37,618.34	261,192.46	451,419.97	(190,227.51)	57.86%
Dental - Union	3,962.79	5,230.33	35,175.46	62,763.82	(27,588.36)	56.04%
Dental - Non-Union	566.58	1,557.51	5,598.78	18,690.04	(13,091.26)	29.96%
Life Insurance	3,517.50	5,959.05	13,497.84	71,508.49	(58,010.65)	18.88%
L/T Disability	-	417.13	-	5,005.59	(5,005.59)	0.00%
FUI - Operations	434.89	2,247.00	9,193.59	26,964.00	(17,770.41)	34.10%
SUI - Operations	1,698.72	5,696.99	6,692.74	68,363.82	(61,671.08)	9.79%
W/C - Union	-	43,731.89	486,003.00	524,782.61	(38,779.61)	92.61%
W/C - Non-Union	44,471.00	571.86	55,221.00	6,862.28	48,358.72	804.70%
PTO - Sick	21,971.74	25,634.65	317,640.43	307,615.83	10,024.60	103.26%
PTO - Holiday	-	26,465.21	264,359.45	317,582.51	(53,223.06)	83.24%
PTO - Vacation	64,407.49	32,005.99	551,666.02	384,071.89	167,594.13	143.64%
PTO - Other	1,719.27	3,378.54	29,280.50	40,542.48	(11,261.98)	72.22%
Uniforms	18,932.75	9,008.33	84,658.74	108,100.00	(23,441.26)	78.32%
CDL/Class B License	515.00	483.33	1,751.00	5,800.00	(4,049.00)	30.19%
Shoe & Tool Allow	268.83	1,616.67	13,860.47	19,400.00	(5,539.53)	71.45%
InterCo Service Level	8,229.00	3,166.67	32,928.32	38,000.00	(5,071.68)	86.65%
Audit	-	2,500.00	19,400.00	30,000.00	(10,600.00)	64.67%
Background/License Checks	2,851.25	1,260.00	14,363.61	15,120.00	(756.39)	95.00%
Drug Screens	1,093.10	2,750.00	17,734.00	33,000.00	(15,266.00)	53.74%

Environmental Costs	3,187.57	2,500.00	41,260.51	30,000.00	11,260.51	137.54%
Outside Legal Services	2,109.50	2,500.00	39,450.86	30,000.00	9,450.86	131.50%
Payroll	-	3,083.33	-	37,000.00	(37,000.00)	0.00%
Physicals	1,511.00	1,000.00	5,517.27	12,000.00	(6,482.73)	45.98%
Other Professional	22,234.34	38,335.92	271,202.59	460,031.00	(188,828.41)	58.95%
Temporary Help	-	3,000.00	53,779.54	36,000.00	17,779.54	149.39%
Body & Paint	235.98	4,166.67	1,513.77	50,000.00	(48,486.23)	3.03%
Bus Pest Control	-	675.00	5,488.26	8,100.00	(2,611.74)	67.76%
Bus Electrical	-	416.67	-	5,000.00	(5,000.00)	0.00%
Generator	-	666.67	-	8,000.00	(8,000.00)	0.00%
Glass/ Non- Accident	-	2,083.33	3,077.59	25,000.00	(21,922.41)	12.31%
Bus HVAC	-	833.33	-	10,000.00	(10,000.00)	0.00%
Major /Outside Repair	7,271.56	5,000.00	59,244.47	60,000.00	(755.53)	98.74%
Non Revenue Vehicle Repair	-	-	303.18	-	303.18	0.00%
Custodial	18,597.00	-	150,349.12	-	150,349.12	0.00%
Security	61,463.24	50,353.33	470,154.18	604,240.00	(134,085.82)	77.81%
Armored Car	1,127.00	2,083.33	1,690.23	25,000.00	(23,309.77)	6.76%
Building HVAC	-	1,666.67	4,889.01	20,000.00	(15,110.99)	24.45%
Building Electrical	2,757.00	1,250.00	22,366.39	15,000.00	7,366.39	149.11%
Plumbing	-	833.33	6,819.22	10,000.00	(3,180.78)	68.19%
Building Gen Repairs	3,196.23	14,500.00	28,723.15	174,000.00	(145,276.85)	16.51%
Grounds/ Cleaning	3,326.00	3,916.67	36,277.00	47,000.00	(10,723.00)	77.19%
Radio/Access System	-	516.67	-	6,200.00	(6,200.00)	0.00%
Building Pest Control	336.77	333.33	1,912.50	4,000.00	(2,087.50)	47.81%
Shop Equip Repair	4,424.75	1,393.38	28,253.92	16,720.56	11,533.36	168.98%
Computer Maintenance	12,614.15	14,833.33	73,340.29	178,000.00	(104,659.71)	41.20%
Office Equip Maintenance	-	433.33	-	5,200.00	(5,200.00)	0.00%
Office Equipment (NonCap)	1,998.06	-	2,208.06	-	2,208.06	0.00%
Money Counters	-	-	315.00	-	315.00	0.00%
Towing	1,070.00	1,855.00	14,655.00	22,260.00	(7,605.00)	65.84%
Other Admin Contract - Fire	-	333.33	2,894.25	4,000.00	(1,105.75)	72.36%
Oil & Lubricants	28,177.82	11,110.65	76,309.07	133,327.77	(57,018.70)	57.23%
Tires	15,017.61	16,699.24	113,198.26	200,390.86	(87,192.60)	56.49%
Non Revenue Veh Tires	-	-	101.88	-	101.88	0.00%
Parts	-	-	53,640.16	-	53,640.16	0.00%
Service Supplies/ Fare Media	-	2,083.33	-	25,000.00	(25,000.00)	0.00%
Parts	120,126.28	75,413.49	720,359.39	904,961.93	(184,602.54)	79.60%
Bus Wash Supplies &	4,900.11	3,750.00	26,713.81	45,000.00	(18,286.19)	59.36%
Shop Supplies	6,909.64	3,416.67	47,667.48	41,000.00	6,667.48	116.26%
Farebox Parts	-	5,000.00	22,253.80	60,000.00	(37,746.20)	37.09%

Farebox Cleaning	1.85	500.00	1,174.95	6,000.00	(4,825.05)	19.58%
Facility Tools	-	-	21,243.08	-	21,243.08	0.00%
Facility Cleaning	1,137.80	21,666.67	2,144.74	260,000.00	(257,855.26)	0.82%
Facility Equip Repairs	529.52	1,166.67	571.26	14,000.00	(13,428.74)	4.08%
Facility Equip Cleaning	-	1,416.67	313.78	17,000.00	(16,686.22)	1.85%
Brochures	-	333.33	-	4,000.00	(4,000.00)	0.00%
Data Processing	-	250.00	-	3,000.00	(3,000.00)	0.00%
Office Supplies	3,679.76	2,500.00	17,098.52	30,000.00	(12,901.48)	57.00%
Postage	-	500.00	1,989.96	6,000.00	(4,010.04)	33.17%
Safety Training & Ed	2,154.01	2,125.00	3,829.39	25,500.00	(21,670.61)	15.02%
Schedules	-	3,333.33	-	40,000.00	(40,000.00)	0.00%
Printed Materials	-	335.25	7,542.87	4,023.00	3,519.87	187.49%
Telephone - Cell & Landline	14,554.86	2,290.00	76,290.90	27,480.00	48,810.90	277.62%
Electric	6,259.25	5,416.67	41,695.37	65,000.00	(23,304.63)	64.15%
Gas Utilities	2,060.23	2,916.67	32,986.64	35,000.00	(2,013.36)	94.25%
Water & Sewer	1,928.59	1,833.33	17,451.76	22,000.00	(4,548.24)	79.33%
Parking	-	166.67	-	2,000.00	(2,000.00)	0.00%
Physical Damage Insurance	-	3,629.17	-	43,550.00	(43,550.00)	0.00%
Accident Repair	1,013.50	169,583.33	78,865.20	2,035,000.00	(1,956,134.80)	3.88%
Subrogation Recoveries	-	(2,083.33)	-	(25,000.00)	25,000.00	0.00%
Sales & Use Taxes	19,328.72	-	113,484.88	-	113,484.88	0.00%
Dues & Subscriptions	-	2,916.67	7,475.80	35,000.00	(27,524.20)	21.36%
Service Enhancements	-	332,689.58	-	3,992,275.00	(3,992,275.00)	0.00%
Travel & Meetings	344.48	3,833.33	5,734.70	46,000.00	(40,265.30)	12.47%
Penalties & Fines	-	500.00	-	6,000.00	(6,000.00)	0.00%
Advertising	8,112.88	7,666.67	78,180.28	92,000.00	(13,819.72)	84.98%
COVID-19	22,903.95	19,166.67	128,074.78	230,000.00	(101,925.22)	55.68%
Legal Advertising	(1,063.75)	166.67	(1,063.75)	2,000.00	(3,063.75)	(53.19%)
Roadeo	-	583.33	-	7,000.00	(7,000.00)	0.00%
Awards	11,078.86	8,917.20	73,580.98	107,006.35	(33,425.37)	68.76%
Employee	-	416.67	-	5,000.00	(5,000.00)	0.00%
Bank Charges	567.37	2,500.00	5,759.34	30,000.00	(24,240.66)	19.20%
Capital	7,452.00	240,416.67	17,990.76	2,885,000.00	(2,867,009.24)	0.62%
Misc	(951.53)	-	3,473.61	-	3,473.61	0.00%
Total Expense	\$1,753,728.04	\$2,581,404.75	\$15,530,550.03	\$30,976,856.17	(\$15,446,306.14)	50.14%



GoDurham
Income Statement by Department-March 2022

010 - Operations	Actual	Budget	YTD Actual	Annual Budget	Variance	%
	3/31/2022	3/31/2022	3/31/2022	6/30/2022		Achieved
Salaries	470,481.83	525,998.69	4,660,354.06	6,311,984.34	(1,651,630.28)	73.83%
Overtime	73,298.45	76,008.89	653,731.35	912,106.67	(258,375.32)	71.67%
Payroll Taxes - Operations	44,170.79	52,307.02	452,919.47	627,684.20	(174,764.73)	72.16%
Pension Expense - Operations	-	74,716.70	624,024.00	896,600.39	(272,576.39)	69.60%
Medical - Union Operations	183,281.03	126,220.31	788,353.32	1,514,643.70	(726,290.38)	52.05%
Medical - Non-Union	12,846.23	11,499.02	57,560.13	137,988.23	(80,428.10)	41.71%
Dental - Union Operations	3,340.36	4,116.45	30,807.90	49,397.35	(18,589.45)	62.37%
Dental - Non-Union	(136.22)	471.98	(226.40)	5,663.72	(5,890.12)	(4.00%)
Life Insurance - Operations	2,233.00	4,170.89	8,724.54	50,050.64	(41,326.10)	17.43%
L/T Disability - Operations	-	291.96	-	3,503.54	(3,503.54)	0.00%
FUI - Operations	79.47	1,575.00	6,466.11	18,900.00	(12,433.89)	34.21%
SUI - Operations	1,154.92	4,097.63	4,705.06	49,171.50	(44,466.44)	9.57%
W/C - Union Operators	-	38,193.79	478,065.00	458,325.42	19,739.58	104.31%
PTO - Sick	1,009.75	-	19,162.58	-	19,162.58	0.00%
PTO Sick - Operators	14,256.83	22,881.53	198,060.39	274,578.35	(76,517.96)	72.13%
PTO - Holiday	-	24,160.29	36,462.90	289,923.46	(253,460.56)	12.58%
Accrued Holiday Pay	-	-	126,780.68	-	126,780.68	0.00%
PTO - Vacation	1,361.40	32,005.99	38,343.28	384,071.89	(345,728.61)	9.98%
Accrued Vacation - Driver	39,847.53	-	334,752.22	-	334,752.22	0.00%
PTO - Other	-	2,696.46	2,053.23	32,357.53	(30,304.30)	6.35%
PTO Other - Operators	1,719.27	-	17,604.41	-	17,604.41	0.00%
Uniforms - Operations	15,069.41	5,041.67	58,520.79	60,500.00	(1,979.21)	96.73%
CDL/Class B License	515.00	483.33	1,751.00	5,800.00	(4,049.00)	30.19%
InterCo Service Level	8,229.00	-	32,928.32	-	32,928.32	0.00%
Security	61,463.24	50,353.33	470,154.18	604,240.00	(134,085.82)	77.81%
Armored Car	1,127.00	2,083.33	1,690.23	25,000.00	(23,309.77)	6.76%
Money Counters	-	-	315.00	-	315.00	0.00%
Tires	15,017.61	16,699.24	113,198.26	200,390.86	(87,192.60)	56.49%
Service Supplies/ Fare Media	-	2,083.33	-	25,000.00	(25,000.00)	0.00%
Service Enhancements	-	332,689.58	-	3,992,275.00	(3,992,275.00)	0.00%
Total	\$950,365.90	\$1,410,846.41	\$9,217,262.01	\$16,930,156.79	(\$7,712,894.78)	54.44%

041 - Vehicle Maintenance	Actual	Budget	YTD Actual	Annual Budget		%
	3/31/2022	3/31/2022	3/31/2022	6/30/2022	Variance	Achieved
Salaries	110,456.48	129,259.28	1,086,856.83	1,551,111.49	(464,254.66)	70.07%
Overtime	6,345.92	7,260.44	57,731.40	87,125.22	(29,393.82)	66.26%
Payroll Taxes - Veh	11,294.10	10,559.60	106,677.67	126,715.18	(20,037.51)	84.19%
Pension Expense - Veh	-	31,502.63	-	378,031.56	(378,031.56)	0.00%
Medical - Union Veh	20,883.02	24,939.16	81,335.38	299,269.94	(217,934.56)	27.18%
Medical - Non-Union Veh	3,959.76	5,915.23	9,996.54	70,982.71	(60,986.17)	14.08%
Dental - Union Veh	523.79	805.73	3,387.20	9,668.73	(6,281.53)	35.03%
Dental - Non-Union Veh	94.66	342.39	508.28	4,108.71	(3,600.43)	12.37%
Life Insurance - Veh	500.50	832.77	1,833.30	9,993.24	(8,159.94)	18.35%
L/T Disability - Veh	-	58.29	-	699.53	(699.53)	0.00%
FUI - Veh Maintenance	11.00	336.00	1,279.33	4,032.00	(2,752.67)	31.73%
SUI - Veh Maintenance	295.31	799.68	1,042.54	9,596.16	(8,553.62)	10.86%
W/C - Union Veh	-	4,583.25	-	54,999.05	(54,999.05)	0.00%
PTO - Sick	3,343.24	2,753.12	52,110.57	33,037.48	19,073.09	157.73%
PTO - Holiday	-	1,514.24	14,565.92	18,170.88	(3,604.96)	80.16%
PTO Holiday - Mechanics	-	-	20,928.54	-	20,928.54	0.00%
PTO Holiday - Veh Attendant	-	-	6,709.36	-	6,709.36	0.00%
Accrued Vacation -	18,893.84	-	101,581.27	-	101,581.27	0.00%
PTO - Other	-	333.04	6,297.30	3,996.47	2,300.83	157.57%
Uniforms - Veh Maintenance	3,863.34	3,033.33	26,137.95	36,400.00	(10,262.05)	71.81%
Shoe & Tool Allow - Veh	(8.49)	1,441.67	12,899.53	17,300.00	(4,400.47)	74.56%
Temporary Help - Veh	-	3,000.00	-	36,000.00	(36,000.00)	0.00%
Body & Paint	235.98	4,166.67	1,513.77	50,000.00	(48,486.23)	3.03%
Bus Pest Control	-	675.00	5,488.26	8,100.00	(2,611.74)	67.76%
Bus Electrical	-	416.67	-	5,000.00	(5,000.00)	0.00%
Generator	-	666.67	-	8,000.00	(8,000.00)	0.00%
Glass/ Non- Accident	-	2,083.33	3,077.59	25,000.00	(21,922.41)	12.31%
Bus HVAC	-	833.33	-	10,000.00	(10,000.00)	0.00%
Major /Outside Repair	7,271.56	5,000.00	59,244.47	60,000.00	(755.53)	98.74%
Non Revenue Vehicle Repair	-	-	303.18	-	303.18	0.00%
Towing	1,070.00	1,855.00	14,655.00	22,260.00	(7,605.00)	65.84%
Oil & Lubricants	28,177.82	11,110.65	76,309.07	133,327.77	(57,018.70)	57.23%
Non Revenue Veh Tires	-	-	101.88	-	101.88	0.00%
Transmissions/ DPIM	-	-	53,640.16	-	53,640.16	0.00%
Parts	120,126.28	75,413.49	720,359.39	904,961.93	(184,602.54)	79.60%
Bus Wash Supplies &	4,900.11	3,750.00	26,713.81	45,000.00	(18,286.19)	59.36%
Shop Supplies	6,909.64	3,416.67	47,667.48	41,000.00	6,667.48	116.26%
Physical Damage Insurance	-	3,629.17	-	43,550.00	(43,550.00)	0.00%

Accident Repair	-	-	6,876.85	-	6,876.85	0.00%
Less: Subrogation Recoveries	-	(2,083.33)	-	(25,000.00)	25,000.00	0.00%
Total	\$349,147.86	\$340,203.17	\$2,607,829.82	\$4,082,438.05	(\$1,474,608.23)	63.88%

042 - BLDG Maintenance	Actual	Budget	YTD Actual	Annual Budget		%
	3/31/2022	3/31/2022	3/31/2022	6/30/2022	Variance	Achieved
Salaries	44,161.47	33,590.87	398,535.92	403,090.48	(4,554.56)	98.87%
Overtime	1,195.67	1,401.66	14,043.18	16,819.92	(2,776.74)	83.49%
Payroll Taxes - Non-Veh	3,396.45	2,737.42	34,305.95	32,848.99	1,456.96	104.44%
Pension Expense - Non-Veh	-	8,710.42	-	104,525.04	(104,525.04)	0.00%
Medical - Union Non-Veh	21,509.72	6,067.74	89,637.34	72,812.87	16,824.47	123.11%
Medical - Non-Union Non-	19,338.51	1,835.67	72,931.15	22,027.98	50,903.17	331.08%
Dental - Union Non-Veh	98.64	308.15	980.36	3,697.74	(2,717.38)	26.51%
Dental - Non-Union Non-Veh	(56.94)	129.39	(376.20)	1,552.66	(1,928.86)	(24.23%)
Life Insurance - Non-Veh	70.00	218.28	168.00	2,619.33	(2,451.33)	6.41%
L/T Disability - Non-Veh Maintenan	-	15.28	-	183.35	(183.35)	0.00%
FUI - Non-Veh Maintenance	322.88	73.50	727.42	882.00	(154.58)	82.47%
SUI - Non-Veh Maintenance	88.79	174.93	328.16	2,099.16	(1,771.00)	15.63%
W/C - Union Non-Veh	-	954.85	7,938.00	11,458.14	(3,520.14)	69.28%
PTO - Sick	1,750.64	-	23,726.62	-	23,726.62	0.00%
PTO - Holiday	-	790.68	14,389.44	9,488.17	4,901.27	151.66%
PTO Holiday - Fac Attendant	-	-	5,154.56	-	5,154.56	0.00%
PTO - Vacation	2,855.36	-	25,193.36	-	25,193.36	0.00%
Uniforms - Non-Veh	-	758.33	-	9,100.00	(9,100.00)	0.00%
Shoe & Tool Allow - Non-Veh	277.32	175.00	960.94	2,100.00	(1,139.06)	45.76%
Custodial	18,597.00	-	150,349.12	-	150,349.12	0.00%
Building HVAC	-	1,666.67	4,889.01	20,000.00	(15,110.99)	24.45%
Building Electrical	2,757.00	1,250.00	22,366.39	15,000.00	7,366.39	149.11%
Plumbing	-	833.33	6,819.22	10,000.00	(3,180.78)	68.19%
Building Gen Repairs	3,196.23	14,500.00	28,723.15	174,000.00	(145,276.85)	16.51%
Grounds/ Cleaning	3,326.00	3,916.67	36,277.00	47,000.00	(10,723.00)	77.19%
Radio/Access System	-	516.67	-	6,200.00	(6,200.00)	0.00%
Building Pest Control	336.77	333.33	1,912.50	4,000.00	(2,087.50)	47.81%
Shop Equip Repair	4,424.75	1,393.38	28,253.92	16,720.56	11,533.36	168.98%
Farebox Parts	-	5,000.00	22,253.80	60,000.00	(37,746.20)	37.09%
Farebox Cleaning	1.85	500.00	1,174.95	6,000.00	(4,825.05)	19.58%
Facility Tools	-	-	21,243.08	-	21,243.08	0.00%
Facility Cleaning	1,137.80	21,666.67	2,144.74	260,000.00	(257,855.26)	0.82%
Facility Equip Repairs	529.52	1,166.67	571.26	14,000.00	(13,428.74)	4.08%
Facility Equip Cleaning	-	1,416.67	313.78	17,000.00	(16,686.22)	1.85%
Total	\$129,315.43	\$112,102.23	\$1,015,936.12	\$1,345,226.39	(\$329,290.27)	75.52%

160 - Administration	Actual	Budget	YTD Actual	Annual Budget		%
	3/31/2022	3/31/2022	3/31/2022	6/30/2022	Variance	Achieved
Salaries	91,504.24	115,837.23	798,972.30	1,390,046.68	(591,074.38)	57.48%
Overtime	210.92	-	9,415.47	-	9,415.47	0.00%
Payroll Taxes - General	6,248.00	9,244.05	61,962.96	110,928.57	(48,965.61)	55.86%
Pension Expense - General	3,074.44	20,054.26	269,657.01	240,651.13	29,005.88	112.05%
Medical - Non-Union General	27,747.14	18,368.42	120,704.64	220,421.05	(99,716.41)	54.76%
Dental - Non-Union General	665.08	613.75	5,693.10	7,364.95	(1,671.85)	77.30%
Life Insurance - General	714.00	737.11	2,772.00	8,845.28	(6,073.28)	31.34%
L/T Disability - General Admin	-	51.60	-	619.17	(619.17)	0.00%
FUI - General Admin	21.54	262.50	720.73	3,150.00	(2,429.27)	22.88%
SUI - General Admin	159.70	624.75	616.98	7,497.00	(6,880.02)	8.23%
W/C - Non-Union General	44,471.00	571.86	55,221.00	6,862.28	48,358.72	804.70%
PTO - Sick	1,611.28	-	24,580.27	-	24,580.27	0.00%
PTO - Holiday	-	-	39,368.05	-	39,368.05	0.00%
Accrued Vacation - Staff	1,449.36	-	51,795.89	-	51,795.89	0.00%
PTO - Other	-	349.04	3,325.56	4,188.48	(862.92)	79.40%
Uniforms	-	175.00	-	2,100.00	(2,100.00)	0.00%
InterCo Service Level	-	3,166.67	-	38,000.00	(38,000.00)	0.00%
Audit	-	2,500.00	19,400.00	30,000.00	(10,600.00)	64.67%
Background/License Checks	2,851.25	1,260.00	14,363.61	15,120.00	(756.39)	95.00%
Drug Screens	1,093.10	2,750.00	17,734.00	33,000.00	(15,266.00)	53.74%
Environmental Costs	3,187.57	2,500.00	41,260.51	30,000.00	11,260.51	137.54%
Outside Legal Services	2,109.50	2,500.00	39,450.86	30,000.00	9,450.86	131.50%
Payroll	-	3,083.33	-	37,000.00	(37,000.00)	0.00%
Physicals	1,511.00	1,000.00	5,517.27	12,000.00	(6,482.73)	45.98%
Other Professional	22,234.34	38,335.92	271,202.59	460,031.00	(188,828.41)	58.95%
Temporary Help - General	-	-	53,779.54	-	53,779.54	0.00%
Computer Maintenance	12,614.15	14,833.33	73,340.29	178,000.00	(104,659.71)	41.20%
Office Equip Maintenance	-	433.33	-	5,200.00	(5,200.00)	0.00%
Office Equipment (NonCap)	1,998.06	-	2,208.06	-	2,208.06	0.00%
Other Admin Contract - Fire	-	333.33	2,894.25	4,000.00	(1,105.75)	72.36%
Brochures	-	333.33	-	4,000.00	(4,000.00)	0.00%
Data Processing	-	250.00	-	3,000.00	(3,000.00)	0.00%
Office Supplies	3,679.76	2,500.00	17,098.52	30,000.00	(12,901.48)	57.00%
Postage	-	500.00	1,989.96	6,000.00	(4,010.04)	33.17%
Safety Training & Ed	2,154.01	2,125.00	3,829.39	25,500.00	(21,670.61)	15.02%
Schedules	-	3,333.33	-	40,000.00	(40,000.00)	0.00%
Printed Materials	-	335.25	7,542.87	4,023.00	3,519.87	187.49%
Telephone - Cell & Landline	14,554.86	2,290.00	76,290.90	27,480.00	48,810.90	277.62%

Electric	6,259.25	5,416.67	41,695.37	65,000.00	(23,304.63)	64.15%
Gas Utilities	2,060.23	2,916.67	32,986.64	35,000.00	(2,013.36)	94.25%
Water & Sewer	1,928.59	1,833.33	17,451.76	22,000.00	(4,548.24)	79.33%
Parking	-	166.67	-	2,000.00	(2,000.00)	0.00%
Auto/GL Insurance	1,013.50	169,583.33	71,988.35	2,035,000.00	(1,963,011.65)	3.54%
Sales & Use Taxes	19,328.72	-	113,484.88	-	113,484.88	0.00%
Dues & Subscriptions	-	2,916.67	7,475.80	35,000.00	(27,524.20)	21.36%
Travel & Meetings	344.48	3,833.33	5,734.70	46,000.00	(40,265.30)	12.47%
Penalties & Fines	-	500.00	-	6,000.00	(6,000.00)	0.00%
Advertising	8,112.88	7,666.67	78,180.28	92,000.00	(13,819.72)	84.98%
COVID-19	22,903.95	19,166.67	128,074.78	230,000.00	(101,925.22)	55.68%
Legal Advertising	(1,063.75)	166.67	(1,063.75)	2,000.00	(3,063.75)	(53.19%)
Roadeo	-	583.33	-	7,000.00	(7,000.00)	0.00%
Awards	11,078.86	8,917.20	73,580.98	107,006.35	(33,425.37)	68.76%
Employee Promotions	-	416.67	-	5,000.00	(5,000.00)	0.00%
Bank Charges	567.37	2,500.00	5,759.34	30,000.00	(24,240.66)	19.20%
Capital	7,452.00	240,416.67	17,990.76	2,885,000.00	(2,867,009.24)	0.62%
Misc	(951.53)	-	3,473.61	-	3,473.61	0.00%
Total	\$ 324,898.85	\$ 718,252.94	\$ 2,689,522.08	\$ 8,619,034.94	\$ (5,929,512.86)	31.20%

GoDurham
March 2022 Check List

<u>Trans. Date</u>	<u>Trans. No.</u>	<u>Payee</u>	<u>Amount</u>
3/4/2022	50130	AMAZON CAPITAL SERVICES	241.38
3/4/2022	50153	ANGEL LUIS FIGUEROA	2,200.00
3/4/2022	50167	ANTHONY JACKSON	825.00
3/4/2022	50145	AUSTIN HUNTER DAVIS	300.00
3/4/2022	50161	BENJAMIN LAWRENCE GARTH	225.00
3/4/2022	50136	BIG FROG CUSTOM T-SHIRTS	3,237.90
3/4/2022	50143	BOBBY L. CRABTREE	425.00
3/4/2022	50166	BRYCE HUNTOON	550.00
3/4/2022	50176	CHRISTOPHER BLAKE THOMPSON	600.00
3/4/2022	50140	CLEARSTAR, INC	496.28
3/4/2022	50141	COMTECH NETWORK SOLUTIONS	40.31
3/4/2022	50146	COURTNEY C. DAVIS	400.00
3/4/2022	50135	DAVID ROBBERT BEUGNOT JR.	300.00
3/4/2022	50174	DEBRA CAROL SMITH	200.00
3/4/2022	50147	DELTA DENTAL OF NORTH CAROLINA	6,525.62
3/4/2022	50148	DEWHIT FACILITY SERVICES, LLC	18,597.00
3/4/2022	50162	DONALD NEAL HALL	300.00
3/4/2022	50149	DRAGONFLY POND WORKS	184.00
3/4/2022	50144	DUDLEY RAY CREECH JR.	200.00
3/4/2022	50150	DUKE ENERGY	3,379.69
3/4/2022	50138	EARL THOMAS BUMPHUS	59.09
3/4/2022	50152	EMC NATIONAL LIFE CO	1,481.11
3/4/2022	50151	ERIN R ELLERMAN	300.00
3/4/2022	50163	FEDERICK L. HARRIS	1,500.00
3/4/2022	50154	FIRST TRANSIT INC	2,743.00
3/4/2022	50155	FRONTIER COMMUNICATIONS	69.89
3/4/2022	50156	FRONTIER COMMUNICATIONS	282.64
3/4/2022	50157	FRONTIER COMMUNICATIONS	851.23
3/4/2022	50158	FRONTIER COMMUNICATIONS	81.54
3/4/2022	50159	FRONTIER COMMUNICATIONS	64.45
3/4/2022	50160	GALLAGHER BENEFIT SERVICES, INC	9,543.75
3/4/2022	50131	GREG ANDREA	425.00
3/4/2022	50139	JERMAINE CLARK	550.00
3/4/2022	50175	JONATHAN MICHAEL STEWART	750.00
3/4/2022	50183	JOSEPH LEE HONEYCUTT JR	300.00

3/4/2022	50169	KEITH KIMREY	79.75
3/4/2022	50182	KRISTIAN F. WHEELER	800.00
3/4/2022	50137	MARIANNE KINNEAR BOND	225.00
3/4/2022	50165	MATRICE HENDERSON	625.00
3/4/2022	50171	MATTHEW JOHN MALASPINA	225.00
3/4/2022	50219	MHC KENWORTH	21,295.83
3/4/2022	50172	NATHANIEL S. PARKER	400.00
3/4/2022	50142	OCCUPATIONAL HEALTH CENTERS	172.00
3/4/2022	50170	PETRINA LEWIS	260.48
3/4/2022	50168	RICHARD ERNESTO JIMENEZ	1,050.00
3/4/2022	50173	SCOTT PENNICA	200.00
3/4/2022	50164	THE HARTFORD PRIORITY ACCOUNTS	18,306.45
3/4/2022	50178	TRIANGLE AREA LANDSCAPE MANAGEMENT, INC.	3,326.00
3/4/2022	50179	VERIZON WIRELESS	1,748.46
3/4/2022	50180	VERIZON WIRELESS	3,485.01
3/4/2022	50181	WATERLOGIC	214.35
3/4/2022	50133	WILLIAM SYLVESTER BANTON III	600.00
3/4/2022	50220	WILLIAMS COCHRAN THOMSON JR	300.00
3/4/2022	50134	WILLIE K. BARFIELD	200.00
3/4/2022	50132	ZACHARIA ARGUILEZ	300.00
3/7/2022	50184	A1 AUTO PARTS	80.66
3/7/2022	50185	ABC COMPANIES	2,834.13
3/7/2022	50186	AIRGAS NATIONAL WELDERS	112.86
3/7/2022	50187	ALAN TYE & ASSOCIATES LC	95.99
3/7/2022	50188	ARC3 GASES	94.08
3/7/2022	50189	AUTO JET MUFFLER CORP	2,568.96
3/7/2022	50190	BROME SPECIALTY COMPANY INC	265.34
3/7/2022	50191	CINTAS CORPORATION # 205	776.74
3/7/2022	50192	CLARKE POWER SERVICES INC	44,748.54
3/7/2022	50193	CONTINENTAL TIRE THE AMERICAS, LLC	8,751.11
3/7/2022	50194	COUCH OIL COMPANY OF DURHAM	2,688.36
3/7/2022	50195	CROSS SYSTEMS INC.	1,833.42
3/7/2022	50196	DIESEL EQUIPMENT CO INC	1,876.20
3/7/2022	50197	FACTORY CLEANING EQUIPMENT	636.09
3/7/2022	50198	FASTENAL	16,843.71
3/7/2022	50199	FLEETPRIDE	2,260.09
3/7/2022	50200	GALLS, LLC	2,561.09
3/7/2022	50201	GILLIG llc	10,831.98
3/7/2022	50202	GRAINGER	145.09

3/7/2022	50203	HUTCHENS PETROLEUM	1,426.65
3/7/2022	50204	INTERSTATE BATTERIES OF RALEIGH	441.40
3/7/2022	50205	JCM AND ASSOCIATES, INC	660.03
3/7/2022	50206	JOHNS TOWING & RECOVERY	740.00
3/7/2022	50208	MILLER ELECTRIC COMPANY	9,037.91
3/7/2022	50209	MINCEY S GRAPHICS. LLC	236.50
3/7/2022	50210	MOHAWK MFG & SUPPLY CO.	2,485.55
3/7/2022	50211	NATIONAL COATINGS & SUPPLIES	17.18
3/7/2022	50212	NOBLE OIL SERVICES INC.	364.42
3/7/2022	50213	OFFICE DEPOT	149.59
3/7/2022	50214	PERFORMANCE PRINT SERVICES	5,288.23
3/7/2022	50215	PETRO CANADA AMERICA	24,051.71
3/7/2022	50216	PINNACLE FIRE SYSTEMS INC	2,048.00
3/7/2022	50218	UNIFIRST CORPORATION	2,369.91
3/11/2022	50221	AFLAC	8,024.39
3/11/2022	50222	AMALGAMATED TRANSIT UNION 1493	5,997.64
3/11/2022	50223	AMAZON CAPITAL SERVICES	225.24
3/11/2022	50239	ANGEL LUIS FIGUEROA	1,325.00
3/11/2022	50245	ANTHONY JACKSON	400.00
3/11/2022	50254	ARTHUR JOSEPH SHEPARD	300.00
3/11/2022	50236	AUSTIN HUNTER DAVIS	300.00
3/11/2022	50230	BROCK E CHAMBERS	500.00
3/11/2022	50256	CHARTER COMMUNICATIONS	374.68
3/11/2022	50260	CHRISTOPHER BLAKE THOMPSON	550.00
3/11/2022	50231	CITY OF DURHAM WATER & SEWER	1,024.32
3/11/2022	50233	COLONIAL LIFE	215.40
3/11/2022	50229	COMPASS GROUP	201.02
3/11/2022	50234	COMTECH NETWORK SOLUTIONS	885.61
3/11/2022	50255	DEBRA CAROL SMITH	400.00
3/11/2022	50227	DOUGLAS BECKETT	900.00
3/11/2022	50235	DUDLEY RAY CREECH JR.	1,200.00
3/11/2022	50242	EDGARDO GONZALEZ	300.00
3/11/2022	50243	FEDERICK L. HARRIS	1,600.00
3/11/2022	50240	GALLS, LLC	814.68
3/11/2022	50224	GREG ANDREA	650.00
3/11/2022	50244	HYPERALERT, INC.	6,090.00
3/11/2022	50232	JERMAINE CLARK	425.00
3/11/2022	50241	JOHN E. GILLIS	550.00
3/11/2022	50259	JONATHAN MICHAEL STEWART	1,800.00

3/11/2022	50263	KRISTIAN F. WHEELER	800.00
3/11/2022	50258	MARIA GEORGETTA STEVENSON	425.00
3/11/2022	50228	MARIANNE KINNEAR BOND	225.00
3/11/2022	50225	MARLIN SOFTWARE, LLC	420.00
3/11/2022	50248	MATTHEW JOHN MALASPINA	500.00
3/11/2022	50250	NATHANIEL S. PARKER	425.00
3/11/2022	50247	NICHOLAS JOSEPH LYNDE	900.00
3/11/2022	50249	ORKIN PEST CONTROL	170.00
3/11/2022	50246	PARAGON READY SERVICES LLC	775.00
3/11/2022	50252	PREMIER COMMERCIAL SECURITY	604.07
3/11/2022	50238	RANDAL CHANCE EVANS	300.00
3/11/2022	50253	SAFE-T-WORKS, INC	1,093.10
3/11/2022	50251	SCOTT PENNICA	225.00
3/11/2022	50257	STAPLES BUSINESS ADVANTAGE	2,927.19
3/11/2022	50237	THE EI GROUP INC	1,050.00
3/11/2022	50261	VERIZON CONNECT FLEET USA LLC	145.60
3/11/2022	50262	WATERLOGIC	53.73
3/11/2022	50226	ZACHARIA ARGUILEZ	300.00
3/11/2022	50264	ZONAR	2.00
3/15/2022	50265	THRIFTY OFFICE FURNITURE	1,073.96
3/18/2022	50292	A1 AUTO PARTS	45.75
3/18/2022	50293	ABC COMPANIES	824.17
3/18/2022	50294	ALPHA SYSTEMS	131.57
3/18/2022	50278	ANGEL LUIS FIGUEROA	900.00
3/18/2022	50283	ANTHONY JACKSON	600.00
3/18/2022	50274	BOBBY L. CRABTREE	1,050.00
3/18/2022	50295	BROME SPECIALTY COMPANY INC	757.20
3/18/2022	50272	BROCK E CHAMBERS	300.00
3/18/2022	50282	BRYCE HUNTOON	850.00
3/18/2022	50297	C&A EQUIPMENT SERVICES INC	1,547.90
3/18/2022	50319	CHARTER COMMUNICATIONS	348.56
3/18/2022	50290	CHRISTOPHER BLAKE THOMPSON	1,100.00
3/18/2022	50298	CINTAS CORPORATION # 205	776.74
3/18/2022	50299	CONTINENTAL TIRE THE AMERICAS, LLC	6,200.61
3/18/2022	50300	COUCH OIL COMPANY OF DURHAM	1,514.82
3/18/2022	50276	COURTNEY C. DAVIS	500.00
3/18/2022	50301	CROSS SYSTEMS INC.	2,481.69
3/18/2022	50309	DANIEL D EDDINGER II	2,000.00
3/18/2022	50288	DEBRA CAROL SMITH	300.00

3/18/2022	50302	DOMINION ENERGY	3,051.35
3/18/2022	50279	DONALD NEAL HALL	600.00
3/18/2022	50270	DOUGLAS BECKETT	600.00
3/18/2022	50275	DUDLEY RAY CREECH JR.	200.00
3/18/2022	50303	DUKE ENERGY	53.01
3/18/2022	50315	ESTHER VERONICA NUNN	128.75
3/18/2022	50304	FASTENAL	1,334.15
3/18/2022	50280	FEDERICK L. HARRIS	450.00
3/18/2022	50305	FLEETPRIDE	592.46
3/18/2022	50306	FRONTIER COMMUNICATIONS	36.40
3/18/2022	50307	FRONTIER COMMUNICATIONS	83.38
3/18/2022	50308	GALLS, LLC	2,729.14
3/18/2022	50310	GILLIG llc	13,857.16
3/18/2022	50311	GRAINGER	569.24
3/18/2022	50268	GREG ANDREA	225.00
3/18/2022	50312	HUTCHENS PETROLEUM	734.83
3/18/2022	50273	JERMAINE CLARK	1,275.00
3/18/2022	50266	JIMMY JOHNS #453	2,505.15
3/18/2022	50313	JOHNS TOWING & RECOVERY	770.00
3/18/2022	50289	JONATHAN MICHAEL STEWART	900.00
3/18/2022	50281	JOSEPH LEE HONEYCUTT JR	300.00
3/18/2022	50291	KRISTIAN F. WHEELER	300.00
3/18/2022	50271	MARIANNE KINNEAR BOND	125.00
3/18/2022	50286	MATTHEW JOHN MALASPINA	1,375.00
3/18/2022	50314	MHC KENWORTH	2,070.16
3/18/2022	50267	MICHAEL ADAMS	500.00
3/18/2022	50317	MULTI SERVICE TECHNOLOGY SOLUTIONS INC.	268.83
3/18/2022	50287	NATHANIEL S. PARKER	425.00
3/18/2022	50285	NICHOLAS JOSEPH LYNDE	900.00
3/18/2022	50316	PUBLIC HARDWARE INC	61.79
3/18/2022	50277	RANDAL CHANCE EVANS	200.00
3/18/2022	50284	RICHARD ERNESTO JIMENEZ	925.00
3/18/2022	50318	SOUTHERN COACH PARTS COMPANY	7,460.55
3/18/2022	50320	TEMPERATURE CONTROL SOLUTIONS, INC.	200.00
3/18/2022	50321	THRIFTY OFFICE FURNITURE	1,073.96
3/18/2022	50322	TRADESMASTERS SERVICES	207.80
3/18/2022	50323	TRIAD THERMO KING	936.31
3/18/2022	50324	UNIFIRST CORPORATION	2,834.56
3/18/2022	50325	WALKER AUTO STORES	546.77

3/18/2022	50269	WILLIAM SYLVESTER BANTON III	600.00
3/18/2022	50296	YOLANDA WALKER BUNN	128.75
3/18/2022	50326	YOUNG MOORE AND HENDERSON, P.A.	1,695.50
3/25/2022	50327	A 1 LOCK & SAFE OF NORTH CAROLINA	119.95
3/25/2022	50328	AMAZON CAPITAL SERVICES	107.40
3/25/2022	50352	ANGEL LUIS FIGUEROA	800.00
3/25/2022	50363	ANTHONY JACKSON	200.00
3/25/2022	50376	ARTHUR JOSEPH SHEPARD	300.00
3/25/2022	50336	BROCK E CHAMBERS	450.00
3/25/2022	50360	BRYCE HUNTOON	600.00
3/25/2022	50334	C&A EQUIPMENT SERVICES INC	325.48
3/25/2022	50383	CHRISTOPHER BLAKE THOMPSON	300.00
3/25/2022	50337	CINTAS CORPORATION # 205	388.37
3/25/2022	50338	CITY OF DURHAM WATER & SEWER	654.88
3/25/2022	50340	CLEARSTAR, INC	429.97
3/25/2022	50341	COLONIAL LIFE	215.40
3/25/2022	50343	CONTINENTAL TIRE THE AMERICAS, LLC	4,332.30
3/25/2022	50345	COURTNEY C. DAVIS	1,600.00
3/25/2022	50377	DEBRA CAROL SMITH	500.00
3/25/2022	50394	DOMINION ENERGY	2,215.30
3/25/2022	50332	DOUGLAS BECKETT	950.00
3/25/2022	50346	DRAGONFLY POND WORKS	184.00
3/25/2022	50344	DUDLEY RAY CREECH JR.	500.00
3/25/2022	50347	DUKE ENERGY	3,314.70
3/25/2022	50348	ELECTRIC SALES & SERVICE	2,737.79
3/25/2022	50349	EUROFINS ANA LABORATORIES INC	2,100.00
3/25/2022	50351	FASTENAL	12,241.54
3/25/2022	50357	FEDERICK L. HARRIS	600.00
3/25/2022	50350	FIDELITY SECURITY LIFE INSURANCE CO.	1,401.89
3/25/2022	50353	FOSTER, HOWARD KILBY	128.75
3/25/2022	50354	GALLS, LLC	9,385.03
3/25/2022	50387	GEORGE HENRY TROLLINGER JR	128.75
3/25/2022	50355	GILLIG LLC	3,875.51
3/25/2022	50335	GOULDIN TECHNOLOGIES LLC	1,220.00
3/25/2022	50395	GRAINGER	670.97
3/25/2022	50329	GREG ANDREA	225.00
3/25/2022	50361	HUTCHENS PETROLEUM	1,163.53
3/25/2022	50362	INSIGHT PUBLIC SECTOR, INC.	9,423.80
3/25/2022	50384	JASON THOMPSON	84.00

3/25/2022	50339	JERMAINE CLARK	625.00
3/25/2022	50379	JONATHAN MICHAEL STEWART	1,175.00
3/25/2022	50359	JOSEPH LEE HONEYCUTT JR	300.00
3/25/2022	50366	KEY RISK	44,471.00
3/25/2022	50392	KRISTIAN F. WHEELER	800.00
3/25/2022	50333	MARIANNE KINNEAR BOND	462.50
3/25/2022	50358	MATRICE HENDERSON	175.00
3/25/2022	50368	MATTHEW JOHN MALASPINA	425.00
3/25/2022	50396	MHC KENWORTH	3,242.69
3/25/2022	50373	MICHAEL ROBERT HAVLIN	5,266.47
3/25/2022	50367	NICHOLAS JOSEPH LYNDE	600.00
3/25/2022	50370	NOBLE OIL SERVICES INC.	364.42
3/25/2022	50342	OCCUPATIONAL HEALTH CENTERS	1,339.00
3/25/2022	50371	ORKIN PEST CONTROL	1,005.72
3/25/2022	50365	PARAGON READY SERVICES LLC	1,150.00
3/25/2022	50378	PROFORMA T	9,147.65
3/25/2022	50364	RICHARD ERNESTO JIMENEZ	1,687.50
3/25/2022	50372	SCOTT PENNICA	225.00
3/25/2022	50374	SHARP BUSINESS SYSTEMS	186.61
3/25/2022	50375	SHARP BUSINESS SYSTEMS	26.81
3/25/2022	50381	SYN TECH SYSTEMS INC	825.00
3/25/2022	50382	TELEPATHIC GRAPHICS INC	774.04
3/25/2022	50386	THE TRAVELERS INDEMNITY COMPANY	1,013.50
3/25/2022	50385	TIAA COMMERCIAL FINANCE, INC	467.79
3/25/2022	50380	TRACTION	3,488.80
3/25/2022	50388	UNIFIRST CORPORATION	1,023.01
3/25/2022	50389	UNITED REFRIGERATION, INC.	24.76
3/25/2022	50390	VERIZON WIRELESS	1,748.46
3/25/2022	50391	VERIZON WIRELESS	3,484.56
3/25/2022	50330	WILLIAM SYLVESTER BANTON III	900.00
3/25/2022	50331	WILLIE K. BARFIELD	425.00
3/25/2022	50393	YOUNG MOORE AND HENDERSON, P.A.	414.00
		Total	\$536,028.97



999-99-99 13172 0 C 001 30 50 004
 DURHAM CITY TRANSIT COMPANY
 CLEARING
 1903 FAY ST
 DURHAM NC 27704-5010

Your account statement

For 03/31/2022

Contact us



Truist.com



(844) 4TRUIST or
 (844) 487-8478

ANALYZED CHECKING 1000079559653

Account summary

Your previous balance as of 02/28/2022	\$1,696,205.31
Checks	- 0.00
Other withdrawals, debits and service charges	- 1,620,588.58
Deposits, credits and interest	+ 1,258,543.85
Your new balance as of 03/31/2022	= \$1,334,160.58

Other withdrawals, debits and service charges

DATE	DESCRIPTION	AMOUNT(\$)
03/01	AUTOMATIC ACCOUNT TRANSFER ACCOUNT NUMBER 1000079559638	167.88
03/01	AUTOMATIC ACCOUNT TRANSFER ACCOUNT NUMBER 1000079559646	158,317.46
03/02	AUTOMATIC ACCOUNT TRANSFER ACCOUNT NUMBER 1000079559646	1,418.79
03/03	ACH CORP DEBIT DEPOSIT MERCHANT BANKCD DURHAM CITY TRANSIT CO CUSTOMER ID 496363656885	64.99
03/03	AUTOMATIC ACCOUNT TRANSFER ACCOUNT NUMBER 1000079559646	900.00
03/04	AUTOMATIC ACCOUNT TRANSFER ACCOUNT NUMBER 1000079559646	10,571.89
03/07	AUTOMATIC ACCOUNT TRANSFER ACCOUNT NUMBER 1000079559646	5,645.88
03/08	AUTOMATIC ACCOUNT TRANSFER ACCOUNT NUMBER 1000079559646	3,851.00
03/08	AUTOMATIC ACCOUNT TRANSFER ACCOUNT NUMBER 1000079559638	5,299.25
03/09	AUTOMATIC ACCOUNT TRANSFER ACCOUNT NUMBER 1000079559646	775.00
03/09	AUTOMATIC ACCOUNT TRANSFER ACCOUNT NUMBER 1000079559638	2,693.83
03/10	ACH CORP DEBIT MC VI DEP SUNTRUST MERCHNT DURHAM CITY TRANSIT CO CUSTOMER ID 825329123889 5329123889	19.95
03/10	AUTOMATIC ACCOUNT TRANSFER ACCOUNT NUMBER 1000079559646	8,373.12
03/10	AUTOMATIC ACCOUNT TRANSFER ACCOUNT NUMBER 1000079559638	431,693.24
03/11	AUTOMATIC ACCOUNT TRANSFER ACCOUNT NUMBER 1000079559638	11,910.12
03/11	AUTOMATIC ACCOUNT TRANSFER ACCOUNT NUMBER 1000079559646	16,292.18
03/14	AUTOMATIC ACCOUNT TRANSFER ACCOUNT NUMBER 1000079559638	5,238.50
03/14	AUTOMATIC ACCOUNT TRANSFER ACCOUNT NUMBER 1000079559646	157,826.27
03/15	AUTOMATIC ACCOUNT TRANSFER ACCOUNT NUMBER 1000079559646	58,301.64
03/16	AUTOMATIC ACCOUNT TRANSFER ACCOUNT NUMBER 1000079559638	3,525.48
03/16	AUTOMATIC ACCOUNT TRANSFER ACCOUNT NUMBER 1000079559646	13,215.16
03/17	AUTOMATIC ACCOUNT TRANSFER ACCOUNT NUMBER 1000079559638	128.00
03/17	AUTOMATIC ACCOUNT TRANSFER ACCOUNT NUMBER 1000079559646	6,855.34
03/18	AUTOMATIC ACCOUNT TRANSFER ACCOUNT NUMBER 1000079559638	492.00
03/18	AUTOMATIC ACCOUNT TRANSFER ACCOUNT NUMBER 1000079559646	18,705.14
03/21	SERVICE CHARGES - PRIOR PERIOD	482.43
03/21	AUTOMATIC ACCOUNT TRANSFER ACCOUNT NUMBER 1000079559646	22,672.37

continued

■ ANALYZED CHECKING 1000079559653 (continued)

DATE	DESCRIPTION	AMOUNT(\$)
03/22	AUTOMATIC ACCOUNT TRANSFER ACCOUNT NUMBER 1000079559646	12,242.94
03/23	AUTOMATIC ACCOUNT TRANSFER ACCOUNT NUMBER 1000079559646	2,746.00
03/24	AUTOMATIC ACCOUNT TRANSFER ACCOUNT NUMBER 1000079559646	3,124.47
03/24	AUTOMATIC ACCOUNT TRANSFER ACCOUNT NUMBER 1000079559638	432,983.66
03/25	AUTOMATIC ACCOUNT TRANSFER ACCOUNT NUMBER 1000079559638	15,305.34
03/25	AUTOMATIC ACCOUNT TRANSFER ACCOUNT NUMBER 1000079559646	22,215.29
03/28	AUTOMATIC ACCOUNT TRANSFER ACCOUNT NUMBER 1000079559638	8,219.95
03/28	AUTOMATIC ACCOUNT TRANSFER ACCOUNT NUMBER 1000079559646	15,773.73
03/29	AUTOMATIC ACCOUNT TRANSFER ACCOUNT NUMBER 1000079559638	104.17
03/29	AUTOMATIC ACCOUNT TRANSFER ACCOUNT NUMBER 1000079559646	2,886.27
03/30	AUTOMATIC ACCOUNT TRANSFER ACCOUNT NUMBER 1000079559646	159,420.10
03/31	AUTOMATIC ACCOUNT TRANSFER ACCOUNT NUMBER 1000079559646	129.75
Total other withdrawals, debits and service charges		= \$1,620,588.58

Deposits, credits and interest

DATE	DESCRIPTION	AMOUNT(\$)
03/07	VAULT-DEPOSIT 2	2,192.32
03/25	PAYABLES CITY OF DURHAM DURHAM CITY TRANSIT CO CUSTOMER ID 15709	1,256,351.53
Total deposits, credits and interest		= \$1,258,543.85



Questions, comments or errors?

For general questions/comments or to report errors about your statement or account, please call us at 1-844-4TRUIST (1-844-487-8478) 24 hours a day, 7 days a week. Truist Contact Center teammates are available to assist you from 8am 8pm EST Monday-Friday and 8am 5pm EST on Saturday. You may also contact your local Truist branch. To locate a Truist branch in your area, please visit Truist.com.

Electronic fund transfers (For Consumer Accounts Only. Commercial Accounts refer to the Commercial Bank Services Agreement.)

Services such as Bill Payments and Zelle® are subject to the terms and conditions governing those services, which may not provide an error resolution process in all cases. Please refer to the terms and conditions for those services.

In case of errors or questions about your electronic fund transfers, if you think your statement or receipt is wrong or if you need more information about a transfer on the statement or receipt, IMMEDIATELY call 1-844-487-8478 or write to:

Fraud Management
 P.O. Box 1014
 Charlotte, NC 28201

Tell us as soon as you can, if you think your statement or receipt is wrong, or if you need more information about a transfer listed on the statement or receipt. We must hear from you no later than sixty (60) days after we sent the FIRST statement on which the problem or error appeared.

- Tell us your name and deposit account number (if any)
- Describe the error or transfer you are unsure of, and explain as clearly as you can why you believe it is an error or why you need more information
- Tell us the dollar amount of the suspected error

If you tell us orally, we may require that you also send us your complaint or question in writing within ten (10) business days. We will tell you the results of our investigation within ten (10) business days after we hear from you, and we will correct any error promptly. If we need more time, however, we may take up to forty-five (45) days to investigate your complaint or questions for ATM transactions made within the United States and up to ninety (90) days for new accounts, foreign initiated transactions and point-of-sale transactions. If we decide to do this, we will re-credit your account within ten (10) business days for the amount you think is in error, minus a maximum of \$50. If we ask you to put your complaint in writing, and we do not receive it within ten (10) business days, we may not re-credit your account and you will not have use of the money during the time it takes us to complete our investigation.

Tell us AT ONCE if you believe your access device has been lost or stolen, or someone may have electronically transferred money from your account without your permission, or someone has used information from a check to conduct an unauthorized electronic fund transfer. If you tell us within two (2) business days after you learn of the loss or theft of your access device or the unauthorized transaction, you can lose no more than \$50 if someone makes electronic transfers without your permission.

If you do NOT tell us within two (2) business days after you learn of the loss or theft of your access device or the unauthorized transaction, and we can prove we could

have stopped someone from making electronic transfers without your permission if you had told us, you could lose as much as \$500. Also, if your periodic statement shows transfers you did not make, tell us at once. If you do not tell us within sixty (60) days after the statement was mailed to you, you may not get back any money you lost after sixty (60) days if we can prove we could have stopped someone from taking the money if you had told us in time.

Important information about your Truist Ready Now Credit Line Account

Once advances are made from your Truist Ready Now Credit Line Account, an INTEREST CHARGE will automatically be imposed on the account's outstanding "Average daily balance." The INTEREST CHARGE is calculated by applying the "Daily periodic rate" to the "Average daily balance" of your account (including current transactions) and multiplying this figure by the number of days in the billing cycle. To get the "Average daily balance," we take the beginning account balance each day, add any new advances or debits, and subtract any payments or credits and the last unpaid INTEREST CHARGE. This gives us the daily balance. Then we add all of the daily balances for the billing cycle and divide the total by the number of days in the billing cycle. This gives us the "Average daily balance."

Billing Rights Summary

In case of errors or questions about your Truist Ready Now Credit Line statement If you think your statement is incorrect, or if you need more information about a Truist Ready Now Credit Line transaction on your statement, please call 1-844-4TRUIST or visit your local Truist branch. To dispute a payment, please write to us on a separate sheet of paper at the following address:

Card and Direct to Consumer Lending
 PO Box 200
 Wilson NC 27894-0200

We must hear from you no later than sixty (60) days after we sent you the FIRST statement on which the error or problem appeared. You may telephone us, but doing so will not preserve your rights. In your letter, please provide the following information:

- Your name and account number
- Describe the error or transfer you are unsure about, and explain in detail why you believe this is an error or why you need more information
- The dollar amount of the suspected error

During our investigation process, you are not responsible for paying any amount in question; you are, however, obligated to pay the items on your statement that are not in question. While we investigate your question, we cannot report you as delinquent or take any action to collect the amount in question.

Mail-in deposits

If you wish to mail a deposit, please send a deposit ticket and check to your local Truist branch. Visit Truist.com to locate the Truist branch closest to you. Please do not send cash.

Change of address

If you need to change your address, please visit your local Truist branch or call Truist Contact Center at 1-844-4TRUIST (1-844-487-8478).

How to Reconcile Your Account		Outstanding Checks and Other Debits (Section A)			
		Date/Check #	Amount	Date/Check #	Amount
1.	List the new balance of your account from your latest statement here:				
2.	Record any outstanding debits (checks, check card purchases, ATM withdrawals, electronic transactions, etc.) in section A. Record the transaction date, the check number or type of debit and the debit amount. Add up all of the debits, and enter the sum here:				
3.	Subtract the amount in Line 2 above from the amount in Line 1 above and enter the total here:				
4.	Record any outstanding credits in section B. Record the transaction date, credit type and the credit amount. Add up all of the credits and enter the sum here:				
		Outstanding Deposits and Other Credits (Section B)			
5.	Add the amount in Line 4 to the amount in Line 3 to find your balance. Enter the sum here. This amount should match the balance in your register.	Date/Type	Amount	Date/Type	Amount

For more information, please contact your local Truist branch, visit Truist.com or contact us at 1-844-4TRUIST (1-844-487-8478). MEMBER FDIC



999-99-99 13172 0 C 001 30 50 004
 DURHAM CITY TRANSIT COMPANY
 PAYROLL
 1903 FAY ST
 DURHAM NC 27704-5010

Your account statement

For 03/31/2022

Contact us



Truist.com



(844) 4TRUIST or
 (844) 487-8478

■ ANALYZED CHECKING 1000079559638

Account summary

Your previous balance as of 02/28/2022	\$0.00
Checks	- 0.00
Other withdrawals, debits and service charges	- 917,761.42
Deposits, credits and interest	+ 917,761.42
Your new balance as of 03/31/2022	= \$0.00

Other withdrawals, debits and service charges

DATE	DESCRIPTION	AMOUNT(\$)
03/01	ACH CORP DEBIT PLIC-PERIS PRINCIPAL LIFE P DURHAM CITY TRANSIT CUSTOMER ID 5-3743200001201	65.46
03/01	ACH CORP DEBIT PaycorFees PAYCOR INC. DURHAM CITY TRANSIT COCUSTOMER ID 127531546896241	102.42
03/08	ACH CORP DEBIT tax fund PAYCOR INC. DURHAM CITY TRANSIT CO CUSTOMER ID 295724879234050	1,388.61
03/08	ACH CORP DEBIT DD - Fund PAYCOR INC. DURHAM CITY TRANSIT CO CUSTOMER ID 158391795146659	3,910.64
03/09	ACH CORP DEBIT PLIC-PERIS PRINCIPAL LIFE P DURHAM CITY TRANSIT CUSTOMER ID 5-3743200000888	50.19
03/09	ACH CORP DEBIT PaycorFees PAYCOR INC. DURHAM CITY TRANSIT COCUSTOMER ID 97895224339571	2,643.64
03/10	ACH CORP DEBIT Pay fund ACBFBO PAYCOR DURHAM CITY TRANSIT CO CUSTOMER ID 753852668231200	2,933.57
03/10	ACH CORP DEBIT tax fund PAYCOR INC. DURHAM CITY TRANSIT CO CUSTOMER ID 192293615007269	115,538.75
03/10	ACH CORP DEBIT DD - Fund PAYCOR INC. DURHAM CITY TRANSIT CO CUSTOMER ID 176575097937295	311,139.83
03/10	ACH CORP DEBIT POC fund PAYCOR INC. DURHAM CITY TRANSIT CO CUSTOMER ID 904286419323900	2,081.09
03/11	ACH CORP DEBIT PaycorFees PAYCOR INC. DURHAM CITY TRANSIT COCUSTOMER ID 219135974582769	522.67
03/11	ACH CORP DEBIT PLIC-PERIS PRINCIPAL LIFE P DURHAM CITY TRANSIT CUSTOMER ID 5-3743200001083	11,387.45
03/14	FLEX ACCNT FLORES & ASSOCIA 1281 Durham City Transit Co	5,238.50
03/16	ACH CORP DEBIT PLIC-PERIS PRINCIPAL LIFE P DURHAM CITY TRANSIT CUSTOMER ID 5-3743400001042	3,525.48
03/17	admin fees AMERIFLEX RCIT Durham City Transit	128.00
03/18	FLEX ACCNT FLORES & ASSOCIA 9082 Durham City Transit Co	492.00

continued

■ ANALYZED CHECKING 1000079559638 (continued)

DATE	DESCRIPTION	AMOUNT(\$)
03/24	ACH CORP DEBIT POC fund PAYCOR INC. DURHAM CITY TRANSIT CO CUSTOMER ID 211662042541315	2,135.25
03/24	ACH CORP DEBIT Pay fund ACBFBO PAYCOR DURHAM CITY TRANSIT CO CUSTOMER ID 156048856478136	2,933.57
03/24	ACH CORP DEBIT tax fund PAYCOR INC. DURHAM CITY TRANSIT CO CUSTOMER ID 229005118093370	114,497.16
03/24	ACH CORP DEBIT DD - Fund PAYCOR INC. DURHAM CITY TRANSIT CO CUSTOMER ID 227192956937274	313,417.68
03/25	ACH CORP DEBIT PLIC-PERIS PRINCIPAL LIFE P DURHAM CITY TRANSIT CUSTOMER ID 5-3743200001157	37.15
03/25	ACH CORP DEBIT DD - Fund PAYCOR INC. DURHAM CITY TRANSIT CO CUSTOMER ID 60561998326	124.04
03/25	ACH CORP DEBIT PaycorFees PAYCOR INC. DURHAM CITY TRANSIT CO CUSTOMER ID 114944796579450	529.02
03/25	ACH CORP DEBIT PLIC-PERIS PRINCIPAL LIFE P DURHAM CITY TRANSIT CUSTOMER ID 5-3743400001158	3,431.96
03/25	ACH CORP DEBIT PLIC-PERIS PRINCIPAL LIFE P DURHAM CITY TRANSIT CUSTOMER ID 5-3743200001156	11,183.17
03/28	FLEX ACCNT FLORES & ASSOCIA 1282 Durham City Transit Co	5,994.93
03/28	ACH CORP DEBIT PaycorFees PAYCOR INC. DURHAM CITY TRANSIT CO CUSTOMER ID 166066256884806	78.67
03/28	ACH CORP DEBIT tax fund PAYCOR INC. DURHAM CITY TRANSIT CO CUSTOMER ID 175498544542478	135.10
03/28	ACH CORP DEBIT DD - Fund PAYCOR INC. DURHAM CITY TRANSIT CO CUSTOMER ID 266800175891495	2,011.25
03/29	ACH CORP DEBIT PaycorFees PAYCOR INC. DURHAM CITY TRANSIT CO CUSTOMER ID 46622299680632	104.17
Total other withdrawals, debits and service charges		= \$917,761.42

Deposits, credits and interest

DATE	DESCRIPTION	AMOUNT(\$)
03/01	AUTOMATIC ACCOUNT TRANSFER ACCOUNT NUMBER 1000079559653	167.88
03/08	AUTOMATIC ACCOUNT TRANSFER ACCOUNT NUMBER 1000079559653	5,299.25
03/09	AUTOMATIC ACCOUNT TRANSFER ACCOUNT NUMBER 1000079559653	2,693.83
03/10	AUTOMATIC ACCOUNT TRANSFER ACCOUNT NUMBER 1000079559653	431,693.24
03/11	AUTOMATIC ACCOUNT TRANSFER ACCOUNT NUMBER 1000079559653	11,910.12
03/14	AUTOMATIC ACCOUNT TRANSFER ACCOUNT NUMBER 1000079559653	5,238.50
03/16	AUTOMATIC ACCOUNT TRANSFER ACCOUNT NUMBER 1000079559653	3,525.48
03/17	AUTOMATIC ACCOUNT TRANSFER ACCOUNT NUMBER 1000079559653	128.00
03/18	AUTOMATIC ACCOUNT TRANSFER ACCOUNT NUMBER 1000079559653	492.00
03/24	AUTOMATIC ACCOUNT TRANSFER ACCOUNT NUMBER 1000079559653	432,983.66
03/25	AUTOMATIC ACCOUNT TRANSFER ACCOUNT NUMBER 1000079559653	15,305.34
03/28	AUTOMATIC ACCOUNT TRANSFER ACCOUNT NUMBER 1000079559653	8,219.95
03/29	AUTOMATIC ACCOUNT TRANSFER ACCOUNT NUMBER 1000079559653	104.17
Total deposits, credits and interest		= \$917,761.42



Questions, comments or errors?

For general questions/comments or to report errors about your statement or account, please call us at 1-844-4TRUIST (1-844-487-8478) 24 hours a day, 7 days a week. Truist Contact Center teammates are available to assist you from 8am-8pm EST Monday-Friday and 8am-5pm EST on Saturday. You may also contact your local Truist branch. To locate a Truist branch in your area, please visit Truist.com.

Electronic fund transfers (For Consumer Accounts Only. Commercial Accounts refer to the Commercial Bank Services Agreement.)

Services such as Bill Payments and Zelle® are subject to the terms and conditions governing those services, which may not provide an error resolution process in all cases. Please refer to the terms and conditions for those services.

In case of errors or questions about your electronic fund transfers, if you think your statement or receipt is wrong or if you need more information about a transfer on the statement or receipt, IMMEDIATELY call 1-844-487-8478 or write to:

Fraud Management
 P.O. Box 1014
 Charlotte, NC 28201

Tell us as soon as you can, if you think your statement or receipt is wrong, or if you need more information about a transfer listed on the statement or receipt. We must hear from you no later than sixty (60) days after we sent the FIRST statement on which the problem or error appeared.

- Tell us your name and deposit account number (if any)
- Describe the error or transfer you are unsure of, and explain as clearly as you can why you believe it is an error or why you need more information
- Tell us the dollar amount of the suspected error

If you tell us orally, we may require that you also send us your complaint or question in writing within ten (10) business days. We will tell you the results of our investigation within ten (10) business days after we hear from you, and we will correct any error promptly. If we need more time, however, we may take up to forty-five (45) days to investigate your complaint or questions for ATM transactions made within the United States and up to ninety (90) days for new accounts, foreign initiated transactions and point-of-sale transactions. If we decide to do this, we will re-credit your account within ten (10) business days for the amount you think is in error, minus a maximum of \$50. If we ask you to put your complaint in writing, and we do not receive it within ten (10) business days, we may not re-credit your account and you will not have use of the money during the time it takes us to complete our investigation.

Tell us AT ONCE if you believe your access device has been lost or stolen, or someone may have electronically transferred money from your account without your permission, or someone has used information from a check to conduct an unauthorized electronic fund transfer. If you tell us within two (2) business days after you learn of the loss or theft of your access device or the unauthorized transaction, you can lose no more than \$50 if someone makes electronic transfers without your permission.

If you do NOT tell us within two (2) business days after you learn of the loss or theft of your access device or the unauthorized transaction, and we can prove we could

have stopped someone from making electronic transfers without your permission. If you had told us, you could lose as much as \$500. Also, if your periodic statement shows transfers you did not make, tell us at once. If you do not tell us within sixty (60) days after the statement was mailed to you, you may not get back any money you lost after sixty (60) days if we can prove we could have stopped someone from taking the money if you had told us in time.

Important information about your Truist Ready Now Credit Line Account

Once advances are made from your Truist Ready Now Credit Line Account, an INTEREST CHARGE will automatically be imposed on the account's outstanding "Average daily balance." The INTEREST CHARGE is calculated by applying the "Daily periodic rate" to the "Average daily balance" of your account (including current transactions) and multiplying this figure by the number of days in the billing cycle. To get the "Average daily balance," we take the beginning account balance each day, add any new advances or debits, and subtract any payments or credits and the last unpaid INTEREST CHARGE. This gives us the daily balance. Then we add all of the daily balances for the billing cycle and divide the total by the number of days in the billing cycle. This gives us the "Average daily balance."

Billing Rights Summary

In case of errors or questions about your Truist Ready Now Credit Line statement. If you think your statement is incorrect, or if you need more information about a Truist Ready Now Credit Line transaction on your statement, please call 1-844-4TRUIST or visit your local Truist branch. To dispute a payment, please write to us on a separate sheet of paper at the following address:

Card and Direct to Consumer Lending
 PO Box 200
 Wilson NC 27894-0200

We must hear from you no later than sixty (60) days after we sent you the FIRST statement on which the error or problem appeared. You may telephone us, but doing so will not preserve your rights. In your letter, please provide the following information:

- Your name and account number
- Describe the error or transfer you are unsure about, and explain in detail why you believe this is an error or why you need more information
- The dollar amount of the suspected error

During our investigation process, you are not responsible for paying any amount in question; you are, however, obligated to pay the items on your statement that are not in question. While we investigate your question, we cannot report you as delinquent or take any action to collect the amount in question.

Mail-in deposits

If you wish to mail a deposit, please send a deposit ticket and check to your local Truist branch. Visit Truist.com to locate the Truist branch closest to you. Please do not send cash.

Change of address

If you need to change your address, please visit your local Truist branch or call Truist Contact Center at 1-844-4TRUIST (1-844-487-8478).

How to Reconcile Your Account		Outstanding Checks and Other Debits (Section A)			
		Date/Check #	Amount	Date/Check #	Amount
1. List the new balance of your account from your latest statement here:					
2. Record any outstanding debits (checks, check card purchases, ATM withdrawals, electronic transactions, etc.) in section A. Record the transaction date, the check number or type of debit and the debit amount. Add up all of the debits, and enter the sum here:					
3. Subtract the amount in Line 2 above from the amount in Line 1 above and enter the total here:					
4. Record any outstanding credits in section B. Record the transaction date, credit type and the credit amount. Add up all of the credits and enter the sum here:					
5. Add the amount in Line 4 to the amount in Line 3 to find your balance. Enter the sum here. This amount should match the balance in your register.		Outstanding Deposits and Other Credits (Section B)			
		Date/Type	Amount	Date/Type	Amount

For more information, please contact your local Truist branch, visit Truist.com or contact us at 1-844-4TRUIST (1-844-487-8478). MEMBER FDIC



999-99-99 13172 0 C 001 20 50 004
 DURHAM CITY TRANSIT COMPANY
 ACCOUNTS PAYABLE
 1903 FAY ST
 DURHAM NC 27704-5010

Your account statement

For 03/31/2022

Contact us



Truist.com



(844) 4TRUIST or
 (844) 487-8478

ANALYZED CHECKING 1000079559646

Account summary

Your previous balance as of 02/28/2022	\$0.00
Checks	- 395,084.10
Other withdrawals, debits and service charges	- 307,175.69
Deposits, credits and interest	+ 702,259.79
Your new balance as of 03/31/2022	= \$0.00

Checks

DATE	CHECK #	AMOUNT(\$)	DATE	CHECK #	AMOUNT(\$)	DATE	CHECK #	AMOUNT(\$)
03/07	49783	600.00	03/01	50107	900.00	03/14	50147	6,525.62
03/07	*49821	400.00	03/01	50108	425.00	03/14	50148	18,597.00
03/01	*49831	200.00	03/01	50109	200.00	03/17	50149	184.00
03/01	*49908	95.41	03/04	50110	2,025.00	03/11	50150	3,379.69
03/17	*49910	1,100.00	03/02	50111	600.00	03/07	50151	300.00
03/01	*49949	800.00	03/01	50112	500.00	03/17	50152	1,481.11
03/08	*49954	3,326.00	03/04	50113	425.00	03/04	50153	2,200.00
03/17	*49966	1,000.00	03/01	*50115	900.00	03/16	50154	2,743.00
03/01	*50016	200.00	03/01	*50117	1,000.00	03/14	50155	69.89
03/07	*50021	16.13	03/07	*50119	325.00	03/14	50156	282.64
03/01	*50025	184.77	03/01	*50123	500.00	03/14	50157	851.23
03/04	*50028	2.00	03/01	*50127	300.00	03/14	50158	81.54
03/01	*50031	250.00	03/03	50128	300.00	03/14	50159	64.45
03/02	*50046	500.00	03/04	50129	785.80	03/14	50160	9,543.75
03/04	50047	800.00	03/14	50130	241.38	03/09	50161	225.00
03/04	*50050	300.00	03/17	50131	425.00	03/08	50162	300.00
03/03	*50068	600.00	03/07	50132	300.00	03/04	50163	1,500.00
03/01	50069	300.00	03/07	50133	600.00	03/14	50164	18,306.45
03/02	*50079	318.79	03/10	50134	200.00	03/04	50165	625.00
03/11	*50085	598.90	03/04	50135	300.00	03/07	50166	550.00
03/01	*50088	200.00	03/08	*50137	225.00	03/07	*50168	1,050.00
03/14	*50098	1,341.82	03/04	50138	59.09	03/07	50169	79.75
03/14	*50100	1,341.82	03/09	50139	550.00	03/15	50170	260.48
03/17	50101	625.00	03/11	50140	496.28	03/07	50171	225.00
03/10	50102	300.00	03/14	*50142	172.00	03/07	50172	400.00
03/01	50103	600.00	03/21	50143	425.00	03/11	50173	200.00
03/01	*50105	300.00	03/07	50144	200.00	03/17	50174	200.00
03/01	50106	225.00	03/16	*50146	400.00	03/04	50175	750.00

continued

■ ANALYZED CHECKING 1000079559646 (continued)

DATE	CHECK #	AMOUNT(\$)	DATE	CHECK #	AMOUNT(\$)	DATE	CHECK #	AMOUNT(\$)
03/07	50176	600.00	03/15	50228	225.00	03/22	50279	600.00
03/10	* 50178	3,326.00	03/15	50229	201.02	03/21	50280	450.00
03/22	50179	1,748.46	03/17	50230	500.00	03/21	* 50282	850.00
03/22	50180	3,485.01	03/15	50231	1,024.32	03/18	* 50284	925.00
03/16	50181	214.35	03/14	50232	425.00	03/21	50285	900.00
03/04	50182	800.00	03/18	50233	215.40	03/21	50286	1,375.00
03/15	* 50184	80.66	03/14	* 50235	1,200.00	03/21	50287	425.00
03/14	50185	2,834.13	03/14	* 50237	1,050.00	03/28	50288	300.00
03/14	50186	112.86	03/24	50238	300.00	03/18	50289	900.00
03/14	50187	95.99	03/14	50239	1,325.00	03/18	50290	1,100.00
03/11	50188	94.08	03/15	50240	814.68	03/21	50291	300.00
03/15	50189	2,568.96	03/14	50241	550.00	03/31	50292	45.75
03/10	50190	265.34	03/21	50242	300.00	03/21	50293	824.17
03/14	50191	776.74	03/14	50243	1,600.00	03/21	50294	131.57
03/15	50192	44,748.54	03/28	50244	6,090.00	03/22	50295	757.20
03/14	50193	8,751.11	03/15	* 50246	775.00	03/21	50296	128.75
03/10	50194	2,688.36	03/14	50247	900.00	03/23	50297	1,547.90
03/16	50195	1,833.42	03/15	50248	500.00	03/24	50298	776.74
03/18	50196	1,876.20	03/14	50249	170.00	03/28	50299	6,200.61
03/11	50197	636.09	03/15	50250	425.00	03/21	50300	1,514.82
03/14	50198	16,843.71	03/24	50251	225.00	03/30	50301	2,481.69
03/14	50199	2,260.09	03/21	50252	604.07	03/21	50302	3,051.35
03/14	50200	2,561.09	03/18	50253	1,093.10	03/21	50303	53.01
03/18	50201	10,831.98	03/15	50254	300.00	03/21	50304	1,334.15
03/11	50202	145.09	03/17	50255	400.00	03/23	50305	592.46
03/10	50203	1,426.65	03/18	50256	374.68	03/23	50306	36.40
03/11	50204	441.40	03/15	50257	2,927.19	03/22	50307	83.38
03/18	50205	660.03	03/11	* 50259	1,800.00	03/22	50308	2,729.14
03/15	50206	740.00	03/14	50260	550.00	03/25	* 50310	13,857.16
03/14	* 50208	9,037.91	03/14	50261	145.60	03/23	50311	569.24
03/17	50209	236.50	03/17	50262	53.73	03/21	50312	734.83
03/15	50210	2,485.55	03/11	50263	800.00	03/22	* 50314	2,070.16
03/10	50211	17.18	03/24	50264	2.00	03/18	50315	128.75
03/11	50212	364.42	03/24	50265	1,073.96	03/22	50316	61.79
03/10	50213	149.59	03/21	50266	2,505.15	03/25	50317	268.83
03/11	50214	5,288.23	03/25	50267	500.00	03/25	50318	7,460.55
03/14	50215	24,051.71	03/21	* 50269	600.00	03/28	50319	348.56
03/11	50216	2,048.00	03/18	50270	600.00	03/21	50320	200.00
03/14	* 50218	2,369.91	03/21	50271	125.00	03/22	* 50322	207.80
03/14	50219	21,295.83	03/21	50272	300.00	03/28	* 50324	2,834.56
03/14	50220	300.00	03/21	50273	1,275.00	03/24	50325	546.77
03/16	50221	8,024.39	03/21	50274	1,050.00	03/21	50326	1,695.50
03/15	* 50223	225.24	03/21	50275	200.00	03/31	* 50384	84.00
03/17	50224	650.00	03/22	50276	500.00	03/25	* 50387	128.75
03/21	50225	420.00	03/24	50277	200.00	03/29	* 50394	2,215.30
03/14	50226	300.00	03/21	50278	900.00	03/29	50395	670.97
03/14	50227	900.00						

* indicates a skip in sequential check numbers above this item

Total checks = \$395,084.10

Other withdrawals, debits and service charges

DATE	DESCRIPTION	AMOUNT(\$)
03/01	ACH CORP DEBIT PREMIUM AETNA LIFE INS DURHAM CITY TRANSIT CO CUSTOMER ID 614	150,237.28
03/30	ACH CORP DEBIT PREMIUM AETNA LIFE INS DURHAM CITY TRANSIT CO CUSTOMER ID 614	156,938.41
Total other withdrawals, debits and service charges		= \$307,175.69

Deposits, credits and interest

DATE	DESCRIPTION	AMOUNT(\$)
03/01	AUTOMATIC ACCOUNT TRANSFER ACCOUNT NUMBER 1000079559653	158,317.46
03/02	AUTOMATIC ACCOUNT TRANSFER ACCOUNT NUMBER 1000079559653	1,418.79
03/03	AUTOMATIC ACCOUNT TRANSFER ACCOUNT NUMBER 1000079559653	900.00
03/04	AUTOMATIC ACCOUNT TRANSFER ACCOUNT NUMBER 1000079559653	10,571.89
03/07	AUTOMATIC ACCOUNT TRANSFER ACCOUNT NUMBER 1000079559653	5,645.88

continued



■ ANALYZED CHECKING 1000079559646 (continued)

DATE	DESCRIPTION	AMOUNT(\$)
03/08	AUTOMATIC ACCOUNT TRANSFER ACCOUNT NUMBER 1000079559653	3,851.00
03/09	AUTOMATIC ACCOUNT TRANSFER ACCOUNT NUMBER 1000079559653	775.00
03/10	AUTOMATIC ACCOUNT TRANSFER ACCOUNT NUMBER 1000079559653	8,373.12
03/11	AUTOMATIC ACCOUNT TRANSFER ACCOUNT NUMBER 1000079559653	16,292.18
03/14	AUTOMATIC ACCOUNT TRANSFER ACCOUNT NUMBER 1000079559653	157,826.27
03/15	AUTOMATIC ACCOUNT TRANSFER ACCOUNT NUMBER 1000079559653	58,301.64
03/16	AUTOMATIC ACCOUNT TRANSFER ACCOUNT NUMBER 1000079559653	13,215.16
03/17	AUTOMATIC ACCOUNT TRANSFER ACCOUNT NUMBER 1000079559653	6,855.34
03/18	AUTOMATIC ACCOUNT TRANSFER ACCOUNT NUMBER 1000079559653	18,705.14
03/21	AUTOMATIC ACCOUNT TRANSFER ACCOUNT NUMBER 1000079559653	22,672.37
03/22	AUTOMATIC ACCOUNT TRANSFER ACCOUNT NUMBER 1000079559653	12,242.94
03/23	AUTOMATIC ACCOUNT TRANSFER ACCOUNT NUMBER 1000079559653	2,746.00
03/24	AUTOMATIC ACCOUNT TRANSFER ACCOUNT NUMBER 1000079559653	3,124.47
03/25	AUTOMATIC ACCOUNT TRANSFER ACCOUNT NUMBER 1000079559653	22,215.29
03/28	AUTOMATIC ACCOUNT TRANSFER ACCOUNT NUMBER 1000079559653	15,773.73
03/29	AUTOMATIC ACCOUNT TRANSFER ACCOUNT NUMBER 1000079559653	2,886.27
03/30	AUTOMATIC ACCOUNT TRANSFER ACCOUNT NUMBER 1000079559653	159,420.10
03/31	AUTOMATIC ACCOUNT TRANSFER ACCOUNT NUMBER 1000079559653	129.75
Total deposits, credits and interest		= \$702,259.79



Questions, comments or errors?

For general questions/comments or to report errors about your statement or account, please call us at 1-844-4TRUIST (1-844-487-8478) 24 hours a day, 7 days a week. Truist Contact Center teammates are available to assist you from 8am-8pm EST Monday-Friday and 8am-5pm EST on Saturday. You may also contact your local Truist branch. To locate a Truist branch in your area, please visit Truist.com.

Electronic fund transfers (For Consumer Accounts Only. Commercial Accounts refer to the Commercial Bank Services Agreement.)

Services such as Bill Payments and Zelle® are subject to the terms and conditions governing those services, which may not provide an error resolution process in all cases. Please refer to the terms and conditions for those services.

In case of errors or questions about your electronic fund transfers, if you think your statement or receipt is wrong or if you need more information about a transfer on the statement or receipt, IMMEDIATELY call 1-844-487-8478 or write to:

Fraud Management
P.O. Box 1014
Charlotte, NC 28201

Tell us as soon as you can, if you think your statement or receipt is wrong, or if you need more information about a transfer listed on the statement or receipt. We must hear from you no later than sixty (60) days after we sent the FIRST statement on which the problem or error appeared.

- Tell us your name and deposit account number (if any)
- Describe the error or transfer you are unsure of, and explain as clearly as you can why you believe it is an error or why you need more information
- Tell us the dollar amount of the suspected error

If you tell us orally, we may require that you also send us your complaint or question in writing within ten (10) business days. We will tell you the results of our investigation within ten (10) business days after we hear from you, and we will correct any error promptly. If we need more time, however, we may take up to forty-five (45) days to investigate your complaint or questions for ATM transactions made within the United States and up to ninety (90) days for new accounts, foreign initiated transactions and point-of-sale transactions. If we decide to do this, we will re-credit your account within ten (10) business days for the amount you think is in error, minus a maximum of \$50. If we ask you to put your complaint in writing, and we do not receive it within ten (10) business days, we may not re-credit your account and you will not have use of the money during the time it takes us to complete our investigation.

Tell us AT ONCE if you believe your access device has been lost or stolen, or someone may have electronically transferred money from your account without your permission, or someone has used information from a check to conduct an unauthorized electronic fund transfer. If you tell us within two (2) business days after you learn of the loss or theft of your access device or the unauthorized transaction, you can lose no more than \$50 if someone makes electronic transfers without your permission.

If you do NOT tell us within two (2) business days after you learn of the loss or theft of your access device or the unauthorized transaction, and we can prove we could

have stopped someone from making electronic transfers without your permission if you had told us, you could lose as much as \$500. Also, if your periodic statement shows transfers you did not make, tell us at once. If you do not tell us within sixty (60) days after the statement was mailed to you, you may not get back any money you lost after sixty (60) days if we can prove we could have stopped someone from taking the money if you had told us in time.

Important information about your Truist Ready Now Credit Line Account

Once advances are made from your Truist Ready Now Credit Line Account, an INTEREST CHARGE will automatically be imposed on the account's outstanding "Average daily balance." The INTEREST CHARGE is calculated by applying the "Daily periodic rate" to the "Average daily balance" of your account (including current transactions) and multiplying this figure by the number of days in the billing cycle. To get the "Average daily balance," we take the beginning account balance each day, add any new advances or debits, and subtract any payments or credits and the last unpaid INTEREST CHARGE. This gives us the daily balance. Then we add all of the daily balances for the billing cycle and divide the total by the number of days in the billing cycle. This gives us the "Average daily balance."

Billing Rights Summary

In case of errors or questions about your Truist Ready Now Credit Line statement if you think your statement is incorrect, or if you need more information about a Truist Ready Now Credit Line transaction on your statement, please call 1-844-4TRUIST or visit your local Truist branch. To dispute a payment, please write to us on a separate sheet of paper at the following address:

Card and Direct to Consumer Lending
PO Box 200
Wilson NC 27894-0200

We must hear from you no later than sixty (60) days after we sent you the FIRST statement on which the error or problem appeared. You may telephone us, but doing so will not preserve your rights. In your letter, please provide the following information:

- Your name and account number
- Describe the error or transfer you are unsure about, and explain in detail why you believe this is an error or why you need more information
- The dollar amount of the suspected error

During our investigation process, you are not responsible for paying any amount in question; you are, however, obligated to pay the items on your statement that are not in question. While we investigate your question, we cannot report you as delinquent or take any action to collect the amount in question.

Mail-in deposits

If you wish to mail a deposit, please send a deposit ticket and check to your local Truist branch. Visit Truist.com to locate the Truist branch closest to you. Please do not send cash.

Change of address

If you need to change your address, please visit your local Truist branch or call Truist Contact Center at 1-844-4TRUIST (1-844-487-8478).

How to Reconcile Your Account		Outstanding Checks and Other Debits (Section A)			
1. List the new balance of your account from your latest statement here:		Date/Check #	Amount	Date/Check #	Amount
2. Record any outstanding debits (checks, check card purchases, ATM withdrawals, electronic transactions, etc.) in section A. Record the transaction date, the check number or type of debit and the debit amount. Add up all of the debits, and enter the sum here:					
3. Subtract the amount in Line 2 above from the amount in Line 1 above and enter the total here:					
4. Record any outstanding credits in section B. Record the transaction date, credit type and the credit amount. Add up all of the credits and enter the sum here:					
5. Add the amount in Line 4 to the amount in Line 3 to find your balance. Enter the sum here. This amount should match the balance in your register.		Outstanding Deposits and Other Credits (Section B)			
		Date/Type	Amount	Date/Type	Amount

For more information, please contact your local Truist branch, visit Truist.com or contact us at 1-844-4TRUIST (1-844-487-8478). MEMBER FDIC

Contract 3137		April-22			
Revenues					
Advertising Revenue	\$	-	5310U051	658900	
Vending Revenue	\$	-	5310U051	658900	
Other	\$	-	5310U051	658900	
Farebox/Ticket	\$	-	5310U051	644020	
Total Revenue	\$	-			
Total Expenses					
	\$	1,796,599.84			
Less: Pension	\$	-			
Less: Robertson	\$	-			
Net Expenses	\$	1,796,599.84			
Breakdown of Expenses					
	\$	483,391.77	5310U051	728610	
	\$	508,275.41	5300U050	728610	USC22
	\$	804,932.66	5310U051	728610	USCA2
			5300U050	728610	
Eligible Grant Expenses					
Department 41	\$	404,331.30			
Department 42	\$	103,944.11			
Operating Expenses (CARES - Dept 10)	\$	804,932.66			
Total Grant Expenses	\$	1,313,208.07			
Replenishment Amount	\$	1,796,599.84			



Tonya Dupree
Finance Director
1903 Fay Street
Durham, NC 27704
(919) 560-1545 x36104
Fax (919) 560-1541

May 13, 2022

**Triangle Transit
Mrs. Sandra Freeman
4600 Emperor Blvd Ste. 1000
Durham, NC 27703**

Dear Mrs. Freeman,

Please find enclosed a copy of the income statement, reconciliation, and supporting documentation for the period ending April 30, 2022. Upon review and approval of the April funding request, we are asking the City of Durham to replenish \$1,796,599.84 to the cash account of GoDurham. This amount will restore the working capital fund as of April 30, 2022 to \$3,400,000.

Sincerely,

A handwritten signature in black ink that reads "Tonya Dupree".

Tonya Dupree
Finance Director
GoDurham

Go Durham

Reconciliation -April 2022

GL Balance:

Revenue:	\$1,753,997.46
Less: City Reimbursements	<u>(1,752,599.47)</u>
	\$ 1,397.99

Total Expenses- IS	\$1,797,997.83
	\$1,797,997.83

Revenue over Expenses: (\$1,796,599.84)

Bank Balance:

Deposits:	1,767,304.48	
Less Account Adjustment:	(13,307.02)	Refund/ Credit to expense account
Less Account Adjustment:	<u>(1,752,599.47)</u>	City Replenishments

Net Deposits: \$ 1,397.99

Withdrawals:

Check Register	\$ 748,432.42	
Less: Supplemental Ins./ Garn.	(130,162.99)	
401K Loans/ Contributions	42,199.20	
ACH Payroll Taxes	221,796.92	
Direct Deposit Payroll	610,160.34	
Electronic Payments	3,809.76	Paycor Service Charges
Electronic Payments: Garnishments	10,498.31	
Electronic Payments: Medical	155,015.06	
Less: liability medical payments	<u>(\$17,716.83)</u>	
Bank Charges	533.39	

Total Cash Disbursement \$ 1,644,565.58

Revenue over Expenses: \$ (1,643,167.59)

Variance GL to BS: (\$153,432.25)

Bank Balance: Net Expenses \$ 1,643,167.59

Supp. Ins./ Garn. 153,432.25 Expensed in April paid in May

\$ 1,796,599.84

Book Balance: Net Expenses \$ 1,796,599.84

\$ 1,796,599.84

Unreconciled Difference 0.00

\$ 1,796,599.84

Replenishment Request \$ 1,796,599.84



GoDurham
Summary- Income Statement- April 2022

Revenues	Actual	Budget	YTD Actual	Annual Budget	Variance	%
	4/30/2022	4/30/2022	4/30/2022	6/30/2022		Achieved
Vending Revenue	1,323.99	1,105.43	14,349.83	13,265.10	1,084.73	108.18%
Other	74.00	416.67	6,213.65	5,000.00	1,213.65	124.27%
Farebox/Ticket Sales	-	191,409.65	-	2,296,915.77	(2,296,915.77)	0.00%
Total Revenues	\$1,397.99	\$192,931.75	\$20,563.48	\$2,315,180.87	(\$2,294,617.39)	0.89%

Expenses	Actual	Budget	YTD Actual	Annual Budget	Variance	%
	4/30/2022	4/30/2022	4/30/2022	6/30/2022		Achieved
Regular Wages	695,525.42	804,686.07	7,640,244.53	9,656,232.99	(2,015,988.46)	79.12%
OT	75,859.61	84,670.99	810,781.01	1,016,051.81	(205,270.80)	79.80%
Payroll Taxes	62,683.53	74,848.09	718,549.58	898,176.94	(179,627.36)	80.00%
Pension Expense	5,871.91	134,984.01	899,552.92	1,619,808.12	(720,255.20)	55.53%
Medical - Union	105,543.74	157,227.21	1,064,869.78	1,886,726.51	(821,856.73)	56.44%
Medical - Non-Union	31,609.49	37,618.34	292,801.95	451,419.97	(158,618.02)	64.86%
Dental - Union	4,777.80	5,230.33	39,953.26	62,763.82	(22,810.56)	63.66%
Dental - Non-Union	576.99	1,557.51	6,175.77	18,690.04	(12,514.27)	33.04%
Life Insurance	1,752.99	5,959.05	15,250.83	71,508.49	(56,257.66)	21.33%
L/T Disability	-	417.13	-	5,005.59	(5,005.59)	0.00%
FUI - Operations	233.65	2,247.00	9,427.24	26,964.00	(17,536.76)	34.96%
SUI - Operations	(10,657.47)	5,696.99	(3,964.73)	68,363.82	(72,328.55)	(5.80%)
W/C - Union	-	43,731.89	486,003.00	524,782.61	(38,779.61)	92.61%
W/C - Non-Union	-	571.86	55,221.00	6,862.28	48,358.72	804.70%
PTO - Sick	24,181.93	25,634.65	341,822.36	307,615.83	34,206.53	111.12%
PTO - Holiday	11,242.97	26,465.21	275,602.42	317,582.51	(41,980.09)	86.78%
PTO - Vacation	49,786.59	32,005.99	601,452.61	384,071.89	217,380.72	156.60%
PTO - Other	1,577.76	3,378.54	30,858.26	40,542.48	(9,684.22)	76.11%
Uniforms	12,038.52	9,008.33	96,697.26	108,100.00	(11,402.74)	89.45%
CDL/Class B License	643.75	483.33	2,394.75	5,800.00	(3,405.25)	41.29%
Shoe & Tool Allow	1,201.32	1,616.67	15,061.79	19,400.00	(4,338.21)	77.64%
InterCo Service Level	-	3,166.67	32,928.32	38,000.00	(5,071.68)	86.65%
Audit	-	2,500.00	19,400.00	30,000.00	(10,600.00)	64.67%
Background/License Check	969.25	1,260.00	15,332.86	15,120.00	212.86	101.41%

Drug Screens	1,568.95	2,750.00	19,302.95	33,000.00	(13,697.05)	58.49%
Environmental Costs	5,610.01	2,500.00	46,870.52	30,000.00	16,870.52	156.24%
Outside Legal Services	1,621.21	2,500.00	41,072.07	30,000.00	11,072.07	136.91%
Payroll	-	3,083.33	-	37,000.00	(37,000.00)	0.00%
Physicals	1,118.00	1,000.00	6,635.27	12,000.00	(5,364.73)	55.29%
Other Professional	28,122.19	38,335.92	299,324.78	460,031.00	(160,706.22)	65.07%
Temporary Help	-	3,000.00	53,779.54	36,000.00	17,779.54	149.39%
Body & Paint	781.14	4,166.67	2,294.91	50,000.00	(47,705.09)	4.59%
Bus Pest Control	1,351.44	675.00	6,839.70	8,100.00	(1,260.30)	84.44%
Bus Electrical	-	416.67	-	5,000.00	(5,000.00)	0.00%
Generator	-	666.67	-	8,000.00	(8,000.00)	0.00%
Glass/ Non- Accident	-	2,083.33	3,077.59	25,000.00	(21,922.41)	12.31%
Bus HVAC	-	833.33	-	10,000.00	(10,000.00)	0.00%
Major /Outside Repair	7,970.93	5,000.00	67,215.40	60,000.00	7,215.40	112.03%
Non Revenue Vehicle Repa	-	-	303.18	-	303.18	0.00%
Custodial	18,597.00	-	168,946.12	-	168,946.12	0.00%
Security	74,861.25	50,353.33	545,015.43	604,240.00	(59,224.57)	90.20%
Armored Car	(1,127.00)	2,083.33	563.23	25,000.00	(24,436.77)	2.25%
Building HVAC	7,810.00	1,666.67	12,699.01	20,000.00	(7,300.99)	63.50%
Building Electrical	-	1,250.00	22,366.39	15,000.00	7,366.39	149.11%
Plumbing	-	833.33	6,819.22	10,000.00	(3,180.78)	68.19%
Building Gen Repairs	2,867.86	14,500.00	31,591.01	174,000.00	(142,408.99)	18.16%
Grounds/ Cleaning	3,326.00	3,916.67	39,603.00	47,000.00	(7,397.00)	84.26%
Radio/Access System	-	516.67	-	6,200.00	(6,200.00)	0.00%
Building Pest Control	163.23	333.33	2,075.73	4,000.00	(1,924.27)	51.89%
Shop Equip Repair	340.00	1,393.38	28,593.92	16,720.56	11,873.36	171.01%
Computer Maintenance	23,252.80	14,833.33	96,593.09	178,000.00	(81,406.91)	54.27%
Office Equip Maintenance	-	433.33	-	5,200.00	(5,200.00)	0.00%
Office Equipment (NonCap	999.03	-	3,207.09	-	3,207.09	0.00%
Money Counters	-	-	315.00	-	315.00	0.00%
Towing	880.00	1,855.00	15,535.00	22,260.00	(6,725.00)	69.79%
Other Admin Contract - Fir	-	333.33	2,894.25	4,000.00	(1,105.75)	72.36%
Oil & Lubricants	5,338.09	11,110.65	81,647.16	133,327.77	(51,680.61)	61.24%
Tires	7,900.72	16,699.24	121,098.98	200,390.86	(79,291.88)	60.43%
Non Revenue Veh Tires	-	-	101.88	-	101.88	0.00%
Parts	-	-	53,640.16	-	53,640.16	0.00%
Service Supplies/ Fare Med	-	2,083.33	-	25,000.00	(25,000.00)	0.00%
Parts	208,287.55	75,413.49	928,646.94	904,961.93	23,685.01	102.62%
Bus Wash Supplies &	8,150.57	3,750.00	34,864.38	45,000.00	(10,135.62)	77.48%
Shop Supplies	8,809.74	3,416.67	56,477.22	41,000.00	15,477.22	137.75%

Farebox Parts	-	5,000.00	22,253.80	60,000.00	(37,746.20)	37.09%
Farebox Cleaning	2.00	500.00	1,176.95	6,000.00	(4,823.05)	19.62%
Facility Tools	9,065.12	-	30,308.20	-	30,308.20	0.00%
Facility Cleaning	1,476.46	21,666.67	3,621.20	260,000.00	(256,378.80)	1.39%
Facility Equip Repairs	-	1,166.67	571.26	14,000.00	(13,428.74)	4.08%
Facility Equip Cleaning	-	1,416.67	313.78	17,000.00	(16,686.22)	1.85%
Brochures	-	333.33	-	4,000.00	(4,000.00)	0.00%
Data Processing	-	250.00	-	3,000.00	(3,000.00)	0.00%
Office Supplies	3,410.93	2,500.00	20,509.45	30,000.00	(9,490.55)	68.36%
Postage	2,000.00	500.00	3,989.96	6,000.00	(2,010.04)	66.50%
Safety Training & Ed	819.85	2,125.00	4,649.24	25,500.00	(20,850.76)	18.23%
Schedules	-	3,333.33	-	40,000.00	(40,000.00)	0.00%
Printed Materials	1,296.22	335.25	8,839.09	4,023.00	4,816.09	219.71%
Telephone - Cell & Landline	10,960.16	2,290.00	87,251.06	27,480.00	59,771.06	317.51%
Electric	3,285.48	5,416.67	44,980.85	65,000.00	(20,019.15)	69.20%
Gas Utilities	6,127.47	2,916.67	39,114.11	35,000.00	4,114.11	111.75%
Water & Sewer	1,955.27	1,833.33	19,407.03	22,000.00	(2,592.97)	88.21%
Parking	-	166.67	-	2,000.00	(2,000.00)	0.00%
Physical Damage Insurance	-	3,629.17	-	43,550.00	(43,550.00)	0.00%
Accident Repair	1,013.50	169,583.33	79,878.70	2,035,000.00	(1,955,121.30)	3.93%
Subrogation Recoveries	-	(2,083.33)	-	(25,000.00)	25,000.00	0.00%
Sales & Use Taxes	33,028.88	-	146,513.76	-	146,513.76	0.00%
Dues & Subscriptions	-	2,916.67	7,475.80	35,000.00	(27,524.20)	21.36%
Service Enhancements	-	332,689.58	-	3,992,275.00	(3,992,275.00)	0.00%
Travel & Meetings	1,933.00	3,833.33	7,667.70	46,000.00	(38,332.30)	16.67%
Penalties & Fines	-	500.00	-	6,000.00	(6,000.00)	0.00%
Advertising	7,545.85	7,666.67	85,726.13	92,000.00	(6,273.87)	93.18%
COVID-19	25,071.97	19,166.67	153,146.75	230,000.00	(76,853.25)	66.59%
Legal Advertising	-	166.67	(1,063.75)	2,000.00	(3,063.75)	(53.19%)
Rodeo	-	583.33	-	7,000.00	(7,000.00)	0.00%
Awards	1,088.00	8,917.20	74,668.98	107,006.35	(32,337.37)	69.78%
Employee	-	416.67	-	5,000.00	(5,000.00)	0.00%
Bank Charges	598.38	2,500.00	6,357.72	30,000.00	(23,642.28)	21.19%
Capital	193,166.84	240,416.67	211,157.60	2,885,000.00	(2,673,842.40)	7.32%
Misc	131.99	-	3,605.60	-	3,605.60	0.00%
Total Expenses	\$1,797,997.83	\$2,581,404.75	\$17,328,547.86	\$30,976,856.17	(\$13,648,308.31)	55.94%



GoDurham
Income Statement by Department-April 2022

010 - Operations	Actual	Budget	YTD Actual	Annual Budget		%
	4/30/2022	4/30/2022	4/30/2022	6/30/2022	Variance	Achieved
Salaries	455,788.72	525,998.69	5,116,142.78	6,311,984.34	(1,195,841.56)	81.05%
Overtime	67,782.43	76,008.89	721,513.78	912,106.67	(190,592.89)	79.10%
Payroll Taxes - Operations	42,248.84	52,307.02	495,168.31	627,684.20	(132,515.89)	78.89%
Pension Expense - Operations	-	74,716.70	624,024.00	896,600.39	(272,576.39)	69.60%
Medical - Union Operations	86,471.03	126,220.31	874,824.35	1,514,643.70	(639,819.35)	57.76%
Medical - Non-Union	5,256.58	11,499.02	62,816.71	137,988.23	(75,171.52)	45.52%
Dental - Union Operations	4,155.37	4,116.45	34,963.27	49,397.35	(14,434.08)	70.78%
Dental - Non-Union	(125.81)	471.98	(352.21)	5,663.72	(6,015.93)	(6.22%)
Life Insurance - Operations	1,114.24	4,170.89	9,838.78	50,050.64	(40,211.86)	19.66%
L/T Disability - Operations	-	291.96	-	3,503.54	(3,503.54)	0.00%
FUI - Operations	57.24	1,575.00	6,523.35	18,900.00	(12,376.65)	34.52%
SUI - Operations	(7,678.23)	4,097.63	(2,973.17)	49,171.50	(52,144.67)	(6.05%)
W/C - Union Operators	-	38,193.79	478,065.00	458,325.42	19,739.58	104.31%
PTO - Sick	3,055.33	-	22,217.91	-	22,217.91	0.00%
PTO Sick - Operators	16,658.03	22,881.53	214,718.42	274,578.35	(59,859.93)	78.20%
PTO - Holiday	3,285.42	24,160.29	39,748.32	289,923.46	(250,175.14)	13.71%
Accrued Holiday Pay	1,084.72	-	127,865.40	-	127,865.40	0.00%
PTO - Vacation	3,766.32	32,005.99	42,109.60	384,071.89	(341,962.29)	10.96%
Accrued Vacation - Driver	30,355.13	-	365,107.35	-	365,107.35	0.00%
PTO - Other	267.50	2,696.46	2,320.73	32,357.53	(30,036.80)	7.17%
PTO Other - Operators	1,187.78	-	18,792.19	-	18,792.19	0.00%
Uniforms - Operations	9,321.29	5,041.67	67,842.08	60,500.00	7,342.08	112.14%
CDL/Class B License	643.75	483.33	2,394.75	5,800.00	(3,405.25)	41.29%
InterCo Service Level	-	-	32,928.32	-	32,928.32	0.00%
Security	74,861.25	50,353.33	545,015.43	604,240.00	(59,224.57)	90.20%
Armored Car	(1,127.00)	2,083.33	563.23	25,000.00	(24,436.77)	2.25%
Money Counters	-	-	315.00	-	315.00	0.00%
Tires	7,900.72	16,699.24	121,098.98	200,390.86	(79,291.88)	60.43%
Service Supplies/ Fare Media	-	2,083.33	-	25,000.00	(25,000.00)	0.00%
Service Enhancements	-	332,689.58	-	3,992,275.00	(3,992,275.00)	0.00%
Total	\$806,330.65	\$1,410,846.41	\$10,023,592.66	\$16,930,156.79	(\$6,906,564.13)	59.21%

041 - Vehicle Maintenance	Actual	Budget	YTD Actual	Annual Budget		%
	4/30/2022	4/30/2022	4/30/2022	6/30/2022	Variance	Achieved
Salaries	105,595.49	129,259.28	1,192,452.32	1,551,111.49	(358,659.17)	76.88%
Overtime	5,143.70	7,260.44	62,875.10	87,125.22	(24,250.12)	72.17%
Payroll Taxes - Veh	10,356.07	10,559.60	117,033.74	126,715.18	(9,681.44)	92.36%
Pension Expense - Veh	-	31,502.63	-	378,031.56	(378,031.56)	0.00%
Medical - Union Veh	16,875.24	24,939.16	98,210.62	299,269.94	(201,059.32)	32.82%
Medical - Non-Union Veh	7,405.22	5,915.23	17,401.76	70,982.71	(53,580.95)	24.52%
Dental - Union Veh	523.79	805.73	3,910.99	9,668.73	(5,757.74)	40.45%
Dental - Non-Union Veh	94.66	342.39	602.94	4,108.71	(3,505.77)	14.67%
Life Insurance - Veh	250.25	832.77	2,083.55	9,993.24	(7,909.69)	20.85%
L/T Disability - Veh	-	58.29	-	699.53	(699.53)	0.00%
FUI - Veh Maintenance	18.48	336.00	1,297.81	4,032.00	(2,734.19)	32.19%
SUI - Veh Maintenance	(1,542.75)	799.68	(500.21)	9,596.16	(10,096.37)	(5.21%)
W/C - Union Veh	-	4,583.25	-	54,999.05	(54,999.05)	0.00%
PTO - Sick	3,223.29	2,753.12	55,333.86	33,037.48	22,296.38	167.49%
PTO - Holiday	1,452.32	1,514.24	16,018.24	18,170.88	(2,152.64)	88.15%
PTO Holiday - Mechanics	-	-	20,928.54	-	20,928.54	0.00%
PTO Holiday - Veh Attendant	174.56	-	6,883.92	-	6,883.92	0.00%
Accrued Vacation -	9,272.97	-	110,854.24	-	110,854.24	0.00%
PTO - Other	-	333.04	6,297.30	3,996.47	2,300.83	157.57%
Uniforms - Veh Maintenance	2,717.23	3,033.33	28,855.18	36,400.00	(7,544.82)	79.27%
Shoe & Tool Allow - Veh	1,201.32	1,441.67	14,100.85	17,300.00	(3,199.15)	81.51%
Temporary Help - Veh	-	3,000.00	-	36,000.00	(36,000.00)	0.00%
Body & Paint	781.14	4,166.67	2,294.91	50,000.00	(47,705.09)	4.59%
Bus Pest Control	1,351.44	675.00	6,839.70	8,100.00	(1,260.30)	84.44%
Bus Electrical	-	416.67	-	5,000.00	(5,000.00)	0.00%
Generator	-	666.67	-	8,000.00	(8,000.00)	0.00%
Glass/ Non- Accident	-	2,083.33	3,077.59	25,000.00	(21,922.41)	12.31%
Bus HVAC	-	833.33	-	10,000.00	(10,000.00)	0.00%
Major /Outside Repair	7,970.93	5,000.00	67,215.40	60,000.00	7,215.40	112.03%
Non Revenue Vehicle Repair	-	-	303.18	-	303.18	0.00%
Towing	880.00	1,855.00	15,535.00	22,260.00	(6,725.00)	69.79%
Oil & Lubricants	5,338.09	11,110.65	81,647.16	133,327.77	(51,680.61)	61.24%
Non Revenue Veh Tires	-	-	101.88	-	101.88	0.00%
Transmissions/ DPIM	-	-	53,640.16	-	53,640.16	0.00%
Parts	208,287.55	75,413.49	928,646.94	904,961.93	23,685.01	102.62%
Bus Wash Supplies &	8,150.57	3,750.00	34,864.38	45,000.00	(10,135.62)	77.48%
Shop Supplies	8,809.74	3,416.67	56,477.22	41,000.00	15,477.22	137.75%
Physical Damage Insurance	-	3,629.17	-	43,550.00	(43,550.00)	0.00%

Accident Repair	-	-	6,876.85	-	6,876.85	0.00%
Less: Subrogation Recoveries	-	(2,083.33)	-	(25,000.00)	25,000.00	0.00%
Total	\$404,331.30	\$340,203.17	\$3,012,161.12	\$4,082,438.05	(\$1,070,276.93)	73.78%

042 - BLDG Maintenance	Actual	Budget	YTD Actual	Annual Budget		%
	4/30/2022	4/30/2022	4/30/2022	6/30/2022	Variance	Achieved
Salaries	43,939.46	33,590.87	442,475.38	403,090.48	39,384.90	109.77%
Overtime	2,355.18	1,401.66	16,398.36	16,819.92	(421.56)	97.49%
Payroll Taxes - Non-Veh	3,426.31	2,737.42	37,732.26	32,848.99	4,883.27	114.87%
Pension Expense - Non-Veh	-	8,710.42	-	104,525.04	(104,525.04)	0.00%
Medical - Union Non-Veh	2,197.47	6,067.74	91,834.81	72,812.87	19,021.94	126.12%
Medical - Non-Union Non-	4,780.36	1,835.67	77,711.51	22,027.98	55,683.53	352.79%
Dental - Union Non-Veh	98.64	308.15	1,079.00	3,697.74	(2,618.74)	29.18%
Dental - Non-Union Non-Veh	(56.94)	129.39	(433.14)	1,552.66	(1,985.80)	(27.90%)
Life Insurance - Non-Veh	31.50	218.28	199.50	2,619.33	(2,419.83)	7.62%
L/T Disability - Non-Veh Maintenan	-	15.28	-	183.35	(183.35)	0.00%
FUI - Non-Veh Maintenance	152.50	73.50	879.92	882.00	(2.08)	99.76%
SUI - Non-Veh Maintenance	(519.72)	174.93	(191.56)	2,099.16	(2,290.72)	(9.13%)
W/C - Union Non-Veh	-	954.85	7,938.00	11,458.14	(3,520.14)	69.28%
PTO - Sick	589.12	-	24,315.74	-	24,315.74	0.00%
PTO - Holiday	1,404.32	790.68	15,793.76	9,488.17	6,305.59	166.46%
PTO Holiday - Fac Attendant	-	-	5,154.56	-	5,154.56	0.00%
PTO - Vacation	1,898.24	-	27,091.60	-	27,091.60	0.00%
Uniforms - Non-Veh	-	758.33	-	9,100.00	(9,100.00)	0.00%
Shoe & Tool Allow - Non-Veh	-	175.00	960.94	2,100.00	(1,139.06)	45.76%
Custodial	18,597.00	-	168,946.12	-	168,946.12	0.00%
Building HVAC	7,810.00	1,666.67	12,699.01	20,000.00	(7,300.99)	63.50%
Building Electrical	-	1,250.00	22,366.39	15,000.00	7,366.39	149.11%
Plumbing	-	833.33	6,819.22	10,000.00	(3,180.78)	68.19%
Building Gen Repairs	2,867.86	14,500.00	31,591.01	174,000.00	(142,408.99)	18.16%
Grounds/ Cleaning	3,326.00	3,916.67	39,603.00	47,000.00	(7,397.00)	84.26%
Radio/Access System	-	516.67	-	6,200.00	(6,200.00)	0.00%
Building Pest Control	163.23	333.33	2,075.73	4,000.00	(1,924.27)	51.89%
Shop Equip Repair	340.00	1,393.38	28,593.92	16,720.56	11,873.36	171.01%
Farebox Parts	-	5,000.00	22,253.80	60,000.00	(37,746.20)	37.09%
Farebox Cleaning	2.00	500.00	1,176.95	6,000.00	(4,823.05)	19.62%
Facility Tools	9,065.12	-	30,308.20	-	30,308.20	0.00%
Facility Cleaning	1,476.46	21,666.67	3,621.20	260,000.00	(256,378.80)	1.39%
Facility Equip Repairs	-	1,166.67	571.26	14,000.00	(13,428.74)	4.08%
Facility Equip Cleaning	-	1,416.67	313.78	17,000.00	(16,686.22)	1.85%
Total	\$103,944.11	\$112,102.23	\$1,119,880.23	\$1,345,226.39	(\$225,346.16)	83.25%

160 - Administration	Actual	Budget	YTD Actual	Annual Budget		%
	4/30/2022	4/30/2022	4/30/2022	6/30/2022	Variance	Achieved
Salaries	90,201.75	115,837.23	889,174.05	1,390,046.68	(500,872.63)	63.97%
Overtime	578.30	-	9,993.77	-	9,993.77	0.00%
Payroll Taxes - General	6,652.31	9,244.05	68,615.27	110,928.57	(42,313.30)	61.86%
Pension Expense - General	5,871.91	20,054.26	275,528.92	240,651.13	34,877.79	114.49%
Medical - Non-Union General	14,167.33	18,368.42	134,871.97	220,421.05	(85,549.08)	61.19%
Dental - Non-Union General	665.08	613.75	6,358.18	7,364.95	(1,006.77)	86.33%
Life Insurance - General	357.00	737.11	3,129.00	8,845.28	(5,716.28)	35.37%
L/T Disability - General Admin	-	51.60	-	619.17	(619.17)	0.00%
FUI - General Admin	5.43	262.50	726.16	3,150.00	(2,423.84)	23.05%
SUI - General Admin	(916.77)	624.75	(299.79)	7,497.00	(7,796.79)	(4.00%)
W/C - Non-Union General	-	571.86	55,221.00	6,862.28	48,358.72	804.70%
PTO - Sick	656.16	-	25,236.43	-	25,236.43	0.00%
PTO - Holiday	3,841.63	-	43,209.68	-	43,209.68	0.00%
Accrued Vacation - Staff	4,493.93	-	56,289.82	-	56,289.82	0.00%
PTO - Other	122.48	349.04	3,448.04	4,188.48	(740.44)	82.32%
Uniforms	-	175.00	-	2,100.00	(2,100.00)	0.00%
InterCo Service Level	-	3,166.67	-	38,000.00	(38,000.00)	0.00%
Audit	-	2,500.00	19,400.00	30,000.00	(10,600.00)	64.67%
Background/License Checks	969.25	1,260.00	15,332.86	15,120.00	212.86	101.41%
Drug Screens	1,568.95	2,750.00	19,302.95	33,000.00	(13,697.05)	58.49%
Environmental Costs	5,610.01	2,500.00	46,870.52	30,000.00	16,870.52	156.24%
Outside Legal Services	1,621.21	2,500.00	41,072.07	30,000.00	11,072.07	136.91%
Payroll	-	3,083.33	-	37,000.00	(37,000.00)	0.00%
Physicals	1,118.00	1,000.00	6,635.27	12,000.00	(5,364.73)	55.29%
Other Professional	28,122.19	38,335.92	299,324.78	460,031.00	(160,706.22)	65.07%
Temporary Help - General	-	-	53,779.54	-	53,779.54	0.00%
Computer Maintenance	23,252.80	14,833.33	96,593.09	178,000.00	(81,406.91)	54.27%
Office Equip Maintenance	-	433.33	-	5,200.00	(5,200.00)	0.00%
Office Equipment (NonCap)	999.03	-	3,207.09	-	3,207.09	0.00%
Other Admin Contract - Fire	-	333.33	2,894.25	4,000.00	(1,105.75)	72.36%
Brochures	-	333.33	-	4,000.00	(4,000.00)	0.00%
Data Processing	-	250.00	-	3,000.00	(3,000.00)	0.00%
Office Supplies	3,410.93	2,500.00	20,509.45	30,000.00	(9,490.55)	68.36%
Postage	2,000.00	500.00	3,989.96	6,000.00	(2,010.04)	66.50%
Safety Training & Ed	819.85	2,125.00	4,649.24	25,500.00	(20,850.76)	18.23%
Schedules	-	3,333.33	-	40,000.00	(40,000.00)	0.00%
Printed Materials	1,296.22	335.25	8,839.09	4,023.00	4,816.09	219.71%
Telephone - Cell & Landline	10,960.16	2,290.00	87,251.06	27,480.00	59,771.06	317.51%

Electric	3,285.48	5,416.67	44,980.85	65,000.00	(20,019.15)	69.20%
Gas Utilities	6,127.47	2,916.67	39,114.11	35,000.00	4,114.11	111.75%
Water & Sewer	1,955.27	1,833.33	19,407.03	22,000.00	(2,592.97)	88.21%
Parking	-	166.67	-	2,000.00	(2,000.00)	0.00%
Auto/GL Insurance	1,013.50	169,583.33	73,001.85	2,035,000.00	(1,961,998.15)	3.59%
Sales & Use Taxes	33,028.88	-	146,513.76	-	146,513.76	0.00%
Dues & Subscriptions	-	2,916.67	7,475.80	35,000.00	(27,524.20)	21.36%
Travel & Meetings	1,933.00	3,833.33	7,667.70	46,000.00	(38,332.30)	16.67%
Penalties & Fines	-	500.00	-	6,000.00	(6,000.00)	0.00%
Advertising	7,545.85	7,666.67	85,726.13	92,000.00	(6,273.87)	93.18%
COVID-19	25,071.97	19,166.67	153,146.75	230,000.00	(76,853.25)	66.59%
Legal Advertising	-	166.67	(1,063.75)	2,000.00	(3,063.75)	(53.19%)
Roadeo	-	583.33	-	7,000.00	(7,000.00)	0.00%
Awards	1,088.00	8,917.20	74,668.98	107,006.35	(32,337.37)	69.78%
Employee Promotions	-	416.67	-	5,000.00	(5,000.00)	0.00%
Bank Charges	598.38	2,500.00	6,357.72	30,000.00	(23,642.28)	21.19%
Capital	193,166.84	240,416.67	211,157.60	2,885,000.00	(2,673,842.40)	7.32%
Misc	131.99	-	3,605.60	-	3,605.60	0.00%
Total	\$ 483,391.77	\$ 718,252.94	\$ 3,172,913.85	\$ 8,619,034.94	\$ (5,446,121.09)	37%

GoDurham
April 2022 Check List

Trans. Date	Trans. No.	Payee	Amount
4/8/2022	50516	A 1 LOCK & SAFE OF NORTH CAROLINA	1,417.82
4/8/2022	50517	ABC COMPANIES	7,052.60
4/29/2022	50666	ABC COMPANIES	4,062.16
4/14/2022	50581	AFLAC	7,988.31
4/29/2022	50667	AIRGAS NATIONAL WELDERS	120.37
4/14/2022	50582	AMALGAMATED TRANSIT UNION 1493	5,997.69
4/8/2022	50518	AMAZON CAPITAL SERVICES	449.92
4/14/2022	50583	AMAZON CAPITAL SERVICES	2,046.68
4/4/2022	50474	ANGEL LUIS FIGUEROA	2,050.00
4/8/2022	50500	ANGEL LUIS FIGUEROA	925.00
4/22/2022	50635	ANGEL LUIS FIGUEROA	825.00
4/29/2022	50692	ANGEL LUIS FIGUEROA	1,875.00
4/4/2022	50469	ANNA ELIZABETH CARTER	300.00
4/4/2022	50485	ANNA M. STERLING	300.00
4/4/2022	50479	ANTHONY JACKSON	400.00
4/8/2022	50506	ANTHONY JACKSON	200.00
4/22/2022	50643	ANTHONY JACKSON	400.00
4/29/2022	50708	ANTHONY JACKSON	175.00
4/8/2022	50520	ARC3 GASES	473.20
4/22/2022	50652	ARCPPOINT LABS OF RALEIGH DURHAM	761.55
4/4/2022	50483	ARTHUR JOSEPH SHEPARD	300.00
4/22/2022	50647	ARTHUR JOSEPH SHEPARD	300.00
4/29/2022	50730	ARTHUR JOSEPH SHEPARD	300.00
4/22/2022	50633	AUSTIN HUNTER DAVIS	600.00
4/29/2022	50684	AUSTIN HUNTER DAVIS	300.00
4/22/2022	50636	BENJAMIN LAWRENCE GARTH	300.00
4/8/2022	50496	BOBBY L. CRABTREE	237.50
4/22/2022	50631	BOBBY L. CRABTREE	461.25
4/29/2022	50681	BOBBY L. CRABTREE	200.00
4/29/2022	50671	BRAKEMATE LTD.	999.30
4/29/2022	50672	BRAME SPECIALTY COMPANY INC	1,162.66
4/4/2022	50470	BROCK E CHAMBERS	300.00
4/8/2022	50495	BROCK E CHAMBERS	600.00
4/4/2022	50478	BRYCE HUNTOON	500.00
4/8/2022	50505	BRYCE HUNTOON	300.00
4/22/2022	50642	BRYCE HUNTOON	500.00
4/29/2022	50705	BRYCE HUNTOON	600.00
4/14/2022	50584	BUSINESS HEALTH SERVICES	1,479.06
4/14/2022	50618	CHARTER COMMUNICATIONS	714.65
4/29/2022	50750	CHARTER COMMUNICATIONS	374.68
4/4/2022	50487	CHRISTOPHER BLAKE THOMPSON	300.00
4/8/2022	50514	CHRISTOPHER BLAKE THOMPSON	300.00

4/22/2022	50649	CHRISTOPHER BLAKE THOMPSON	200.00
4/29/2022	50737	CHRISTOPHER BLAKE THOMPSON	700.00
4/14/2022	50585	CINTAS CORPORATION # 205	776.74
4/29/2022	50675	CINTAS CORPORATION # 205	1,451.24
4/8/2022	50521	CITY OF DURHAM WATER & SEWER	1,024.32
4/29/2022	50676	CITY OF DURHAM WATER & SEWER	930.95
4/8/2022	50522	CLARKE POWER SERVICES INC	1,791.36
4/14/2022	50586	CLARKE POWER SERVICES INC	292.01
4/29/2022	50677	CLARKE POWER SERVICES INC	252.90
4/8/2022	50523	CLEARSTAR, INC	647.29
4/14/2022	50587	CLEARSTAR, INC	321.96
4/8/2022	50524	COMTECH NETWORK SOLUTIONS	3,721.61
4/29/2022	50678	COMTECH NETWORK SOLUTIONS	5,525.50
4/8/2022	50526	CONTINENTAL TIRE THE AMERICAS, LLC	4,864.78
4/29/2022	50680	CONTINENTAL TIRE THE AMERICAS, LLC	6,002.99
4/14/2022	50588	COUCH OIL COMPANY OF DURHAM	1,792.24
4/4/2022	50473	COURTNEY C. DAVIS	675.00
4/8/2022	50498	COURTNEY C. DAVIS	200.00
4/22/2022	50634	COURTNEY C. DAVIS	1,865.00
4/29/2022	50685	COURTNEY C. DAVIS	700.00
4/14/2022	50589	CROSS SYSTEMS INC.	5,737.79
4/29/2022	50683	CROSS SYSTEMS INC.	878.01
4/29/2022	50751	DACHELLE MCCAIN	350.00
4/29/2022	50697	DANIEL D EDDINGER II	2,000.00
4/29/2022	50674	DAVID CARROLL	54.33
4/22/2022	50628	DAVID ROBBERT BEUGNOT JR.	500.00
4/4/2022	50484	DEBRA CAROL SMITH	600.00
4/8/2022	50511	DEBRA CAROL SMITH	500.00
4/29/2022	50731	DEBRA CAROL SMITH	500.00
4/14/2022	50590	DELTA DENTAL OF NORTH CAROLINA	7,360.98
4/8/2022	50527	DEWHIT FACILITY SERVICES, LLC	8,597.00
4/29/2022	50686	DEWHIT FACILITY SERVICES, LLC	10,000.00
4/14/2022	50591	DIESEL EQUIPMENT CO INC	2,005.22
4/8/2022	50510	DILLON JOSEPH ROBINSON	300.00
4/22/2022	50654	DOMINION ENERGY	2,198.11
4/22/2022	50655	DOMINION ENERGY	1,306.93
4/4/2022	50475	DONALD NEAL HALL	1,200.00
4/8/2022	50501	DONALD NEAL HALL	300.00
4/22/2022	50638	DONALD NEAL HALL	300.00
4/29/2022	50701	DONALD NEAL HALL	650.00
4/4/2022	50468	DOUGLAS BECKETT	600.00
4/8/2022	50492	DOUGLAS BECKETT	900.00
4/22/2022	50627	DOUGLAS BECKETT	300.00
4/29/2022	50670	DOUGLAS BECKETT	1,000.00
4/8/2022	50543	DOUGLAS MIDDLETON	291.50
4/22/2022	50656	DRAGONFLY POND WORKS	184.00

4/22/2022	50630	DREW MICHAEL COX	300.00
4/4/2022	50472	DUDLEY RAY CREECH JR.	200.00
4/8/2022	50497	DUDLEY RAY CREECH JR.	600.00
4/22/2022	50632	DUDLEY RAY CREECH JR.	400.00
4/29/2022	50682	DUDLEY RAY CREECH JR.	225.00
4/22/2022	50657	DUKE ENERGY	3,462.40
4/22/2022	50658	DUKE ENERGY	53.07
4/14/2022	50592	DURHAM BULLS BASEBALL CLUB INC	5,000.00
4/29/2022	50688	ELECTRIC SALES & SERVICE	2,923.32
4/8/2022	50529	EMC NATIONAL LIFE CO	1,481.11
4/8/2022	50499	ERIN R ELLERMAN	200.00
4/29/2022	50690	FACTORY CLEANING EQUIPMENT	368.11
4/14/2022	50593	FASTENAL	18,441.38
4/29/2022	50691	FASTENAL	15,794.23
4/8/2022	50531	FASTER ASSET SOLUTIONS	16,776.14
4/4/2022	50476	FEDERICK L. HARRIS	1,300.00
4/8/2022	50502	FEDERICK L. HARRIS	1,400.00
4/22/2022	50639	FEDERICK L. HARRIS	500.00
4/29/2022	50702	FEDERICK L. HARRIS	1,225.00
4/8/2022	50530	FIDELITY SECURITY LIFE INSURANCE CO.	1,399.47
4/5/2022	50488	FIRST TRANSIT INC	2,743.00
4/8/2022	50532	FLEETPRIDE	1,638.23
4/29/2022	50693	FLEETPRIDE	103.90
4/29/2022	50673	FRANK EDWARD BURGESS JR.	128.75
4/8/2022	50533	FRONTIER COMMUNICATIONS	69.89
4/8/2022	50534	FRONTIER COMMUNICATIONS	282.64
4/8/2022	50535	FRONTIER COMMUNICATIONS	851.23
4/8/2022	50536	FRONTIER COMMUNICATIONS	81.54
4/14/2022	50594	FRONTIER COMMUNICATIONS	111.07
4/14/2022	50595	FRONTIER COMMUNICATIONS	36.31
4/14/2022	50596	FRONTIER COMMUNICATIONS	86.85
4/29/2022	50694	FRONTIER COMMUNICATIONS	851.23
4/29/2022	50695	FRONTIER COMMUNICATIONS	81.54
4/29/2022	50696	FRONTIER COMMUNICATIONS	103.36
4/8/2022	50537	GALLAGHER BENEFIT SERVICES, INC	9,456.21
4/14/2022	50597	GALLS, LLC	6,350.93
4/8/2022	50538	GILLIG LLC	4,136.40
4/14/2022	50598	GILLIG LLC	149,789.30
4/29/2022	50698	GILLIG LLC	152,748.77
4/14/2022	50599	GRAINGER	956.78
4/29/2022	50699	GRAINGER	1,316.90
4/8/2022	50539	GRAND CANYON UNIVERSITY	1,000.00
4/4/2022	50466	GREG ANDREA	700.00
4/8/2022	50490	GREG ANDREA	1,425.00
4/22/2022	50625	GREG ANDREA	300.00
4/14/2022	50601	HUTCHENS PETROLEUM	1,504.45

4/29/2022	50706	HUTCHENS PETROLEUM	1,754.81
4/14/2022	50602	INSIGHT PUBLIC SECTOR, INC.	1,314.89
4/22/2022	50659	INSIGHT PUBLIC SECTOR, INC.	7,629.01
4/14/2022	50603	INTERSTATE BATTERIES OF RALEIGH	331.05
4/29/2022	50707	INTERSTATE BATTERIES OF RALEIGH	882.80
4/29/2022	50709	JCM AND ASSOCIATES, INC	3,410.59
4/29/2022	50720	JEFFREY KEITH PEAKS	128.75
4/4/2022	50471	JERMAINE CLARK	300.00
4/22/2022	50637	JOHN E. GILLIS	225.00
4/8/2022	50528	JOHNNY DOVE	423.03
4/14/2022	50604	JOHNS TOWING & RECOVERY	385.00
4/29/2022	50711	JOHNS TOWING & RECOVERY	880.00
4/4/2022	50486	JONATHAN MICHAEL STEWART	900.00
4/8/2022	50513	JONATHAN MICHAEL STEWART	1,150.00
4/22/2022	50648	JONATHAN MICHAEL STEWART	850.00
4/29/2022	50735	JONATHAN MICHAEL STEWART	600.00
4/29/2022	50712	JONES & FRANK	1,227.68
4/8/2022	50504	JOSEPH LEE HONEYCUTT JR	300.00
4/22/2022	50641	JOSEPH LEE HONEYCUTT JR	300.00
4/29/2022	50704	JOSEPH LEE HONEYCUTT JR	250.00
4/8/2022	50515	KRISTIAN F. WHEELER	300.00
4/22/2022	50650	KRISTIAN F. WHEELER	800.00
4/29/2022	50748	KRISTIAN F. WHEELER	600.00
4/14/2022	50605	LUMINATOR HOLDING LP	8,978.40
4/8/2022	50512	MARIA GEORGETTA STEVENSON	225.00
4/29/2022	50734	MARIA GEORGETTA STEVENSON	200.00
4/8/2022	50493	MARIANNE KINNEAR BOND	225.00
4/22/2022	50629	MARIANNE KINNEAR BOND	225.00
4/8/2022	50519	MARLIN SOFTWARE, LLC	420.00
4/4/2022	50477	MATRICE HENDERSON	1,275.00
4/8/2022	50503	MATRICE HENDERSON	425.00
4/22/2022	50640	MATRICE HENDERSON	150.00
4/29/2022	50703	MATRICE HENDERSON	850.00
4/14/2022	50606	MHC KENWORTH	18,545.99
4/22/2022	50660	MHC KENWORTH	764.70
4/29/2022	50715	MHC KENWORTH	3,235.91
4/8/2022	50494	MICHAEL S. BONFIGLIO	300.00
4/8/2022	50489	MICHAEL ADAMS	900.00
4/14/2022	50611	MICHAEL ROBERT HAVLIN	914.10
4/14/2022	50607	MOHAWK MFG & SUPPLY CO.	659.24
4/14/2022	50615	MULTI SERVICE TECHNOLOGY SOLUTIONS INC.	261.21
4/4/2022	50482	NATHANIEL S. PARKER	875.00
4/8/2022	50508	NATHANIEL S. PARKER	425.00
4/22/2022	50646	NATHANIEL S. PARKER	675.00
4/29/2022	50719	NATHANIEL S. PARKER	1,225.00
4/4/2022	50481	NICHOLAS JOSEPH LYNDE	300.00

4/22/2022	50645	NICHOLAS JOSEPH LYNDE	1,460.00
4/29/2022	50714	NICHOLAS JOSEPH LYNDE	500.00
4/14/2022	50608	NOBLE OIL SERVICES INC.	120.00
4/29/2022	50716	NOBLE OIL SERVICES INC.	914.87
4/8/2022	50525	OCCUPATIONAL HEALTH CENTERS	516.00
4/22/2022	50653	OCCUPATIONAL HEALTH CENTERS	86.00
4/29/2022	50679	OCCUPATIONAL HEALTH CENTERS	516.00
4/22/2022	50661	OFFICE DEPOT	12.20
4/14/2022	50609	ON-SITE HOSE INC	874.28
4/29/2022	50718	ORKIN PEST CONTROL	675.72
4/14/2022	50610	PERFORMANCE PRINT SERVICES	300.40
4/22/2022	50662	PERFORMANCE PRINT SERVICES	129.00
4/29/2022	50721	PERFORMANCE PRINT SERVICES	518.58
4/29/2022	50722	PERFORMANCE SPECIALTIES	839.73
4/29/2022	50724	PRECISION TANK SERVICE INC	460.00
4/14/2022	50612	PREMIER COMMERCIAL SECURITY	455.81
4/29/2022	50725	PREMIER COMMERCIAL SECURITY	3,423.16
4/8/2022	50544	PRETECKT, INC.	49,500.00
4/8/2022	50545	PRINCIPAL GLOBAL INVESTORS, LLC	2,878.67
4/29/2022	50733	PROFORMA T	944.02
4/14/2022	50613	PUBLIC HARDWARE INC	16.71
4/29/2022	50726	PUBLIC HARDWARE INC	124.37
4/14/2022	50614	PYE BARKER FIRE & SAFETY, LLC	541.80
4/19/2022	50624	QIU ZHU	2,000.00
4/29/2022	50689	RANDAL CHANCE EVANS	300.00
4/22/2022	50651	REGINALD BALDWIN	324.50
4/4/2022	50480	RICHARD ERNESTO JIMENEZ	1,662.50
4/8/2022	50507	RICHARD ERNESTO JIMENEZ	1,675.00
4/22/2022	50644	RICHARD ERNESTO JIMENEZ	1,162.50
4/29/2022	50710	RICHARD ERNESTO JIMENEZ	525.00
4/29/2022	50700	RONALD JOSEPH GUARDINO JR	300.00
4/14/2022	50616	ROOFWERKS INC.	1,004.17
4/14/2022	50617	SAF GARD SAFETY SHOE COMPANY	299.92
4/29/2022	50727	SAF GARD SAFETY SHOE COMPANY	295.95
4/29/2022	50728	SAFE-T-WORKS, INC	807.40
4/29/2022	50729	SAFFELLE INC	1,472.13
4/8/2022	50509	SCOTT PENNICA	225.00
4/8/2022	50546	SHARP BUSINESS SYSTEMS	48.26
4/22/2022	50663	SHARP BUSINESS SYSTEMS	21.45
4/22/2022	50664	SHARP BUSINESS SYSTEMS	24.67
4/8/2022	50542	STACEY JONES	50.00
4/14/2022	50619	STAPLES BUSINESS ADVANTAGE	2,679.27
4/29/2022	50717	STEVEN CARTER OAKLEY	300.00
4/8/2022	50547	TEAGUE ROTENSTREICH STANALAND FOX & HOLT, P.L.L.C.	100.00
4/29/2022	50736	TELEPATHIC GRAPHICS INC	479.17
4/14/2022	50621	TEMPERATURE CONTROL SOLUTIONS, INC.	83.40

4/29/2022	50687	THE EI GROUP INC	3,130.00
4/14/2022	50600	THE HARTFORD PRIORITY ACCOUNTS	9,512.79
4/29/2022	50741	THE TRANSIT & PARATRANSIT COMPANY	453.00
4/8/2022	50548	THE TRAVELERS INDEMNITY COMPANY	1,013.50
4/8/2022	50540	THOMAS LLOYD HAYES II	128.75
4/29/2022	50738	THRIFTY OFFICE FURNITURE	1,073.96
4/29/2022	50739	TIAA COMMERCIAL FINANCE, INC	324.08
4/14/2022	50620	TRACTION	1,096.90
4/14/2022	50622	TRADESMASTERS SERVICES	7,810.00
4/29/2022	50740	TRADESMASTERS SERVICES	2,125.00
4/29/2022	50723	TRANSAXLE, LLC	100.00
4/29/2022	50742	TRIAD THERMO KING	1,832.13
4/8/2022	50550	TRIANGLE AREA LANDSCAPE MANAGEMENT, INC.	3,326.00
4/8/2022	50549	UNIFIRST CORPORATION	2,322.22
4/29/2022	50743	UNIFIRST CORPORATION	2,251.30
4/29/2022	50744	URBAN TRANSPORTATION ASSOCIATION	766.25
4/8/2022	50551	VERIZON CONNECT FLEET USA LLC	145.60
4/29/2022	50745	VERIZON WIRELESS	3,484.94
4/29/2022	50746	VERIZON WIRELESS	1,748.48
4/14/2022	50623	WALKER AUTO STORES	20.72
4/29/2022	50747	WALKER AUTO STORES	326.98
4/22/2022	50626	WILLIAM SYLVESTER BANTON III	1,125.00
4/29/2022	50668	WILLIAM SYLVESTER BANTON III	550.00
4/4/2022	50467	WILLIE K. BARFIELD	225.00
4/8/2022	50491	WILLIE K. BARFIELD	400.00
4/29/2022	50669	WILLIE K. BARFIELD	200.00
4/29/2022	50749	WRAL-FM MIX 101.5	2,000.00
4/22/2022	50665	ZEP MANUFACTURING COMPANY	1,059.26
4/8/2022	50552	ZONAR	11,033.12
			<hr/>
Total			\$ 748,432.42

Contract 3137	May-22			
Revenues				
Advertising Revenue	\$ -	5310U051	658900	
Vending Revenue	\$ -	5310U051	658900	
Other	\$ -	5310U051	658900	
Farebox/Ticket	\$ -	5310U051	644020	
Total Revenue	\$ -			
Total Expenses	\$ 1,587,875.37			
Less: Pension	\$ -			
Less: Robertson	\$ -			
Net Expenses	\$ 1,587,875.37			
Breakdown of Expenses	\$ 395,268.00	5310U051	728610	
	\$ 371,933.88	5300U050	728610	USC22
	\$ 820,673.49	5310U051	728610	USCA2
		5300U050	728610	
Eligible Grant Expenses				
Department 41	\$ 255,217.27			
Department 42	\$ 116,716.61			
Operating Expenses (CARES - Dept 10)	\$ 820,673.49			
Total Grant Expenses	\$ 1,192,607.37			
Replenishment Amount	\$ 1,587,875.37			



Tonya Dupree
Finance Director
1903 Fay Street
Durham, NC 27704
(919) 560-1545 x36104
Fax (919) 560-1541

June 24, 2022

**Triangle Transit
Mrs. Sandra Freeman
4600 Emperor Blvd Ste. 1000
Durham, NC 27703**

Dear Mrs. Freeman,

Please find enclosed a copy of the income statement, reconciliation, and supporting documentation for the period ending May 31, 2022. Upon review and approval of the May funding request, we are asking the City of Durham to replenish \$1,587,875.37 to the cash account of GoDurham. This amount will restore the working capital fund as of May 31, 2022 to \$3,400,000.

Sincerely,

A handwritten signature in black ink that reads "Tonya Dupree".

**Tonya Dupree
Finance Director
GoDurham**

Go Durham

Reconciliation -May 2022

GL Balance:

Revenue:	\$1,796,599.84
Less: City Reimbursements	<u>(1,796,599.84)</u>
	\$ -
Total Expenses- IS	\$ 1,587,875.37
	\$1,587,875.37

Revenue over Expenses: (\$1,587,875.37)

Bank Balance:

Deposits:	1,796,599.84	
Less Account Adjustment:	<u>(1,796,599.84)</u>	City Replenishments
Net Deposits:	\$ -	
Withdrawals:		
Check Register	\$ 534,824.88	
Less: Supplemental Ins./ Garn.	<u>(153,432.25)</u>	
401K Loans/ Contributions	42,688.80	
ACH Payroll Taxes	229,971.26	
Direct Deposit Payroll	628,597.95	
Electronic Payments	3,641.55	Paycor Service Charges
Electronic Payments: Garnishments	9,631.14	
Electronic Payments: Medical	146,714.55	
Less: liability medical payments	<u>(\$18,083.38)</u>	
Bank Charges	<u>535.55</u>	
Total Cash Disbursement	\$ 1,425,090.05	
Revenue over Expenses:	\$ (1,425,090.05)	
Variance GL to BS:	(\$162,785.32)	
Bank Balance: Net Expenses	\$ 1,425,090.05	
Supp. Ins./ Garn.	<u>162,785.32</u>	Expensed in May paid in June
	\$ 1,587,875.37	
Book Balance: Net Expenses	\$ 1,587,875.37	
	\$ 1,587,875.37	
Unreconciled Difference	0.00	
	\$ 1,587,875.37	
Replenishment Request	\$ 1,587,875.37	



GoDurham
Summary- Income Statement- May 2022

Revenues		Actual	Budget	YTD Actual	Annual Budget		%
		5/31/2022	5/31/2022	5/31/2022	6/30/2022	Variance	Achieved
408401	Vending Revenue	-	1,105.43	14,349.83	13,265.10	1,084.73	108.18%
408501	Other	-	416.67	6,213.65	5,000.00	1,213.65	124.27%
409001	Farebox/Ticket Sales	-	191,409.65	-	2,296,915.77	(2,296,915.77)	0.00%
Total Revenues		\$0.00	\$192,931.75	\$20,563.48	\$2,315,180.87	(\$2,294,617.39)	0.89%

Expenses		Actual	Budget	YTD Actual	Annual Budget		%
		5/31/2022	5/31/2022	5/31/2022	6/30/2022	Variance	Achieved
501011	Regular Wages	707,394.51	804,686.07	8,347,639.04	9,656,232.99	(1,308,593.95)	86.45%
501012	OT	91,093.96	84,670.99	901,874.97	1,016,051.81	(114,176.84)	88.76%
502011	Payroll Taxes	64,446.67	74,848.09	782,996.25	898,176.94	(115,180.69)	87.18%
502021	Pension Expense	73,453.86	134,984.01	973,006.78	1,619,808.12	(646,801.34)	60.07%
502031	Medical - Union	97,061.68	157,227.21	1,161,931.46	1,886,726.51	(724,795.05)	61.58%
502032	Medical - Non-Union	31,569.49	37,618.34	324,371.44	451,419.97	(127,048.53)	71.86%
502041	Dental - Union	3,630.80	5,230.33	43,584.06	62,763.82	(19,179.76)	69.44%
502042	Dental - Non-Union	583.02	1,557.51	6,758.79	18,690.04	(11,931.25)	36.16%
502051	Life Insurance	1,659.61	5,959.05	16,910.44	71,508.49	(54,598.05)	23.65%
502061	L/T Disability	-	417.13	-	5,005.59	(5,005.59)	0.00%
502071	FUI - Operations	225.12	2,247.00	9,652.36	26,964.00	(17,311.64)	35.80%
502072	SUI - Operations	1,486.38	5,696.99	(2,478.35)	68,363.82	(70,842.17)	(3.63%)
502081	W/C - Union	-	43,731.89	486,003.00	524,782.61	(38,779.61)	92.61%
502082	W/C - Non-Union	-	571.86	55,221.00	6,862.28	48,358.72	804.70%
502091	PTO - Sick	34,474.54	25,634.65	376,296.90	307,615.83	68,681.07	122.33%
502101	PTO - Holiday	-	26,465.21	275,602.42	317,582.51	(41,980.09)	86.78%
502111	PTO - Vacation	49,330.20	32,005.99	650,782.81	384,071.89	266,710.92	169.44%
502121	PTO - Other	967.17	3,378.54	31,825.43	40,542.48	(8,717.05)	78.50%
502131	Uniforms	11,790.66	9,008.33	108,487.92	108,100.00	387.92	100.36%
502141	CDL/Class B License	128.75	483.33	2,523.50	5,800.00	(3,276.50)	43.51%
502142	Shoe & Tool Allow	594.52	1,616.67	15,656.31	19,400.00	(3,743.69)	80.70%
503011	InterCo Service Level	11,729.78	3,166.67	44,658.10	38,000.00	6,658.10	117.52%
503031	Audit	-	2,500.00	19,400.00	30,000.00	(10,600.00)	64.67%
503032	Background/License Check	4,835.98	1,260.00	20,168.84	15,120.00	5,048.84	133.39%

503033	Drug Screens	4,650.77	2,750.00	23,953.72	33,000.00	(9,046.28)	72.59%
503034	Environmental Costs	8,074.47	2,500.00	54,944.99	30,000.00	24,944.99	183.15%
503035	Outside Legal Services	4,377.60	2,500.00	45,449.67	30,000.00	15,449.67	151.50%
503036	Maps/Schedules	554.52	-	554.52	-	554.52	0.00%
503037	Payroll	-	3,083.33	-	37,000.00	(37,000.00)	0.00%
503038	Physicals	1,157.00	1,000.00	7,792.27	12,000.00	(4,207.73)	64.94%
503039	Other Professional	80,989.66	38,335.92	380,314.44	460,031.00	(79,716.56)	82.67%
503041	Temporary Help	-	3,000.00	53,779.54	36,000.00	17,779.54	149.39%
503051	Body & Paint	-	4,166.67	2,294.91	50,000.00	(47,705.09)	4.59%
503052	Bus Pest Control	675.72	675.00	7,515.42	8,100.00	(584.58)	92.78%
503053	Bus Electrical	-	416.67	-	5,000.00	(5,000.00)	0.00%
503054	Generator	-	666.67	-	8,000.00	(8,000.00)	0.00%
503055	Glass/ Non- Accident	-	2,083.33	3,077.59	25,000.00	(21,922.41)	12.31%
503056	Bus HVAC	-	833.33	-	10,000.00	(10,000.00)	0.00%
503057	Major /Outside Repair	3,135.26	5,000.00	70,350.66	60,000.00	10,350.66	117.25%
503058	Non Revenue Vehicle Repa	-	-	303.18	-	303.18	0.00%
503061	Custodial	18,597.00	-	187,543.12	-	187,543.12	0.00%
503071	Security	62,567.50	50,353.33	607,582.93	604,240.00	3,342.93	100.55%
503072	Armored Car	85.28	2,083.33	648.51	25,000.00	(24,351.49)	2.59%
503081	Building HVAC	445.00	1,666.67	13,144.01	20,000.00	(6,855.99)	65.72%
503082	Building Electrical	5,639.75	1,250.00	28,006.14	15,000.00	13,006.14	186.71%
503083	Plumbing	463.50	833.33	7,282.72	10,000.00	(2,717.28)	72.83%
503084	Building Gen Repairs	1,564.96	14,500.00	33,155.97	174,000.00	(140,844.03)	19.06%
503085	Grounds/ Cleaning	7,273.00	3,916.67	46,876.00	47,000.00	(124.00)	99.74%
503086	Radio/Access System	-	516.67	-	6,200.00	(6,200.00)	0.00%
503087	Building Pest Control	166.77	333.33	2,242.50	4,000.00	(1,757.50)	56.06%
503089	Shop Equip Repair	17,158.00	1,393.38	45,751.92	16,720.56	29,031.36	273.63%
503091	Computer Maintenance	28,667.97	14,833.33	125,261.06	178,000.00	(52,738.94)	70.37%
503092	Office Equip Maintenance	-	433.33	-	5,200.00	(5,200.00)	0.00%
503097	Office Equipment (NonCap	-	-	3,207.09	-	3,207.09	0.00%
503991	Money Counters	-	-	315.00	-	315.00	0.00%
503992	Towing	3,905.00	1,855.00	19,440.00	22,260.00	(2,820.00)	87.33%
503994	Other Admin Contract - Fir	-	333.33	2,894.25	4,000.00	(1,105.75)	72.36%
504011	Oil & Lubricants	1,904.56	11,110.65	83,551.72	133,327.77	(49,776.05)	62.67%
504012	Fuel	13,317.58	-	13,317.58	-	13,317.58	0.00%
504021	Tires	3,093.65	16,699.24	124,192.63	200,390.86	(76,198.23)	61.98%
504022	Non Revenue Veh Tires	-	-	101.88	-	101.88	0.00%
504945	Parts	-	-	53,640.16	-	53,640.16	0.00%
504971	Service Supplies/ Fare Mec	-	2,083.33	-	25,000.00	(25,000.00)	0.00%

504972	Parts	55,700.77	75,413.49	984,347.71	904,961.93	79,385.78	108.77%
504973	Bus Wash Supplies &	2,754.38	3,750.00	37,618.76	45,000.00	(7,381.24)	83.60%
504974	Shop Supplies	2,044.20	3,416.67	58,521.42	41,000.00	17,521.42	142.74%
504981	Farebox Parts	-	5,000.00	22,253.80	60,000.00	(37,746.20)	37.09%
504982	Farebox Cleaning	2.00	500.00	1,178.95	6,000.00	(4,821.05)	19.65%
504983	Facility Tools	151.96	-	30,460.16	-	30,460.16	0.00%
504984	Facility Cleaning	1,535.82	21,666.67	5,157.02	260,000.00	(254,842.98)	1.98%
504985	Facility Equip Repairs	626.72	1,166.67	1,197.98	14,000.00	(12,802.02)	8.56%
504986	Facility Equip Cleaning	590.47	1,416.67	904.25	17,000.00	(16,095.75)	5.32%
504991	Brochures	-	333.33	-	4,000.00	(4,000.00)	0.00%
504992	Data Processing	-	250.00	-	3,000.00	(3,000.00)	0.00%
504994	Office Supplies	4,220.03	2,500.00	24,729.48	30,000.00	(5,270.52)	82.43%
504995	Postage	296.55	500.00	4,286.51	6,000.00	(1,713.49)	71.44%
504996	Safety Training & Ed	1,517.63	2,125.00	6,166.87	25,500.00	(19,333.13)	24.18%
504997	Schedules	-	3,333.33	-	40,000.00	(40,000.00)	0.00%
504998	Printed Materials	1,536.14	335.25	10,375.23	4,023.00	6,352.23	257.90%
505021	Telephone - Cell & Landlin	6,195.34	2,290.00	93,446.40	27,480.00	65,966.40	340.05%
505022	Electric	3,675.44	5,416.67	48,656.29	65,000.00	(16,343.71)	74.86%
505023	Gas Utilities	2,906.75	2,916.67	42,020.86	35,000.00	7,020.86	120.06%
505024	Water & Sewer	2,866.55	1,833.33	22,273.58	22,000.00	273.58	101.24%
505025	Parking	-	166.67	-	2,000.00	(2,000.00)	0.00%
506011	Physical Damage Insurance	-	3,629.17	-	43,550.00	(43,550.00)	0.00%
506012	Accident Repair	234.03	169,583.33	80,112.73	2,035,000.00	(1,954,887.27)	3.94%
506021	Subrogation Recoveries	-	(2,083.33)	-	(25,000.00)	25,000.00	0.00%
507991	Sales & Use Taxes	11,366.06	-	157,879.82	-	157,879.82	0.00%
509011	Dues & Subscriptions	695.00	2,916.67	8,170.80	35,000.00	(26,829.20)	23.35%
509019	Service Enhancements	-	332,689.58	-	3,992,275.00	(3,992,275.00)	0.00%
509021	Travel & Meetings	1,342.09	3,833.33	9,009.79	46,000.00	(36,990.21)	19.59%
509061	Penalties & Fines	-	500.00	-	6,000.00	(6,000.00)	0.00%
509081	Advertising	5,339.83	7,666.67	91,065.96	92,000.00	(934.04)	98.98%
509919	COVID-19	26,396.70	19,166.67	179,543.45	230,000.00	(50,456.55)	78.06%
509991	Legal Advertising	-	166.67	(1,063.75)	2,000.00	(3,063.75)	(53.19%)
509993	Rodeo	-	583.33	-	7,000.00	(7,000.00)	0.00%
509994	Awards	288.20	8,917.20	74,957.18	107,006.35	(32,049.17)	70.05%
509996	Employee	-	416.67	-	5,000.00	(5,000.00)	0.00%
509997	Bank Charges	600.54	2,500.00	6,958.26	30,000.00	(23,041.74)	23.19%
510000	Capital	-	240,416.67	211,157.60	2,885,000.00	(2,673,842.40)	7.32%
999999	Misc	70.95	-	3,676.55	-	3,676.55	0.00%
	Total Expenses	\$ 1,587,875.37	\$ 2,581,404.75	\$ 18,916,423.23	\$ 30,976,856.17	\$ (12,060,432.94)	61.07%



GoDurham
Income Statement by Department-May 2022

010 - Operations	Actual	Budget	YTD Actual	Annual Budget	Variance	%
	5/31/2022	5/31/2022	5/31/2022	6/30/2022		Achieved
Salaries	463,682.12	525,998.69	5,579,824.90	6,311,984.34	(732,159.44)	88.40%
Overtime	79,400.79	76,008.89	800,914.57	912,106.67	(111,192.10)	87.81%
Payroll Taxes - Operations	43,442.69	52,307.02	538,611.00	627,684.20	(89,073.20)	85.81%
Pension Expense - Operations	-	74,716.70	624,024.00	896,600.39	(272,576.39)	69.60%
Medical - Union Operations	79,533.95	126,220.31	954,358.30	1,514,643.70	(560,285.40)	63.01%
Medical - Non-Union	6,606.48	11,499.02	69,423.19	137,988.23	(68,565.04)	50.31%
Dental - Union Operations	3,077.37	4,116.45	38,040.64	49,397.35	(11,356.71)	77.01%
Dental - Non-Union	(140.92)	471.98	(493.13)	5,663.72	(6,156.85)	(8.71%)
Life Insurance - Operations	1,024.36	4,170.89	10,863.14	50,050.64	(39,187.50)	21.70%
L/T Disability - Operations	-	291.96	-	3,503.54	(3,503.54)	0.00%
FUI - Operations	88.16	1,575.00	6,611.51	18,900.00	(12,288.49)	34.98%
SUI - Operations	1,067.62	4,097.63	(1,905.55)	49,171.50	(51,077.05)	(3.88%)
W/C - Union Operators	-	38,193.79	478,065.00	458,325.42	19,739.58	104.31%
PTO - Sick	1,680.70	-	23,898.61	-	23,898.61	0.00%
PTO Sick - Operators	19,709.93	22,881.53	234,428.35	274,578.35	(40,150.00)	85.38%
PTO - Holiday	-	24,160.29	39,748.32	289,923.46	(250,175.14)	13.71%
Accrued Holiday Pay	-	-	127,865.40	-	127,865.40	0.00%
PTO - Vacation	3,185.74	32,005.99	45,295.34	384,071.89	(338,776.55)	11.79%
Accrued Vacation - Driver	30,405.17	-	395,512.52	-	395,512.52	0.00%
PTO - Other	-	2,696.46	2,320.73	32,357.53	(30,036.80)	7.17%
PTO Other - Operators	967.17	-	19,759.36	-	19,759.36	0.00%
Uniforms - Operations	9,337.20	5,041.67	77,179.28	60,500.00	16,679.28	127.57%
CDL/Class B License	128.75	483.33	2,523.50	5,800.00	(3,276.50)	43.51%
InterCo Service Level	11,729.78	-	44,658.10	-	44,658.10	0.00%
Security	62,567.50	50,353.33	607,582.93	604,240.00	3,342.93	100.55%
Armored Car	85.28	2,083.33	648.51	25,000.00	(24,351.49)	2.59%
Money Counters	-	-	315.00	-	315.00	0.00%
Tires	3,093.65	16,699.24	124,192.63	200,390.86	(76,198.23)	61.98%
Service Supplies/ Fare Media	-	2,083.33	-	25,000.00	(25,000.00)	0.00%
Service Enhancements	-	332,689.58	-	3,992,275.00	(3,992,275.00)	0.00%
Total	\$ 820,673.49	\$ 1,410,846.41	\$ 10,844,266.15	\$ 16,930,156.79	\$ (6,085,890.64)	64.05%

041 - Vehicle Maintenance	Actual	Budget	YTD Actual	Annual Budget		%
	5/31/2022	5/31/2022	5/31/2022	6/30/2022	Variance	Achieved
Salaries	109,192.40	129,259.28	1,301,644.72	1,551,111.49	(249,466.77)	83.92%
Overtime	7,963.86	7,260.44	70,838.96	87,125.22	(16,286.26)	81.31%
Payroll Taxes - Veh	10,989.75	10,559.60	128,023.49	126,715.18	1,308.31	101.03%
Pension Expense - Veh	-	31,502.63	-	378,031.56	(378,031.56)	0.00%
Medical - Union Veh	15,330.26	24,939.16	113,540.88	299,269.94	(185,729.06)	37.94%
Medical - Non-Union Veh	7,405.22	5,915.23	24,806.98	70,982.71	(46,175.73)	34.95%
Dental - Union Veh	477.79	805.73	4,388.78	9,668.73	(5,279.95)	45.39%
Dental - Non-Union Veh	94.66	342.39	697.60	4,108.71	(3,411.11)	16.98%
Life Insurance - Veh	236.25	832.77	2,319.80	9,993.24	(7,673.44)	23.21%
L/T Disability - Veh	-	58.29	-	699.53	(699.53)	0.00%
FUI - Veh Maintenance	38.26	336.00	1,336.07	4,032.00	(2,695.93)	33.14%
SUI - Veh Maintenance	253.24	799.68	(246.97)	9,596.16	(9,843.13)	(2.57%)
W/C - Union Veh	-	4,583.25	-	54,999.05	(54,999.05)	0.00%
PTO - Sick	10,060.65	2,753.12	65,394.51	33,037.48	32,357.03	197.94%
PTO - Holiday	-	1,514.24	16,018.24	18,170.88	(2,152.64)	88.15%
PTO Holiday - Mechanics	-	-	20,928.54	-	20,928.54	0.00%
PTO Holiday - Veh Attendant	-	-	6,883.92	-	6,883.92	0.00%
Accrued Vacation -	7,284.00	-	118,138.24	-	118,138.24	0.00%
PTO - Other	-	333.04	6,297.30	3,996.47	2,300.83	157.57%
Uniforms - Veh Maintenance	2,453.46	3,033.33	31,308.64	36,400.00	(5,091.36)	86.01%
Shoe & Tool Allow - Veh	-	1,441.67	14,100.85	17,300.00	(3,199.15)	81.51%
Temporary Help - Veh	-	3,000.00	-	36,000.00	(36,000.00)	0.00%
Body & Paint	-	4,166.67	2,294.91	50,000.00	(47,705.09)	4.59%
Bus Pest Control	675.72	675.00	7,515.42	8,100.00	(584.58)	92.78%
Bus Electrical	-	416.67	-	5,000.00	(5,000.00)	0.00%
Generator	-	666.67	-	8,000.00	(8,000.00)	0.00%
Glass/ Non- Accident	-	2,083.33	3,077.59	25,000.00	(21,922.41)	12.31%
Bus HVAC	-	833.33	-	10,000.00	(10,000.00)	0.00%
Major /Outside Repair	3,135.26	5,000.00	70,350.66	60,000.00	10,350.66	117.25%
Non Revenue Vehicle Repair	-	-	303.18	-	303.18	0.00%
Towing	3,905.00	1,855.00	19,440.00	22,260.00	(2,820.00)	87.33%
Oil & Lubricants	1,904.56	11,110.65	83,551.72	133,327.77	(49,776.05)	62.67%
Fuel	13,317.58	-	13,317.58	-	13,317.58	0.00%
Non Revenue Veh Tires	-	-	101.88	-	101.88	0.00%
Transmissions/ DPIM	-	-	53,640.16	-	53,640.16	0.00%
Parts	55,700.77	75,413.49	984,347.71	904,961.93	79,385.78	108.77%
Bus Wash Supplies &	2,754.38	3,750.00	37,618.76	45,000.00	(7,381.24)	83.60%

Shop Supplies	2,044.20	3,416.67	58,521.42	41,000.00	17,521.42	142.74%
Physical Damage Insurance	-	3,629.17	-	43,550.00	(43,550.00)	0.00%
Accident Repair	-	-	6,876.85	-	6,876.85	0.00%
Less: Subrogation Recoveries	-	(2,083.33)	-	(25,000.00)	25,000.00	0.00%
Total	\$ 255,217.27	\$ 340,203.17	\$ 3,267,378.39	\$ 4,082,438.05	\$ (815,059.66)	80.03%

042 - BLDG Maintenance	Actual	Budget	YTD Actual	Annual Budget		%
	5/31/2022	5/31/2022	5/31/2022	6/30/2022	Variance	Achieved
Salaries	44,330.88	33,590.87	486,806.26	403,090.48	83,715.78	120.77%
Overtime	2,744.91	1,401.66	19,143.27	16,819.92	2,323.35	113.81%
Payroll Taxes - Non-Veh	3,489.79	2,737.42	41,222.05	32,848.99	8,373.06	125.49%
Pension Expense - Non-Veh	-	8,710.42	-	104,525.04	(104,525.04)	0.00%
Medical - Union Non-Veh	2,197.47	6,067.74	94,032.28	72,812.87	21,219.41	129.14%
Medical - Non-Union Non-	4,780.36	1,835.67	82,491.87	22,027.98	60,463.89	374.49%
Dental - Union Non-Veh	75.64	308.15	1,154.64	3,697.74	(2,543.10)	31.23%
Dental - Non-Union Non-Veh	(56.94)	129.39	(490.08)	1,552.66	(2,042.74)	(31.56%)
Life Insurance - Non-Veh	24.50	218.28	224.00	2,619.33	(2,395.33)	8.55%
L/T Disability - Non-Veh Maintenance	-	15.28	-	183.35	(183.35)	0.00%
FUI - Non-Veh Maintenance	73.17	73.50	953.09	882.00	71.09	108.06%
SUI - Non-Veh Maintenance	67.84	174.93	(123.72)	2,099.16	(2,222.88)	(5.89%)
W/C - Union Non-Veh	-	954.85	7,938.00	11,458.14	(3,520.14)	69.28%
PTO - Sick	1,487.04	-	25,802.78	-	25,802.78	0.00%
PTO - Holiday	-	790.68	15,793.76	9,488.17	6,305.59	166.46%
PTO Holiday - Fac Attendant	-	-	5,154.56	-	5,154.56	0.00%
PTO - Vacation	2,692.48	-	29,784.08	-	29,784.08	0.00%
Uniforms - Non-Veh	-	758.33	-	9,100.00	(9,100.00)	0.00%
Shoe & Tool Allow - Non-Veh	594.52	175.00	1,555.46	2,100.00	(544.54)	74.07%
Custodial	18,597.00	-	187,543.12	-	187,543.12	0.00%
Building HVAC	445.00	1,666.67	13,144.01	20,000.00	(6,855.99)	65.72%
Building Electrical	5,639.75	1,250.00	28,006.14	15,000.00	13,006.14	186.71%
Plumbing	463.50	833.33	7,282.72	10,000.00	(2,717.28)	72.83%
Building Gen Repairs	1,564.96	14,500.00	33,155.97	174,000.00	(140,844.03)	19.06%
Grounds/ Cleaning	7,273.00	3,916.67	46,876.00	47,000.00	(124.00)	99.74%
Radio/Access System	-	516.67	-	6,200.00	(6,200.00)	0.00%
Building Pest Control	166.77	333.33	2,242.50	4,000.00	(1,757.50)	56.06%
Shop Equip Repair	17,158.00	1,393.38	45,751.92	16,720.56	29,031.36	273.63%
Farebox Parts	-	5,000.00	22,253.80	60,000.00	(37,746.20)	37.09%
Farebox Cleaning	2.00	500.00	1,178.95	6,000.00	(4,821.05)	19.65%
Facility Tools	151.96	-	30,460.16	-	30,460.16	0.00%
Facility Cleaning	1,535.82	21,666.67	5,157.02	260,000.00	(254,842.98)	1.98%
Facility Equip Repairs	626.72	1,166.67	1,197.98	14,000.00	(12,802.02)	8.56%
Facility Equip Cleaning	590.47	1,416.67	904.25	17,000.00	(16,095.75)	5.32%
Total	\$ 116,716.61	\$ 112,102.23	\$ 1,236,596.84	\$ 1,345,226.39	\$ (108,629.55)	91.92%

160 - Administration	Actual	Budget	YTD Actual	Annual Budget		%
	5/31/2022	5/31/2022	5/31/2022	6/30/2022	Variance	Achieved
Salaries	90,189.11	115,837.23	979,363.16	1,390,046.68	(410,683.52)	70.46%
Overtime	984.40	-	10,978.17	-	10,978.17	0.00%
Payroll Taxes - General	6,524.44	9,244.05	75,139.71	110,928.57	(35,788.86)	67.74%
Pension Expense - General	73,453.86	20,054.26	348,982.78	240,651.13	108,331.65	145.02%
Medical - Non-Union General	12,777.43	18,368.42	147,649.40	220,421.05	(72,771.65)	66.99%
Dental - Non-Union General	686.22	613.75	7,044.40	7,364.95	(320.55)	95.65%
Life Insurance - General	374.50	737.11	3,503.50	8,845.28	(5,341.78)	39.61%
L/T Disability - General Admin	-	51.60	-	619.17	(619.17)	0.00%
FUI - General Admin	25.53	262.50	751.69	3,150.00	(2,398.31)	23.86%
SUI - General Admin	97.68	624.75	(202.11)	7,497.00	(7,699.11)	(2.70%)
W/C - Non-Union General	-	571.86	55,221.00	6,862.28	48,358.72	804.70%
PTO - Sick	1,536.22	-	26,772.65	-	26,772.65	0.00%
PTO - Holiday	-	-	43,209.68	-	43,209.68	0.00%
Accrued Vacation - Staff	5,762.81	-	62,052.63	-	62,052.63	0.00%
PTO - Other	-	349.04	3,448.04	4,188.48	(740.44)	82.32%
Uniforms	-	175.00	-	2,100.00	(2,100.00)	0.00%
InterCo Service Level	-	3,166.67	-	38,000.00	(38,000.00)	0.00%
Audit	-	2,500.00	19,400.00	30,000.00	(10,600.00)	64.67%
Background/License Checks	4,835.98	1,260.00	20,168.84	15,120.00	5,048.84	133.39%
Drug Screens	4,650.77	2,750.00	23,953.72	33,000.00	(9,046.28)	72.59%
Environmental Costs	8,074.47	2,500.00	54,944.99	30,000.00	24,944.99	183.15%
Outside Legal Services	4,377.60	2,500.00	45,449.67	30,000.00	15,449.67	151.50%
Maps/Schedules	554.52	-	554.52	-	554.52	0.00%
Payroll	-	3,083.33	-	37,000.00	(37,000.00)	0.00%
Physicals	1,157.00	1,000.00	7,792.27	12,000.00	(4,207.73)	64.94%
Other Professional	80,989.66	38,335.92	380,314.44	460,031.00	(79,716.56)	82.67%
Temporary Help - General	-	-	53,779.54	-	53,779.54	0.00%
Computer Maintenance	28,667.97	14,833.33	125,261.06	178,000.00	(52,738.94)	70.37%
Office Equip Maintenance	-	433.33	-	5,200.00	(5,200.00)	0.00%
Office Equipment (NonCap)	-	-	3,207.09	-	3,207.09	0.00%
Other Admin Contract - Fire	-	333.33	2,894.25	4,000.00	(1,105.75)	72.36%
Brochures	-	333.33	-	4,000.00	(4,000.00)	0.00%
Data Processing	-	250.00	-	3,000.00	(3,000.00)	0.00%
Office Supplies	4,220.03	2,500.00	24,729.48	30,000.00	(5,270.52)	82.43%
Postage	296.55	500.00	4,286.51	6,000.00	(1,713.49)	71.44%
Safety Training & Ed	1,517.63	2,125.00	6,166.87	25,500.00	(19,333.13)	24.18%
Schedules	-	3,333.33	-	40,000.00	(40,000.00)	0.00%

Printed Materials	1,536.14	335.25	10,375.23	4,023.00	6,352.23	257.90%
Telephone - Cell & Landline	6,195.34	2,290.00	93,446.40	27,480.00	65,966.40	340.05%
Electric	3,675.44	5,416.67	48,656.29	65,000.00	(16,343.71)	74.86%
Gas Utilities	2,906.75	2,916.67	42,020.86	35,000.00	7,020.86	120.06%
Water & Sewer	2,866.55	1,833.33	22,273.58	22,000.00	273.58	101.24%
Parking	-	166.67	-	2,000.00	(2,000.00)	0.00%
Auto/GL Insurance	234.03	169,583.33	73,235.88	2,035,000.00	(1,961,764.12)	3.60%
Sales & Use Taxes	11,366.06	-	157,879.82	-	157,879.82	0.00%
Dues & Subscriptions	695.00	2,916.67	8,170.80	35,000.00	(26,829.20)	23.35%
Travel & Meetings	1,342.09	3,833.33	9,009.79	46,000.00	(36,990.21)	19.59%
Penalties & Fines	-	500.00	-	6,000.00	(6,000.00)	0.00%
Advertising	5,339.83	7,666.67	91,065.96	92,000.00	(934.04)	98.98%
COVID-19	26,396.70	19,166.67	179,543.45	230,000.00	(50,456.55)	78.06%
Legal Advertising	-	166.67	(1,063.75)	2,000.00	(3,063.75)	(53.19%)
Rodeo	-	583.33	-	7,000.00	(7,000.00)	0.00%
Awards	288.20	8,917.20	74,957.18	107,006.35	(32,049.17)	70.05%
Employee Promotions	-	416.67	-	5,000.00	(5,000.00)	0.00%
Bank Charges	600.54	2,500.00	6,958.26	30,000.00	(23,041.74)	23.19%
Capital	-	240,416.67	211,157.60	2,885,000.00	(2,673,842.40)	7.32%
Misc	70.95	-	3,676.55	-	3,676.55	0.00%
Total	395,268.00	718,252.94	3,568,181.85	8,619,034.94	(5,050,853.09)	41.40%

GoDurham
May 2022 Check List

Trans. Date	Trans. No.	Payee	Amount
5/6/2022	50781	ABC COMPANIES	1,513.71
5/6/2022	50782	AFLAC	8,020.26
5/6/2022	50783	AMALGAMATED TRANSIT UNION 1493	5,574.04
5/6/2022	50784	AMAZON CAPITAL SERVICES	1,797.81
5/6/2022	50764	ANTHONY JACKSON	200.00
5/6/2022	50786	ARC3 GASES	100.80
5/6/2022	50787	ARCPOINT LABS OF RALEIGH DURHAM	1,943.72
5/6/2022	50772	ARTHUR JOSEPH SHEPARD	300.00
5/6/2022	50758	AUSTIN HUNTER DAVIS	800.00
5/6/2022	50759	BENJAMIN LAWRENCE GARTH	500.00
5/6/2022	50756	BOBBY L. CRABTREE	200.00
5/6/2022	50788	BROWN BROTHERS PLUMBING	498.26
5/6/2022	50824	CHARTER COMMUNICATIONS	356.55
5/6/2022	50776	CHRISTOPHER BLAKE THOMPSON	850.00
5/6/2022	50778	CHRISTOPHER BRANNEN WOOD JR	1,075.00
5/6/2022	50789	CINTAS CORPORATION # 205	393.58
5/6/2022	50790	CITY OF DURHAM WATER & SEWER	1,024.32
5/6/2022	50791	CLEARSTAR, INC	335.47
5/6/2022	50792	COMMERCIAL LIGHTING COMPANY	580.49
5/6/2022	50794	CONTINENTAL TIRE THE AMERICAS, LLC	3,433.08
5/6/2022	50795	COUCH OIL COMPANY OF DURHAM	54.00
5/6/2022	50796	CROSS SYSTEMS INC.	1,463.34
5/6/2022	50773	DEBRA CAROL SMITH	400.00
5/6/2022	50797	DELTA DENTAL OF NORTH CAROLINA	6,208.05
5/6/2022	50798	DEWHIT FACILITY SERVICES, LLC	18,597.00
5/6/2022	50799	DGC GLASS SYSTEMS LLC	1,176.11
5/6/2022	50771	DILLON JOSEPH ROBINSON	225.00
5/6/2022	50754	DOUGLAS BECKETT	300.00
5/6/2022	50757	DUDLEY RAY CREECH JR.	1,100.00
5/6/2022	50800	EMC NATIONAL LIFE CO	1,481.11
5/6/2022	50801	ENERGY AUTOMATION TECHNOLOGIES	295.00
5/6/2022	50803	FASTENAL	14,761.45
5/6/2022	50804	FASTER ASSET SOLUTIONS	42,787.14
5/6/2022	50761	FEDERICK L. HARRIS	600.00
5/6/2022	50802	FIDELITY SECURITY LIFE INSURANCE CO.	1,277.29
5/6/2022	50805	FIRST TRANSIT INC	2,743.00
5/6/2022	50806	FIRST TRANSIT INC	2,743.00
5/6/2022	50807	FIRST TRANSIT INC	4,731.21
5/6/2022	50808	FIRST TRANSIT INC	3,981.67
5/6/2022	50809	FLEETPRIDE	797.13
5/6/2022	50810	FRONTIER COMMUNICATIONS	336.15
5/6/2022	50811	GALLS, LLC	3,047.32

5/6/2022	50812	GILLIG LLC	5,186.64
5/6/2022	50813	GRAINGER	945.32
5/6/2022	50752	GREG ANDREA	500.00
5/6/2022	50815	HYDROTEX	14,316.40
5/6/2022	50816	JCM AND ASSOCIATES, INC	4,087.83
5/6/2022	50818	JOHNS TOWING & RECOVERY	825.00
5/6/2022	50775	JONATHAN MICHAEL STEWART	900.00
5/6/2022	50763	JOSEPH LEE HONEYCUTT JR	300.00
5/6/2022	50779	KIPLAND CANNADY	300.00
5/6/2022	50777	KRISTIAN F. WHEELER	800.00
5/6/2022	50774	MARIA GEORGETTA STEVENSON	625.00
5/6/2022	50755	MARIANNE KINNEAR BOND	225.00
5/6/2022	50785	MARLIN SOFTWARE, LLC	420.00
5/6/2022	50762	MATRICE HENDERSON	300.00
5/6/2022	50767	MATTHEW JOHN MALASPINA	625.00
5/6/2022	50819	MHC KENWORTH	217.32
5/6/2022	50820	MOHAWK MFG & SUPPLY CO.	849.72
5/6/2022	50821	MOTOROLA SOLUTIONS INC.	15,384.86
5/6/2022	50823	MULTI SERVICE TECHNOLOGY SOLUTIONS INC.	294.52
5/6/2022	50769	NATHANIEL S. PARKER	1,075.00
5/6/2022	50766	NICHOLAS JOSEPH LYNDE	500.00
5/6/2022	50793	OCCUPATIONAL HEALTH CENTERS	258.00
5/6/2022	50817	PARAGON READY SERVICES LLC	1,700.00
5/6/2022	50822	PUBLIC HARDWARE INC	45.88
5/6/2022	50765	RICHARD ERNESTO JIMENEZ	1,450.00
5/6/2022	50760	RONALD JOSEPH GUARDINO JR	300.00
5/6/2022	50780	SAQUITA LLOYD SLADE	128.75
5/6/2022	50770	SCOTT PENNICA	212.50
5/6/2022	50825	STAPLES BUSINESS ADVANTAGE	3,262.81
5/6/2022	50768	STEVEN CARTER OAKLEY	575.00
5/6/2022	50827	TEMPERATURE CONTROL SOLUTIONS, INC.	1,733.60
5/6/2022	50814	THE HARTFORD PRIORITY ACCOUNTS	9,307.57
5/6/2022	50830	THE TRAVELERS INDEMNITY COMPANY	234.03
5/6/2022	50826	TRACTION	3,923.66
5/6/2022	50828	TRADESMASTERS SERVICES	192.75
5/6/2022	50829	TRANSIT TALENT.COM LLC	115.00
5/6/2022	50832	TRIANGLE AREA LANDSCAPE MANAGEMENT, INC.	7,273.00
5/6/2022	50831	UNIFIRST CORPORATION	2,042.68
5/6/2022	50833	VERIZON CONNECT FLEET USA LLC	145.60
5/6/2022	50834	VERIZON WIRELESS	110.36
5/6/2022	50835	WATERLOGIC	713.58
5/6/2022	50753	WILLIE K. BARFIELD	475.00
5/6/2022	50836	YOUNG MOORE AND HENDERSON, P.A.	2,292.10
5/6/2022	50837	ZEE MEDICAL SERVICE	178.87
5/6/2022	50838	ZONAR	2.00
5/13/2022	50840	AMAZON CAPITAL SERVICES	2,425.80

5/13/2022	50862	ANGEL LUIS FIGUEROA	600.00
5/13/2022	50875	ANTHONY JACKSON	200.00
5/13/2022	50891	ARTHUR JOSEPH SHEPARD	300.00
5/13/2022	50853	AUSTIN HUNTER DAVIS	225.00
5/13/2022	50865	BENJAMIN LAWRENCE GARTH	200.00
5/13/2022	50852	BOBBY L. CRABTREE	850.00
5/13/2022	50847	BRAME SPECIALTY COMPANY INC	90.98
5/13/2022	50872	BRYCE HUNTOON	500.00
5/13/2022	50896	CHRISTOPHER BLAKE THOMPSON	300.00
5/13/2022	50848	CINTAS CORPORATION # 205	393.58
5/13/2022	50849	CLEVER DEVICES LTD	29,346.00
5/13/2022	50850	COMTECH NETWORK SOLUTIONS	3,863.94
5/13/2022	50854	COURTNEY C. DAVIS	500.00
5/13/2022	50892	DEBRA CAROL SMITH	500.00
5/13/2022	50855	DICKERSON FENCING COMPANY INCORPORATED	16,750.00
5/13/2022	50868	DONALD NEAL HALL	600.00
5/13/2022	50845	DOUGLAS BECKETT	900.00
5/13/2022	50881	DOUGLAS MIDDLETON	501.72
5/13/2022	50856	DRAGONFLY POND WORKS	184.00
5/13/2022	50857	DUKE ENERGY	53.21
5/13/2022	50859	ERIN R ELLERMAN	200.00
5/13/2022	50860	FASTENAL	1,939.68
5/13/2022	50869	FEDERICK L. HARRIS	1,100.00
5/13/2022	50861	FEDEX EXPRESS SHIPPING	18.05
5/13/2022	50863	FLEETPRIDE	15,420.63
5/13/2022	50864	GALLS, LLC	2,023.19
5/13/2022	50866	GILLIG LLC	29.03
5/13/2022	50867	GRAINGER	673.73
5/13/2022	50841	GREG ANDREA	425.00
5/13/2022	50873	HUTCHENS PETROLEUM	1,915.52
5/13/2022	50874	INTEGRATED ID SYSTEMS INC	2,453.27
5/13/2022	50894	JONATHAN MICHAEL STEWART	900.00
5/13/2022	50877	JOSEPH BRIAN KING	300.00
5/13/2022	50871	JOSEPH LEE HONEYCUTT JR	300.00
5/13/2022	50886	KRISHA J. ROBINSON	400.00
5/13/2022	50900	KRISTIAN F. WHEELER	600.00
5/13/2022	50878	LOOMIS FARGO & CO	85.28
5/13/2022	50893	MARIA GEORGETTA STEVENSON	200.00
5/13/2022	50846	MARIANNE KINNEAR BOND	225.00
5/13/2022	50870	MATRICE HENDERSON	625.00
5/13/2022	50880	MATTHEW JOHN MALASPINA	987.50
5/13/2022	50839	MICHAEL ADAMS	300.00
5/13/2022	50882	MILLER ELECTRIC COMPANY	4,006.96
5/13/2022	50898	MSDS ONLINE DBA VELOCITY EHS	1,800.00
5/13/2022	50884	NATHANIEL S. PARKER	425.00
5/13/2022	50879	NICHOLAS JOSEPH LYNDE	500.00

5/13/2022	50851	OCCUPATIONAL HEALTH CENTERS	334.00
5/13/2022	50902	ORKIN PEST CONTROL	1,005.72
5/13/2022	50903	PRECISION TANK SERVICE INC	460.00
5/13/2022	50885	PREMIER COMMERCIAL SECURITY	1,498.55
5/13/2022	50842	REGINALD BALDWIN	840.37
5/13/2022	50876	RICHARD ERNESTO JIMENEZ	700.00
5/13/2022	50887	SAFE-T-WORKS, INC	822.00
5/13/2022	50888	SAFFELLE INC	1,472.13
5/13/2022	50889	SHARP BUSINESS SYSTEMS	21.45
5/13/2022	50890	SHARP BUSINESS SYSTEMS	26.81
5/13/2022	50883	STEVEN CARTER OAKLEY	225.00
5/13/2022	50895	TEMPERATURE CONTROL SOLUTIONS, INC.	1,627.50
5/13/2022	50858	THE EI GROUP INC	1,045.18
5/13/2022	50897	UNIFIRST CORPORATION	1,154.71
5/13/2022	50899	WATERLOGIC	170.91
5/13/2022	50843	WILLIAM SYLVESTER BANTON III	900.00
5/13/2022	50844	WILLIE K. BARFIELD	300.00
5/13/2022	50901	WOODS LOCK SHOP INC	17.20
5/20/2022	50942	ADAM RICHARD OSBORNE	300.00
5/20/2022	50934	ANTHONY JACKSON	187.50
5/20/2022	50948	ARTHUR JOSEPH SHEPARD	300.00
5/20/2022	50925	BENJAMIN LAWRENCE GARTH	500.00
5/20/2022	50914	BOBBY L. CRABTREE	237.50
5/20/2022	50931	BRYCE HUNTOON	300.00
5/20/2022	50953	CHRISTOPHER BLAKE THOMPSON	400.00
5/20/2022	50911	CITY OF DURHAM WATER & SEWER	820.05
5/20/2022	50912	CLEARSTAR, INC	225.51
5/20/2022	50916	COURTNEY C. DAVIS	2,150.00
5/20/2022	50962	DANIEL D EDDINGER II	2,000.00
5/20/2022	50910	DAVID ROBBERT BEUGNOT JR.	300.00
5/20/2022	50949	DEBRA CAROL SMITH	200.00
5/20/2022	50933	DIVERSIFIED COMMUNICATIONS	695.00
5/20/2022	50917	DOMINION ENERGY	3,116.71
5/20/2022	50927	DONALD NEAL HALL	600.00
5/20/2022	50909	DOUGLAS BECKETT	900.00
5/20/2022	50915	DUDLEY RAY CREECH JR.	200.00
5/20/2022	50918	DUKE ENERGY	3,879.52
5/20/2022	50919	EMPLOYEE BENEFITS CORPORATION	500.00
5/20/2022	50928	FEDERICK L. HARRIS	975.00
5/20/2022	50921	FRONTIER COMMUNICATIONS	36.21
5/20/2022	50922	FRONTIER COMMUNICATIONS	86.85
5/20/2022	50923	GALLS, LLC	519.92
5/20/2022	50926	GO TRIANGLE	277.50
5/20/2022	50906	GREG ANDREA	225.00
5/20/2022	50932	INSIGHT PUBLIC SECTOR, INC.	3,272.82
5/20/2022	50904	JIMMY JOHNS #453	183.83

5/20/2022	50951	JONATHAN MICHAEL STEWART	900.00
5/20/2022	50930	JOSEPH LEE HONEYCUTT JR	250.00
5/20/2022	50959	KRISTIAN F. WHEELER	600.00
5/20/2022	50937	L JAMAL WALTON	1,800.00
5/20/2022	50929	MATRICE HENDERSON	200.00
5/20/2022	50939	MATTHEW JOHN MALASPINA	425.00
5/20/2022	50960	MATTHEW WRENN	67.22
5/20/2022	50905	MICHAEL ADAMS	300.00
5/20/2022	50940	MOTOROLA SOLUTIONS INC.	2,637.50
5/20/2022	50943	NATHANIEL S. PARKER	1,150.00
5/20/2022	50938	NICHOLAS JOSEPH LYNDE	300.00
5/20/2022	50913	OCCUPATIONAL HEALTH CENTERS	258.00
5/20/2022	50936	PARAGON READY SERVICES LLC	2,575.00
5/20/2022	50945	PERFORMANCE PRINT SERVICES	127.94
5/20/2022	50946	PITNEY BOWES	318.79
5/20/2022	50947	PREMIER COMMERCIAL SECURITY	1,380.00
5/20/2022	50950	PROFORMA T	720.86
5/20/2022	50920	RANDAL CHANCE EVANS	200.00
5/20/2022	50935	RICHARD ERNESTO JIMENEZ	1,137.50
5/20/2022	50944	SCOTT PENNICA	200.00
5/20/2022	50941	STEVEN CARTER OAKLEY	200.00
5/20/2022	50955	THE TRANSIT & PARATRANSIT COMPANY	640.00
5/20/2022	50954	TIAA COMMERCIAL FINANCE, INC	600.94
5/20/2022	50956	TRI-CITY SIGNS & AWARDS	32.25
5/20/2022	50952	TROY ANTONIO STEWART	300.00
5/20/2022	50957	WALKER AUTO STORES	789.33
5/20/2022	50958	WATERLOGIC	214.35
5/20/2022	50907	WILLIAM SYLVESTER BANTON III	1,100.00
5/20/2022	50908	WILLIE K. BARFIELD	375.00
5/20/2022	50961	ZENDESK, INC.	228.76
5/27/2022	50964	ABC COMPANIES	1,004.09
5/27/2022	50965	AIRGAS NATIONAL WELDERS	117.95
5/27/2022	50966	AMAZON CAPITAL SERVICES	208.48
5/27/2022	50981	ANGEL LUIS FIGUEROA	900.00
5/27/2022	50994	ANTHONY JACKSON	225.00
5/27/2022	50968	ARCPOINT LABS OF RALEIGH DURHAM	1,885.05
5/27/2022	50984	ASCENSUS	70,340.00
5/27/2022	50978	AUSTIN HUNTER DAVIS	300.00
5/27/2022	50985	BENJAMIN LAWRENCE GARTH	250.00
5/27/2022	50976	BOBBY L. CRABTREE	225.00
5/27/2022	50993	BRYCE HUNTOON	500.00
5/27/2022	51014	CHARTER COMMUNICATIONS	374.68
5/27/2022	50973	CINTAS CORPORATION # 205	393.58
5/27/2022	50975	CONTINENTAL TIRE THE AMERICAS, LLC	311.23
5/27/2022	50963	CUMMINS ATLANTIC LLC	1,047.53
5/27/2022	50972	DAVID ROBBERT BEUGNOT JR.	400.00

5/27/2022	51013	DEBRA CAROL SMITH	1,300.00
5/27/2022	51011	DILLON JOSEPH ROBINSON	300.00
5/27/2022	50989	DONALD NEAL HALL	300.00
5/27/2022	50971	DOUGLAS BECKETT	900.00
5/27/2022	50977	DUDLEY RAY CREECH JR.	700.00
5/27/2022	50979	FACTORY CLEANING EQUIPMENT	438.60
5/27/2022	50980	FASTENAL	15,279.71
5/27/2022	50990	FEDERICK L. HARRIS	725.00
5/27/2022	50982	FIRST TRANSIT INC	273.90
5/27/2022	50983	FLEETPRIDE	3,489.60
5/27/2022	50986	GILLIG LLC	7,749.28
5/27/2022	50987	GRAINGER	787.61
5/27/2022	50967	GREG ANDREA	425.00
5/27/2022	50995	JCM AND ASSOCIATES, INC	47.68
5/27/2022	50997	JOHNS TOWING & RECOVERY	2,695.00
5/27/2022	51017	JONATHAN MICHAEL STEWART	1,100.00
5/27/2022	50998	JOSEPH BRIAN KING	300.00
5/27/2022	50992	JOSEPH LEE HONEYCUTT JR	300.00
5/27/2022	51022	KRISTIAN F. WHEELER	300.00
5/27/2022	51016	MARIA GEORGETTA STEVENSON	200.00
5/27/2022	50991	MATRICE HENDERSON	450.00
5/27/2022	51000	MATTHEW JOHN MALASPINA	525.00
5/27/2022	51001	MHC KENWORTH	6,195.13
5/27/2022	51002	MILLER ELECTRIC COMPANY	5,847.21
5/27/2022	51003	MOHAWK MFG & SUPPLY CO.	2,123.68
5/27/2022	51006	NATHANIEL S. PARKER	425.00
5/27/2022	50999	NICHOLAS JOSEPH LYNDE	650.00
5/27/2022	51004	NOBLE OIL SERVICES INC.	3,277.92
5/27/2022	50974	OCCUPATIONAL HEALTH CENTERS	307.00
5/27/2022	51005	ORKIN PEST CONTROL	675.72
5/27/2022	51008	PERFORMANCE PRINT SERVICES	2,031.24
5/27/2022	51015	PROFORMA T	2,662.52
5/27/2022	51010	PUBLIC HARDWARE INC	42.95
5/27/2022	50996	RICHARD ERNESTO JIMENEZ	1,150.00
5/27/2022	50988	RONALD JOSEPH GUARDINO JR	300.00
5/27/2022	51012	SAFFELLE INC.	1,472.13
5/27/2022	51007	SCOTT PENNICA	225.00
5/27/2022	51018	TRADESMASTERS SERVICES	385.51
5/27/2022	51009	TRANSAXLE, LLC	4,700.00
5/27/2022	51019	UNIFIRST CORPORATION	1,095.57
5/27/2022	51020	VERIZON WIRELESS	3,485.09
5/27/2022	51021	WALKER AUTO STORES	290.37
5/27/2022	50969	WILLIAM SYLVESTER BANTON III	900.00
5/27/2022	50970	WILLIE K. BARFIELD	300.00
5/27/2022	51023	YOUNG MOORE AND HENDERSON, P.A.	2,085.50
		Total	\$ 534,824.88

Contract 3137	June-22			
Revenues				
Advertising Revenue	\$ -	5310U051	658900	
Vending Revenue	\$ -	5310U051	658900	
Other	\$ -	5310U051	658900	
Farebox/Ticket	\$ -	5310U051	644020	
Total Revenue	\$ -			
Total Expenses				
Less: Pension	\$ -			
Less: Robertson	\$ -			
Net Expenses	\$ 1,968,159.20			
Breakdown of Expenses				
	\$ 1,003,634.79	5310U051	728610	
	\$ 328,763.82	5300U050	728610 USC22	
	\$ 635,760.59	5310U051	728610 USCA2	
		5300U050	728610	
Eligible Grant Expenses				
Department 41	\$ 171,902.51			
Department 42	\$ 156,861.31			
Operating Expenses (CARES - Dept 10)	\$ 635,760.59			
Total Grant Expenses	\$ 964,524.41			
Replenishment Amount	\$ 1,968,159.20			



Tonya Dupree
Finance Director
1903 Fay Street
Durham, NC 27704
(919) 560-1545 x36104
Fax (919) 560-1541

July 15, 2022

**Triangle Transit
Mrs. Sandra Freeman
4600 Emperor Blvd Ste. 1000
Durham, NC 27703**

Dear Mrs. Freeman,

Please find enclosed a copy of the income statement, reconciliation, and supporting documentation for the period ending June 30, 2022. Upon review and approval of the June funding request, we are asking the City of Durham to replenish \$1,968,159.20 to the cash account of GoDurham. This amount will restore the working capital fund as of June 30, 2022 to \$3,400,000.

Sincerely,

A handwritten signature in black ink that reads "Tonya Dupree".

**Tonya Dupree
Finance Director
GoDurham**

Go Durham

Reconciliation -June 2022

GL Balance:

Revenue: \$1,591,166.48
 Less: City Reimbursements (1,587,875.37)
\$ 3,291.11

Total Expenses- IS \$2,190,243.62
 Less: Year End Expense Accruals (218,793.31) *(will be reimbursed with July's replenishment request)*
\$1,971,450.31

Revenue over Expenses: (\$1,968,159.20)

Bank Balance:

Deposits: 1,593,592.74
 Less Account Adjustment: (2,426.26) Refund/ Credit to expense account
 Less Account Adjustment: (1,587,875.37) City Replenishments

Net Deposits: \$ 3,291.11

Withdrawals:

Check Register \$642,143.38
 Less: *Supplemental Ins./ Garn.* (162,785.32)
 401K Loans/ Contributions 42,384.43
 ACH Payroll Taxes 343,139.48
 Direct Deposit Payroll 949,133.44
 Electronic Payments 4,278.55 *Paycor Service Charges*
 Electronic Payments: Garnishments 16,491.12
 Electronic Payments: Medical 153,568.52
 Less: *liability medical payments* (\$17,446.79)
 Bank Charges 543.50

Total Cash Disbursement **\$ 1,971,450.31**

Revenue over Expenses: \$ (1,968,159.20)

Variance GL to BS: \$0.00

Bank Balance: Net Expenses \$ 1,968,159.20

Supp. Ins./ Garn. Expensed in June paid in July

\$ 1,968,159.20

Book Balance: Net Expenses \$ 1,968,159.20

\$ 1,968,159.20

Unreconciled Difference 0.00

\$ 1,968,159.20

Replenishment Request \$ 1,968,159.20



GoDurham
Income Statement by Department-June 2022

010 - Operations

	Actual	Budget	YTD Actual	Annual Budget		%
	6/30/2022	6/30/2022	6/30/2022	6/30/2022	Variance	Achieved
Salaries	719,359.94	525,998.75	6,299,184.84	6,311,984.34	(12,799.50)	99.80%
Overtime	110,889.98	76,008.88	911,804.55	912,106.67	(302.12)	99.97%
Payroll Taxes - Operations	65,686.68	52,306.98	604,297.68	627,684.20	(23,386.52)	96.27%
Pension Expense - Operations	-	74,716.69	624,024.00	896,600.39	(272,576.39)	69.60%
Medical - Union Operations	86,106.89	126,220.29	1,040,465.19	1,514,643.70	(474,178.51)	68.69%
Medical - Non-Union	7,298.97	11,499.01	76,722.16	137,988.23	(61,266.07)	55.60%
Dental - Union Operations	3,672.19	4,116.40	41,712.83	49,397.35	(7,684.52)	84.44%
Dental - Non-Union	(119.02)	471.94	(612.15)	5,663.72	(6,275.87)	(10.81%)
Life Insurance - Operations	1,097.80	4,170.85	11,960.94	50,050.64	(38,089.70)	23.90%
L/T Disability - Operations	-	291.98	-	3,503.54	(3,503.54)	0.00%
FUI - Operations	238.51	1,575.00	6,850.02	18,900.00	(12,049.98)	36.24%
SUI - Operations	1,144.47	4,097.57	(761.08)	49,171.50	(49,932.58)	(1.55%)
W/C - Union Operators	-	38,193.73	478,065.00	458,325.42	19,739.58	104.31%
PTO - Sick	412.64	-	24,311.25	-	24,311.25	0.00%
PTO Sick - Operators	15,524.73	22,881.52	249,953.08	274,578.35	(24,625.27)	91.03%
PTO - Holiday	3,875.16	24,160.27	43,623.48	289,923.46	(246,299.98)	15.05%
Accrued Holiday Pay	20,323.71	-	148,189.11	-	148,189.11	0.00%
PTO - Vacation	764.89	32,006.00	46,060.23	384,071.89	(338,011.66)	11.99%
Accrued Vacation - Driver	30,776.88	-	426,289.40	-	426,289.40	0.00%
PTO - Other	-	2,696.47	2,320.73	32,357.53	(30,036.80)	7.17%
PTO Other - Operators	2,039.58	-	21,798.94	-	21,798.94	0.00%
Uniforms - Operations	585.97	5,041.63	77,765.25	60,500.00	17,265.25	128.54%
CDL/Class B License	257.50	483.37	2,781.00	5,800.00	(3,019.00)	47.95%
InterCo Service Level	2,743.00	-	47,401.10	-	47,401.10	0.00%
Security	74,127.50	50,353.37	681,710.43	604,240.00	77,470.43	112.82%
Armored Car	250.71	2,083.37	899.22	25,000.00	(24,100.78)	3.60%
Money Counters	-	-	315.00	-	315.00	0.00%
Tires	18,760.38	16,699.22	142,953.01	200,390.86	(57,437.85)	71.34%
Service Supplies/ Fare Media	-	2,083.37	-	25,000.00	(25,000.00)	0.00%
Service Enhancements	-	332,689.62	-	3,992,275.00	(3,992,275.00)	0.00%
Total	\$1,165,819.06	\$1,410,846.28	\$12,010,085.21	\$16,930,156.79	(\$4,920,071.58)	70.94%

041 - Vehicle Maintenance	Actual	Budget	YTD Actual	Annual Budget		%
	6/30/2022	6/30/2022	6/30/2022	6/30/2022	Variance	Achieved
Salaries	171,575.54	129,259.41	1,473,220.26	1,551,111.49	(77,891.23)	94.98%
Overtime	10,159.94	7,260.38	80,998.90	87,125.22	(6,126.32)	92.97%
Payroll Taxes - Veh	16,347.50	10,559.58	144,370.99	126,715.18	17,655.81	113.93%
Pension Expense - Veh	-	31,502.63	-	378,031.56	(378,031.56)	0.00%
Medical - Union Veh	16,102.75	24,939.18	129,643.63	299,269.94	(169,626.31)	43.32%
Medical - Non-Union Veh	7,405.22	5,915.18	32,212.20	70,982.71	(38,770.51)	45.38%
Dental - Union Veh	477.79	805.70	4,866.57	9,668.73	(4,802.16)	50.33%
Dental - Non-Union Veh	94.66	342.42	792.26	4,108.71	(3,316.45)	19.28%
Life Insurance - Veh	236.25	832.77	2,556.05	9,993.24	(7,437.19)	25.58%
L/T Disability - Veh	-	58.34	-	699.53	(699.53)	0.00%
FUI - Veh Maintenance	29.17	336.00	1,365.24	4,032.00	(2,666.76)	33.86%
SUI - Veh Maintenance	184.30	799.68	(62.67)	9,596.16	(9,658.83)	(0.65%)
W/C - Union Veh	-	4,583.30	-	54,999.05	(54,999.05)	0.00%
PTO - Sick	8,006.07	2,753.16	73,400.58	33,037.48	40,363.10	222.17%
PTO - Holiday	1,710.32	1,514.24	17,728.56	18,170.88	(442.32)	97.57%
PTO Holiday - Mechanics	2,798.16	-	23,726.70	-	23,726.70	0.00%
PTO Holiday - Veh Attendant	1,447.76	-	8,331.68	-	8,331.68	0.00%
Accrued Vacation -	6,243.07	-	124,381.31	-	124,381.31	0.00%
PTO - Other	-	333.03	6,297.30	3,996.47	2,300.83	157.57%
Uniforms - Veh Maintenance	4,477.93	3,033.37	35,786.57	36,400.00	(613.43)	98.31%
Shoe & Tool Allow - Veh	107.45	1,441.63	14,208.30	17,300.00	(3,091.70)	82.13%
Temporary Help - Veh	-	3,000.00	-	36,000.00	(36,000.00)	0.00%
Body & Paint	338.06	4,166.63	2,632.97	50,000.00	(47,367.03)	5.27%
Bus Pest Control	675.72	675.00	8,191.14	8,100.00	91.14	101.13%
Bus Electrical	-	416.63	-	5,000.00	(5,000.00)	0.00%
Generator	465.61	666.63	465.61	8,000.00	(7,534.39)	5.82%
Glass/ Non- Accident	-	2,083.37	3,077.59	25,000.00	(21,922.41)	12.31%
Bus HVAC	-	833.37	-	10,000.00	(10,000.00)	0.00%
Major /Outside Repair	19,473.57	5,000.00	89,824.23	60,000.00	29,824.23	149.71%
Non Revenue Vehicle Repair	744.48	-	1,047.66	-	1,047.66	0.00%
Towing	2,200.00	1,855.00	21,640.00	22,260.00	(620.00)	97.21%
Oil & Lubricants	12,725.40	11,110.62	96,277.12	133,327.77	(37,050.65)	72.21%
Fuel	-	-	13,317.58	-	13,317.58	0.00%
Non Revenue Veh Tires	-	-	101.88	-	101.88	0.00%
Transmissions/ DPIM	-	-	53,640.16	-	53,640.16	0.00%
Parts	96,971.63	75,413.54	1,081,319.34	904,961.93	176,357.41	119.49%
Bus Wash Supplies &	7,501.03	3,750.00	45,119.79	45,000.00	119.79	100.27%
Shop Supplies	5,487.55	3,416.63	64,008.97	41,000.00	23,008.97	156.12%

Physical Damage Insurance	-	3,629.13	-	43,550.00	(43,550.00)	0.00%
Accident Repair	-	-	6,876.85	-	6,876.85	0.00%
Less: Subrogation Recoveries	-	(2,083.37)	-	(25,000.00)	25,000.00	0.00%
Total	393,986.93	340,203.18	3,661,365.32	4,082,438.05	(\$421,072.73)	89.69%

042 - BLDG Maintenance	Actual	Budget	YTD Actual	Annual Budget		%
	6/30/2022	6/30/2022	6/30/2022	6/30/2022	Variance	Achieved
Salaries	72,675.30	33,590.91	559,481.56	403,090.48	156,391.08	138.80%
Overtime	3,130.80	1,401.66	22,274.07	16,819.92	5,454.15	132.43%
Payroll Taxes - Non-Veh	5,702.45	2,737.37	46,924.50	32,848.99	14,075.51	142.85%
Pension Expense - Non-Veh	-	8,710.42	-	104,525.04	(104,525.04)	0.00%
Medical - Union Non-Veh	2,197.47	6,067.73	96,229.75	72,812.87	23,416.88	132.16%
Medical - Non-Union Non-	4,780.36	1,835.61	87,272.23	22,027.98	65,244.25	396.19%
Dental - Union Non-Veh	75.64	308.09	1,230.28	3,697.74	(2,467.46)	33.27%
Dental - Non-Union Non-Veh	(56.94)	129.37	(547.02)	1,552.66	(2,099.68)	(35.23%)
Life Insurance - Non-Veh	24.50	218.25	248.50	2,619.33	(2,370.83)	9.49%
L/T Disability - Non-Veh Maintenance	-	15.27	-	183.35	(183.35)	0.00%
FUI - Non-Veh Maintenance	22.60	73.50	975.69	882.00	93.69	110.62%
SUI - Non-Veh Maintenance	63.90	174.93	(59.82)	2,099.16	(2,158.98)	(2.85%)
W/C - Union Non-Veh	-	954.79	7,938.00	11,458.14	(3,520.14)	69.28%
PTO - Sick	1,022.24	-	26,825.02	-	26,825.02	0.00%
PTO - Holiday	1,404.32	790.69	17,198.08	9,488.17	7,709.91	181.26%
PTO Holiday - Fac Attendant	811.20	-	5,965.76	-	5,965.76	0.00%
PTO - Vacation	4,236.16	-	34,020.24	-	34,020.24	0.00%
Uniforms - Non-Veh	-	758.37	-	9,100.00	(9,100.00)	0.00%
Shoe & Tool Allow - Non-Veh	294.95	175.00	1,850.41	2,100.00	(249.59)	88.11%
Custodial	37,194.00	-	224,737.12	-	224,737.12	0.00%
Building HVAC	893.00	1,666.63	14,037.01	20,000.00	(5,962.99)	70.19%
Building Electrical	9,336.81	1,250.00	37,342.95	15,000.00	22,342.95	248.95%
Plumbing	1,360.78	833.37	8,643.50	10,000.00	(1,356.50)	86.44%
Building Gen Repairs	6,515.67	14,500.00	39,671.64	174,000.00	(134,328.36)	22.80%
Grounds/ Cleaning	3,326.00	3,916.63	50,202.00	47,000.00	3,202.00	106.81%
Radio/Access System	-	516.63	-	6,200.00	(6,200.00)	0.00%
Building Pest Control	335.00	333.37	2,577.50	4,000.00	(1,422.50)	64.44%
Shop Equip Repair	989.36	1,393.38	46,741.28	16,720.56	30,020.72	279.54%
Farebox Parts	-	5,000.00	22,253.80	60,000.00	(37,746.20)	37.09%
Farebox Cleaning	2.00	500.00	1,180.95	6,000.00	(4,819.05)	19.68%
Facility Tools	-	-	30,460.16	-	30,460.16	0.00%
Facility Cleaning	93.79	21,666.63	5,250.81	260,000.00	(254,749.19)	2.02%
Facility Equip Repairs	-	1,166.63	1,197.98	14,000.00	(12,802.02)	8.56%
Facility Equip Cleaning	429.95	1,416.63	1,334.20	17,000.00	(15,665.80)	7.85%
Total	\$156,861.31	\$112,101.86	\$1,393,458.15	\$1,345,226.39	\$48,231.76	103.59%

160 - Administration	Actual	Budget	YTD Actual	Annual Budget		%
	6/30/2022	6/30/2022	6/30/2022	6/30/2022	Variance	Achieved
Salaries	130,934.99	115,837.15	1,110,298.15	1,390,046.68	(279,748.53)	79.87%
Overtime	1,508.38	-	12,486.55	-	12,486.55	0.00%
Payroll Taxes - General	9,497.64	9,244.02	84,637.35	110,928.57	(26,291.22)	76.30%
Pension Expense - General	4,595.39	20,054.27	353,578.17	240,651.13	112,927.04	146.93%
Medical - Non-Union General	12,115.63	18,368.43	159,765.03	220,421.05	(60,656.02)	72.48%
Dental - Non-Union General	702.31	613.70	7,746.71	7,364.95	381.76	105.18%
Life Insurance - General	374.50	737.07	3,878.00	8,845.28	(4,967.28)	43.84%
L/T Disability - General Admin	-	51.57	-	619.17	(619.17)	0.00%
FUI - General Admin	-	262.50	751.69	3,150.00	(2,398.31)	23.86%
SUI - General Admin	108.73	624.75	(93.38)	7,497.00	(7,590.38)	(1.25%)
W/C - Non-Union General	-	571.82	55,221.00	6,862.28	48,358.72	804.70%
PTO - Sick	1,257.65	-	28,030.30	-	28,030.30	0.00%
PTO - Holiday	3,879.27	-	47,088.95	-	47,088.95	0.00%
Accrued Vacation - Staff	3,987.25	-	66,039.88	-	66,039.88	0.00%
PTO - Other	-	349.04	3,448.04	4,188.48	(740.44)	82.32%
Uniforms	-	175.00	-	2,100.00	(2,100.00)	0.00%
InterCo Service Level	-	3,166.63	-	38,000.00	(38,000.00)	0.00%
Audit	5,000.00	2,500.00	24,400.00	30,000.00	(5,600.00)	81.33%
Background/License Checks	5,056.29	1,260.00	25,225.13	15,120.00	10,105.13	166.83%
Drug Screens	2,937.51	2,750.00	26,891.23	33,000.00	(6,108.77)	81.49%
Environmental Costs	6,908.08	2,500.00	61,853.07	30,000.00	31,853.07	206.18%
Outside Legal Services	8,043.90	2,500.00	53,493.57	30,000.00	23,493.57	178.31%
Maps/Schedules	-	-	554.52	-	554.52	0.00%
Payroll	-	3,083.37	-	37,000.00	(37,000.00)	0.00%
Physicals	1,511.00	1,000.00	9,303.27	12,000.00	(2,696.73)	77.53%
Other Professional	112,204.82	38,335.88	492,519.26	460,031.00	32,488.26	107.06%
Temporary Help - General	-	-	53,779.54	-	53,779.54	0.00%
Computer Maintenance	31,926.38	14,833.37	157,187.44	178,000.00	(20,812.56)	88.31%
Office Equip Maintenance	-	433.37	-	5,200.00	(5,200.00)	0.00%
Office Equipment (NonCap)	-	-	3,207.09	-	3,207.09	0.00%
Other Admin Contract - Fire	-	333.37	2,894.25	4,000.00	(1,105.75)	72.36%
Brochures	-	333.37	-	4,000.00	(4,000.00)	0.00%
Data Processing	-	250.00	-	3,000.00	(3,000.00)	0.00%
Office Supplies	6,579.71	2,500.00	31,309.19	30,000.00	1,309.19	104.36%
Postage	(1,733.03)	500.00	2,553.48	6,000.00	(3,446.52)	42.56%
Safety Training & Ed	3,092.21	2,125.00	9,259.08	25,500.00	(16,240.92)	36.31%
Schedules	-	3,333.37	-	40,000.00	(40,000.00)	0.00%
Printed Materials	1,220.64	335.25	11,595.87	4,023.00	7,572.87	288.24%

Telephone - Cell & Landline	14,017.33	2,290.00	107,463.73	27,480.00	79,983.73	391.06%
Electric	4,564.65	5,416.63	53,220.94	65,000.00	(11,779.06)	81.88%
Gas Utilities	2,134.20	2,916.63	44,155.06	35,000.00	9,155.06	126.16%
Water & Sewer	4,274.06	1,833.37	26,547.64	22,000.00	4,547.64	120.67%
Parking	-	166.63	-	2,000.00	(2,000.00)	0.00%
Auto/GL Insurance	11,722.70	169,583.37	84,958.58	2,035,000.00	(1,950,041.42)	4.17%
Sales & Use Taxes	18,707.85	-	176,587.67	-	176,587.67	0.00%
Dues & Subscriptions	-	2,916.63	8,170.80	35,000.00	(26,829.20)	23.35%
Travel & Meetings	3,000.00	3,833.37	12,009.79	46,000.00	(33,990.21)	26.11%
Penalties & Fines	-	500.00	-	6,000.00	(6,000.00)	0.00%
Advertising	36,293.28	7,666.63	127,359.24	92,000.00	35,359.24	138.43%
COVID-19	25,943.28	19,166.63	205,486.73	230,000.00	(24,513.27)	89.34%
Legal Advertising	-	166.63	(1,063.75)	2,000.00	(3,063.75)	(53.19%)
Roadeo	-	583.37	-	7,000.00	(7,000.00)	0.00%
Awards	436.48	8,917.15	75,393.66	107,006.35	(31,612.69)	70.46%
Employee Promotions	-	416.63	-	5,000.00	(5,000.00)	0.00%
Bank Charges	608.84	2,500.00	7,567.10	30,000.00	(22,432.90)	25.22%
Capital	-	240,416.63	211,157.60	2,885,000.00	(2,673,842.40)	7.32%
Misc	164.40	-	3,840.95	-	3,840.95	0.00%
Total	\$473,576.32	\$718,252.60	\$4,041,758.17	\$8,619,034.94	(\$4,577,276.77)	46.89%

Contract 3137	July-22			
Revenues				
Advertising Revenue	\$ -	5310U051	658900	
Vending Revenue	\$ -	5310U051	658900	
Other	\$ -	5310U051	658900	
Farebox/Ticket	\$ -	5310U051	644020	
Total Revenue	\$ -			
Total Expenses	\$ 1,838,482.21			
Less: Pension	\$ -			
Less: Robertson	\$ -			
Net Expenses	\$ 1,838,482.21			
Breakdown of Expenses	\$ 1,838,482.21	5310U051	728610	
	\$ -	5300U050	728610 USC23	
		5310U051	728610 USCA2	
		5310U051	728610 USCA3	
		4500L000	764000 CH822	
		4500L000	764000 CH832	
	\$ -	5300U050	728610	
Eligible Grant Expenses				
Department 41	\$ -			
Department 42	\$ -			
Operating Expenses (CARES - Dept 10)	\$ -			
Total Grant Expenses	\$ -			
Replenishment Amount	\$ 1,838,482.21			



Tonya Dupree
Finance Director
1903 Fay Street
Durham, NC 27704
(919) 560-1545 x36104
Fax (919) 560-1541

August 16, 2022

**Triangle Transit
Mrs. Sandra Freeman
4600 Emperor Blvd Ste. 1000
Durham, NC 27703**

Dear Mrs. Freeman,

Please find enclosed a copy of the income statement, reconciliation, and supporting documentation for the period ending July 31, 2022. Upon review and approval of the July funding request, we are asking the City of Durham to replenish \$1,838,482.21 to the cash account of GoDurham. This amount will restore the working capital fund as of July 31, 2022 to \$3,400,000.

Sincerely,

A handwritten signature in black ink that reads "Tonya Dupree".

**Tonya Dupree
Finance Director
GoDurham**

Go Durham

Reconciliation -July 2022

GL Balance:

Revenue:	\$4,207,589.76	
Less: City Reimbursements	<u>(4,204,417.17)</u>	
	\$ 3,172.59	
Total Expenses- IS	\$3,999,951.50	
	\$77,961.27	(FYE 22 accrual expense)
Less: Insurance Premiums	<u>(2,236,257.97)</u>	
	\$1,841,654.80	

Revenue over Expenses: **(\$1,838,482.21)**

Bank Balance:

Deposits:	4,207,818.64	
Less Account Adjustment:	(228.88)	Refund/ Credit to expense account
Less Account Adjustment:	<u>(4,204,417.17)</u>	City Replenishments

Net Deposits: \$ 3,172.59

Withdrawals:

Check Register	\$ 688,348.13	
401K Loans/ Contributions	59,160.34	
ACH Payroll Taxes	256,378.58	
Direct Deposit Payroll	688,925.88	
Electronic Payments	3,937.84	Paycor Service Charges
Electronic Payments: Garnishments	9,554.82	
Electronic Payments: Medical	152,500.35	
Less: liability medical payments	<u>(\$17,712.10)</u>	
Bank Charges	560.96	

Total Cash Disbursement \$ 1,841,654.80

Revenue over Expenses: \$ (1,838,482.21)

Variance GL to BS: \$0.00

Bank Balance: Net Expenses \$ 1,838,482.21

\$ 1,838,482.21

Book Balance: Net Expenses \$ 1,838,482.21

\$ 1,838,482.21

Unreconciled Difference 0.00

\$ 1,838,482.21

Replenishment Request \$ 1,838,482.21



GoDurham
Summary- Income Statement- July 2022

Revenues		Actual	Budget	YTD Actual	Annual Budget	Variance	%
		7/31/2022	7/31/2022	7/31/2022	6/30/2023		Achieved
408401	Vending Revenue	1,433.29	1,105.43	1,433.29	13,265.10	(11,831.81)	10.81%
408501	Other	1,739.30	416.67	1,739.30	5,000.00	(3,260.70)	34.79%
	Total Revenues	\$3,172.59	\$1,522.10	\$3,172.59	\$18,265.10	(\$15,092.51)	17.37%

Expenses		Actual	Budget	YTD Actual	Annual Budget	Variance	%
		7/31/2022	7/31/2022	7/31/2022	6/30/2023		Achieved
501011	Regular Wages	643,512.34	933,481.16	643,512.34	11,201,773.62	(10,558,261.28)	5.74%
501012	OT	114,739.63	94,380.07	114,739.63	1,132,560.79	(1,017,821.16)	10.13%
502011	Payroll Taxes	70,752.17	86,038.32	70,752.17	1,032,459.90	(961,707.73)	6.85%
502021	Pension Expense	3,207.98	142,455.68	3,207.98	1,709,468.16	(1,706,260.18)	0.19%
502031	Medical - Union	103,333.59	276,430.95	103,333.59	3,317,171.31	(3,213,837.72)	3.12%
502032	Medical - Non-Union	31,225.78	85,392.99	31,225.78	1,024,715.83	(993,490.05)	3.05%
502041	Dental - Union	3,967.68	15,875.61	3,967.68	190,507.41	(186,539.73)	2.08%
502042	Dental - Non-Union	530.93	4,188.11	530.93	50,257.24	(49,726.31)	1.06%
502051	Life Insurance	2,024.99	6,828.16	2,024.99	81,937.75	(79,912.76)	2.47%
502061	L/T Disability	-	477.98	-	5,735.64	(5,735.64)	0.00%
502071	FUI - Operations	272.40	2,320.50	272.40	27,846.00	(27,573.60)	0.98%
502072	SUI - Operations	608.05	5,881.23	608.05	70,574.70	(69,966.65)	0.86%
502081	W/C - Union	645,877.24	43,731.89	645,877.24	524,782.61	121,094.63	123.08%
502082	W/C - Non-Union	8,445.76	571.86	8,445.76	6,862.28	1,583.48	123.08%
502091	PTO - Sick	46,688.16	29,363.67	46,688.16	352,363.96	(305,675.80)	13.25%
502101	PTO - Holiday	49,756.25	33,399.73	49,756.25	400,796.70	(351,040.45)	12.41%
502111	PTO - Vacation	88,485.71	29,773.84	88,485.71	357,286.07	(268,800.36)	24.77%
502121	PTO - Other	1,564.24	3,424.38	1,564.24	41,092.53	(39,528.29)	3.81%
502131	Uniforms	4,469.92	9,259.99	4,469.92	111,120.00	(106,650.08)	4.02%
502141	CDL/Class B License	1,714.25	483.33	1,714.25	5,800.00	(4,085.75)	29.56%
502142	Shoe & Tool Allow	1,186.44	1,541.67	1,186.44	18,500.00	(17,313.56)	6.41%
503011	InterCo Service Level	2,798.00	8,333.33	2,798.00	100,000.00	(97,202.00)	2.80%
503031	Audit	-	3,333.33	-	40,000.00	(40,000.00)	0.00%
503032	Background/License Check	375.00	1,250.00	375.00	15,000.00	(14,625.00)	2.50%
503033	Drug Screens	913.60	2,750.00	913.60	33,000.00	(32,086.40)	2.77%

504984	Facility Cleaning	-	1,250.00	-	15,000.00	(15,000.00)	0.00%
504985	Facility Equip Repairs	-	1,393.38	-	16,720.56	(16,720.56)	0.00%
504986	Facility Equip Cleaning	-	1,000.00	-	12,000.00	(12,000.00)	0.00%
504987	Grounds Cleaning	-	583.33	-	7,000.00	(7,000.00)	0.00%
504991	Brochures	-	333.33	-	4,000.00	(4,000.00)	0.00%
504992	Data Processing	-	250.00	-	3,000.00	(3,000.00)	0.00%
504994	Office Supplies	74.99	2,500.00	74.99	30,000.00	(29,925.01)	0.25%
504995	Postage	208.99	500.00	208.99	6,000.00	(5,791.01)	3.48%
504996	Safety Training & Ed	1,506.63	2,125.00	1,506.63	25,500.00	(23,993.37)	5.91%
504997	Schedules	-	2,500.00	-	30,000.00	(30,000.00)	0.00%
504998	Printed Materials	-	666.67	-	8,000.00	(8,000.00)	0.00%
505021	Telephone - Cell & Landline	8,693.32	3,456.67	8,693.32	41,480.00	(32,786.68)	20.96%
505022	Electric	8,715.74	5,416.67	8,715.74	65,000.00	(56,284.26)	13.41%
505023	Gas Utilities	1,403.60	2,916.67	1,403.60	35,000.00	(33,596.40)	4.01%
505024	Water & Sewer	877.23	1,833.33	877.23	22,000.00	(21,122.77)	3.99%
505025	Parking	-	166.67	-	2,000.00	(2,000.00)	0.00%
506011	Physical Damage Insurance	-	3,629.17	-	43,550.00	(43,550.00)	0.00%
506012	Accident Repair	1,579,205.40	125,000.00	1,579,205.40	1,500,000.00	79,205.40	105.28%
506021	Subrogation Recoveries	-	(2,083.33)	-	(25,000.00)	25,000.00	0.00%
507991	Sales & Use Taxes	9,370.33	-	9,370.33	-	9,370.33	0.00%
509011	Dues & Subscriptions	27,400.00	2,916.67	27,400.00	35,000.00	(7,600.00)	78.29%
509021	Travel & Meetings	-	3,833.33	-	46,000.00	(46,000.00)	0.00%
509061	Penalties & Fines	-	500.00	-	6,000.00	(6,000.00)	0.00%
509081	Advertising	5,725.00	8,916.67	5,725.00	107,000.00	(101,275.00)	5.35%
509919	COVID-19	13,000.92	19,166.67	13,000.92	230,000.00	(216,999.08)	5.65%
509991	Legal Advertising	-	166.67	-	2,000.00	(2,000.00)	0.00%
509992	Advertising BCC	-	1,500.00	-	18,000.00	(18,000.00)	0.00%
509993	Roadeo	-	583.33	-	7,000.00	(7,000.00)	0.00%
509994	Awards	626.07	8,917.20	626.07	107,006.36	(106,380.29)	0.59%
509996	Employee	-	1,250.00	-	15,000.00	(15,000.00)	0.00%
509997	Bank Charges	625.95	2,500.00	625.95	30,000.00	(29,374.05)	2.09%
510000	Capital	302,604.41	240,416.67	302,604.41	2,885,000.00	(2,582,395.59)	10.49%
999999	FY2012 Cleaning	363.63	-	363.63	-	363.63	0.00%
	Total Expenses	\$3,999,951.50	\$2,634,064.61	\$3,999,951.50	\$31,608,774.30	(\$27,608,822.80)	12.65%



GoDurham
Income Statement by Department-July 2022

010 - Operations	Actual	Budget	YTD Actual	Annual Budget	Variance	%
	7/31/2022	7/31/2022	7/31/2022	6/30/2023		Achieved
Salaries	424,394.83	585,298.22	424,394.83	7,023,578.59	(6,599,183.76)	6.04%
Overtime	108,065.06	84,004.03	108,065.06	1,008,048.26	(899,983.20)	10.72%
Payroll Taxes - Operations	48,573.80	57,752.33	48,573.80	693,027.97	(644,454.17)	7.01%
Pension Expense - Operations	-	82,188.37	-	986,260.43	(986,260.43)	0.00%
Medical - Union Operations	85,033.37	227,681.78	85,033.37	2,732,181.38	(2,647,148.01)	3.11%
Medical - Non-Union	6,908.71	23,024.17	6,908.71	276,290.07	(269,381.36)	2.50%
Dental - Union Operations	3,414.25	13,113.05	3,414.25	157,356.65	(153,942.40)	2.17%
Dental - Non-Union	(144.32)	1,141.59	(144.32)	13,699.08	(13,843.40)	(1.05%)
Life Insurance - Operations	1,379.24	4,605.09	1,379.24	55,261.05	(53,881.81)	2.50%
L/T Disability - Operations	-	322.36	-	3,868.27	(3,868.27)	0.00%
FUI - Operations	16.82	1,617.00	16.82	19,404.00	(19,387.18)	0.09%
SUI - Operations	443.53	4,206.90	443.53	50,482.74	(50,039.21)	0.88%
W/C - Union Operators	564,084.92	38,193.79	564,084.92	458,325.42	105,759.50	123.08%
PTO - Sick	3,971.82	-	3,971.82	-	3,971.82	0.00%
PTO Sick - Operators	23,898.04	25,633.34	23,898.04	307,600.04	(283,702.00)	7.77%
PTO - Holiday	8,145.24	27,207.13	8,145.24	326,485.54	(318,340.30)	2.49%
Accrued Holiday Pay	21,299.52	-	21,299.52	-	21,299.52	0.00%
PTO - Vacation	3,543.42	29,773.84	3,543.42	357,286.07	(353,742.65)	0.99%
Accrued Vacation - Driver	58,530.73	-	58,530.73	-	58,530.73	0.00%
PTO - Other	-	3,015.89	-	36,190.62	(36,190.62)	0.00%
PTO Other - Operators	810.64	-	810.64	-	810.64	0.00%
Uniforms - Operations	1,158.08	5,293.33	1,158.08	63,520.00	(62,361.92)	1.82%
CDL/Class B License	1,714.25	483.33	1,714.25	5,800.00	(4,085.75)	29.56%
InterCo Service Level	2,798.00	-	2,798.00	-	2,798.00	0.00%
Security	61,398.45	71,933.33	61,398.45	863,200.00	(801,801.55)	7.11%
Armored Car	-	2,083.33	-	25,000.00	(25,000.00)	0.00%
Tires	31,405.20	17,022.07	31,405.20	204,264.88	(172,859.68)	15.37%
Service Supplies/ Fare Media	-	2,083.33	-	25,000.00	(25,000.00)	0.00%
Total	\$1,460,843.60	\$1,307,677.60	\$1,460,843.60	\$15,692,131.06	(\$14,231,287.46)	9.31%

041 - Vehicle Maintenance	Actual	Budget	YTD Actual	Annual Budget		%
	7/31/2022	7/31/2022	7/31/2022	6/30/2023	Variance	Achieved
Salaries	91,231.84	155,193.71	91,231.84	1,862,324.49	(1,771,092.65)	4.90%
Overtime	5,151.51	8,821.81	5,151.51	105,861.72	(100,710.21)	4.87%
Payroll Taxes - Veh	11,234.16	12,953.85	11,234.16	155,446.19	(144,212.03)	7.23%
Pension Expense - Veh	-	31,502.63	-	378,031.56	(378,031.56)	0.00%
Medical - Union Veh	16,159.21	41,179.98	16,159.21	494,159.71	(478,000.50)	3.27%
Medical - Non-Union Veh	9,269.49	9,995.90	9,269.49	119,950.79	(110,681.30)	7.73%
Dental - Union Veh	477.79	2,344.01	477.79	28,128.15	(27,650.36)	1.70%
Dental - Non-Union Veh	25.98	494.71	25.98	5,936.51	(5,910.53)	0.44%
Life Insurance - Veh	236.25	1,000.50	236.25	12,005.94	(11,769.69)	1.97%
L/T Disability - Veh	-	70.04	-	840.42	(840.42)	0.00%
FUI - Veh Maintenance	19.76	336.00	19.76	4,032.00	(4,012.24)	0.49%
SUI - Veh Maintenance	83.17	799.68	83.17	9,596.16	(9,512.99)	0.87%
W/C - Union Veh	67,690.19	4,583.25	67,690.19	54,999.05	12,691.14	123.08%
PTO - Sick	13,058.26	3,376.88	13,058.26	40,522.50	(27,464.24)	32.22%
PTO - Holiday	3,622.32	5,315.85	3,622.32	63,790.19	(60,167.87)	5.68%
PTO Holiday - Mechanics	3,039.12	-	3,039.12	-	3,039.12	0.00%
PTO Holiday - Veh Attendant	1,533.83	-	1,533.83	-	1,533.83	0.00%
Accrued Vacation -	15,716.15	-	15,716.15	-	15,716.15	0.00%
PTO - Other	753.60	408.49	753.60	4,901.91	(4,148.31)	15.37%
Uniforms - Veh Maintenance	3,311.84	3,033.33	3,311.84	36,400.00	(33,088.16)	9.10%
Shoe & Tool Allow - Veh	1,186.44	1,366.67	1,186.44	16,400.00	(15,213.56)	7.23%
Temporary Help - Veh	-	3,000.00	-	36,000.00	(36,000.00)	0.00%
Body & Paint	212.56	4,166.67	212.56	50,000.00	(49,787.44)	0.43%
Bus Pest Control	-	675.00	-	8,100.00	(8,100.00)	0.00%
Bus Electrical	-	416.67	-	5,000.00	(5,000.00)	0.00%
Generator	-	666.67	-	8,000.00	(8,000.00)	0.00%
Glass/ Non- Accident	-	2,083.33	-	25,000.00	(25,000.00)	0.00%
Bus HVAC	-	833.33	-	10,000.00	(10,000.00)	0.00%
Major /Outside Repair	9,522.52	6,250.00	9,522.52	75,000.00	(65,477.48)	12.70%
Non Revenue Vehicle Repair	636.00	-	636.00	-	636.00	0.00%
Towing	3,300.00	1,855.00	3,300.00	22,260.00	(18,960.00)	14.82%
Oil & Lubricants	7,000.86	11,325.44	7,000.86	135,905.31	(128,904.45)	5.15%
Parts	29,533.56	76,758.64	29,533.56	921,103.69	(891,570.13)	3.21%
Bus Wash Supplies &	5,899.23	22,916.67	5,899.23	275,000.00	(269,100.77)	2.15%
Shop Supplies	3,197.89	4,166.67	3,197.89	50,000.00	(46,802.11)	6.40%
Physical Damage Insurance	-	3,629.17	-	43,550.00	(43,550.00)	0.00%
Less: Subrogation Recoveries	-	(2,083.33)	-	(25,000.00)	25,000.00	0.00%

Total	<u>\$303,103.53</u>	<u>\$419,437.22</u>	<u>\$303,103.53</u>	<u>\$5,033,246.29</u>	<u>(\$4,730,142.76)</u>	<u>6.02%</u>
-------	---------------------	---------------------	---------------------	-----------------------	-------------------------	--------------

042 - BLDG Maintenance	Actual	Budget	YTD Actual	Annual Budget		%
	7/31/2022	7/31/2022	7/31/2022	6/30/2023	Variance	Achieved
Salaries	44,299.80	37,916.11	44,299.80	454,993.18	(410,693.38)	9.74%
Overtime	282.51	1,554.23	282.51	18,650.81	(18,368.30)	1.51%
Payroll Taxes - Non-Veh	3,771.91	3,086.55	3,771.91	37,038.62	(33,266.71)	10.18%
Pension Expense - Non-Veh	-	8,710.42	-	104,525.04	(104,525.04)	0.00%
Medical - Union Non-Veh	2,141.01	7,569.19	2,141.01	90,830.22	(88,689.21)	2.36%
Medical - Non-Union Non-	4,760.36	2,393.42	4,760.36	28,721.03	(23,960.67)	16.57%
Dental - Union Non-Veh	75.64	418.55	75.64	5,022.61	(4,946.97)	1.51%
Dental - Non-Union Non-Veh	(56.94)	129.39	(56.94)	1,552.66	(1,609.60)	(3.67%)
Life Insurance - Non-Veh	24.50	246.12	24.50	2,953.41	(2,928.91)	0.83%
L/T Disability - Non-Veh Maintenance	-	17.23	-	206.74	(206.74)	0.00%
FUI - Non-Veh Maintenance	218.19	73.50	218.19	882.00	(663.81)	24.74%
SUI - Non-Veh Maintenance	18.93	174.93	18.93	2,099.16	(2,080.23)	0.90%
W/C - Union Non-Veh	14,102.13	954.85	14,102.13	11,458.14	2,643.99	123.08%
PTO - Sick	1,954.88	-	1,954.88	-	1,954.88	0.00%
PTO - Holiday	2,935.12	876.75	2,935.12	10,520.97	(7,585.85)	27.90%
PTO Holiday - Fac Attendant	847.14	-	847.14	-	847.14	0.00%
PTO - Vacation	4,116.35	-	4,116.35	-	4,116.35	0.00%
Uniforms - Non-Veh	-	758.33	-	9,100.00	(9,100.00)	0.00%
Shoe & Tool Allow - Non-Veh	-	175.00	-	2,100.00	(2,100.00)	0.00%
Custodial	10,328.58	22,366.67	10,328.58	268,400.00	(258,071.42)	3.85%
Building HVAC	-	1,666.67	-	20,000.00	(20,000.00)	0.00%
Building Electrical	827.28	1,250.00	827.28	15,000.00	(14,172.72)	5.52%
Plumbing	-	833.33	-	10,000.00	(10,000.00)	0.00%
Building Gen Repairs	4,600.83	14,500.00	4,600.83	174,000.00	(169,399.17)	2.64%
Grounds/ Cleaning	14,597.00	3,333.33	14,597.00	40,000.00	(25,403.00)	36.49%
Radio/Access System	-	516.67	-	6,200.00	(6,200.00)	0.00%
Building Pest Control	165.00	333.33	165.00	4,000.00	(3,835.00)	4.13%
Transit Amenities	-	12,500.00	-	150,000.00	(150,000.00)	0.00%
Farebox Parts	-	5,000.00	-	60,000.00	(60,000.00)	0.00%
Farebox Cleaning	2.00	500.00	2.00	6,000.00	(5,998.00)	0.03%
Facility Tools	530.77	333.33	530.77	4,000.00	(3,469.23)	13.27%
Facility Cleaning	-	1,250.00	-	15,000.00	(15,000.00)	0.00%
Facility Equip Repairs	-	1,393.38	-	16,720.56	(16,720.56)	0.00%
Facility Equip Cleaning	-	1,000.00	-	12,000.00	(12,000.00)	0.00%
Grounds Cleaning	-	583.33	-	7,000.00	(7,000.00)	0.00%
Total	\$110,542.99	\$132,414.61	\$110,542.99	\$1,588,975.15	(\$1,478,432.16)	6.96%

160 - Administration	Actual	Budget	YTD Actual	Annual Budget		%
	7/31/2022	7/31/2022	7/31/2022	6/30/2023	Variance	Achieved
Salaries	83,585.87	155,073.12	83,585.87	1,860,877.36	(1,777,291.49)	4.49%
Overtime	1,240.55	-	1,240.55	-	1,240.55	0.00%
Payroll Taxes - General	7,172.30	12,245.59	7,172.30	146,947.12	(139,774.82)	4.88%
Pension Expense - General	3,207.98	20,054.26	3,207.98	240,651.13	(237,443.15)	1.33%
Medical - Non-Union General	10,287.22	49,979.50	10,287.22	599,753.94	(589,466.72)	1.72%
Dental - Non-Union General	706.21	2,422.42	706.21	29,068.99	(28,362.78)	2.43%
Life Insurance - General	385.00	976.45	385.00	11,717.35	(11,332.35)	3.29%
L/T Disability - General Admin	-	68.35	-	820.21	(820.21)	0.00%
FUI - General Admin	17.63	294.00	17.63	3,528.00	(3,510.37)	0.50%
SUI - General Admin	62.42	699.72	62.42	8,396.64	(8,334.22)	0.74%
W/C - Non-Union General	8,445.76	571.86	8,445.76	6,862.28	1,583.48	123.08%
PTO - Sick	3,805.16	353.45	3,805.16	4,241.42	(436.26)	89.71%
PTO - Holiday	8,333.96	-	8,333.96	-	8,333.96	0.00%
Accrued Vacation - Staff	6,579.06	-	6,579.06	-	6,579.06	0.00%
Uniforms	-	175.00	-	2,100.00	(2,100.00)	0.00%
InterCo Service Level	-	8,333.33	-	100,000.00	(100,000.00)	0.00%
Audit	-	3,333.33	-	40,000.00	(40,000.00)	0.00%
Background/License Checks	375.00	1,250.00	375.00	15,000.00	(14,625.00)	2.50%
Drug Screens	913.60	2,750.00	913.60	33,000.00	(32,086.40)	2.77%
Environmental Costs	3,018.81	2,916.67	3,018.81	35,000.00	(31,981.19)	8.63%
Outside Legal Services	2,632.40	3,750.00	2,632.40	45,000.00	(42,367.60)	5.85%
Maps/Schedules	549.23	-	549.23	-	549.23	0.00%
Payroll	-	6,416.67	-	77,000.00	(77,000.00)	0.00%
Physicals	898.00	1,010.00	898.00	12,120.00	(11,222.00)	7.41%
Other Professional	16,654.90	47,929.25	16,654.90	575,151.00	(558,496.10)	2.90%
Computer Maintenance	6,188.11	14,833.33	6,188.11	178,000.00	(171,811.89)	3.48%
Office Equip Maintenance	-	433.33	-	5,200.00	(5,200.00)	0.00%
Other Admin Contract - Fire	-	333.33	-	4,000.00	(4,000.00)	0.00%
Brochures	-	333.33	-	4,000.00	(4,000.00)	0.00%
Data Processing	-	250.00	-	3,000.00	(3,000.00)	0.00%
Office Supplies	74.99	2,500.00	74.99	30,000.00	(29,925.01)	0.25%
Postage	208.99	500.00	208.99	6,000.00	(5,791.01)	3.48%
Safety Training & Ed	1,506.63	2,125.00	1,506.63	25,500.00	(23,993.37)	5.91%
Schedules	-	2,500.00	-	30,000.00	(30,000.00)	0.00%
Printed Materials	-	666.67	-	8,000.00	(8,000.00)	0.00%
Telephone - Cell & Landline	8,693.32	3,456.67	8,693.32	41,480.00	(32,786.68)	20.96%
Electric	8,715.74	5,416.67	8,715.74	65,000.00	(56,284.26)	13.41%

Gas Utilities	1,403.60	2,916.67	1,403.60	35,000.00	(33,596.40)	4.01%
Water & Sewer	877.23	1,833.33	877.23	22,000.00	(21,122.77)	3.99%
Parking	-	166.67	-	2,000.00	(2,000.00)	0.00%
Auto/GL Insurance	1,579,205.40	125,000.00	1,579,205.40	1,500,000.00	79,205.40	105.28%
Sales & Use Taxes	9,370.33	-	9,370.33	-	9,370.33	0.00%
Dues & Subscriptions	27,400.00	2,916.67	27,400.00	35,000.00	(7,600.00)	78.29%
Travel & Meetings	-	3,833.33	-	46,000.00	(46,000.00)	0.00%
Penalties & Fines	-	500.00	-	6,000.00	(6,000.00)	0.00%
Advertising	5,725.00	8,916.67	5,725.00	107,000.00	(101,275.00)	5.35%
COVID-19	13,000.92	19,166.67	13,000.92	230,000.00	(216,999.08)	5.65%
Legal Advertising	-	166.67	-	2,000.00	(2,000.00)	0.00%
Professional Services	-	1,500.00	-	18,000.00	(18,000.00)	0.00%
Roadeo	-	583.33	-	7,000.00	(7,000.00)	0.00%
Awards	626.07	8,917.20	626.07	107,006.36	(106,380.29)	0.59%
Employee Promotions	-	1,250.00	-	15,000.00	(15,000.00)	0.00%
Bank Charges	625.95	2,500.00	625.95	30,000.00	(29,374.05)	2.09%
Capital	302,604.41	240,416.67	302,604.41	2,885,000.00	(2,582,395.59)	10.49%
FY2012 Cleaning	363.63	-	363.63	-	363.63	0.00%
Total	2,125,461.38	774,535.18	2,125,461.38	9,294,421.80	(7,168,960.42)	22.87%

Contract 3137		August-22	
Revenues			
Advertising Revenue	\$	-	5310U051 658900
Vending Revenue	\$	-	5310U051 658900
Other	\$	-	5310U051 658900
Farebox/Ticket	\$	-	5310U051 644020
Total Revenue	\$	-	
Total Expenses	\$	1,865,197.18	
Less: Pension			
Less: Robertson			
Net Expenses	\$	1,865,197.18	
Breakdown of Expenses	\$	1,865,197.18	5310U051 728610
			5300U050 728610 USC23
			5310U051 728610 USCA3
	\$	-	5300U050 728610
Eligible Grant Expenses	\$	346,582.41	
Department 41	\$	173,528.84	
Department 42	\$	808,333.49	
Operating Expenses (CARES - Dept 10)			
Total Grant Expenses			
Replenishment Amount			



Tonya Dupree
Finance Director
1903 Fay Street
Durham, NC 27704
(919) 560-1545 x36104
Fax (919) 560-1541

September 12, 2022

**Triangle Transit
Mrs. Sandra Freeman
4600 Emperor Blvd Ste. 1000
Durham, NC 27703**

Dear Mrs. Freeman,

Please find enclosed a copy of the income statement, reconciliation, and supporting documentation for the period ending August 31, 2022. Upon review and approval of the August funding request, we are asking the City of Durham to replenish \$1,865,197.18 to the cash account of GoDurham. This amount will restore the working capital fund as of August 31, 2022 to \$3,400,000.

Sincerely,

A handwritten signature in black ink that reads "Tonya Dupree".

Tonya Dupree
Finance Director
GoDurham

Go Durham

Reconciliation -August 2022

GL Balance:

Revenue:	\$0.00	
	\$ -	
Total Expenses- IS	\$1,845,167.71	
	<u>\$20,029.47</u>	<i>(FYE 22 accrual expense)</i>
	\$1,865,197.18	

Revenue over Expenses: (\$1,865,197.18)

Bank Balance:

Deposits:	1,838,482.21	
Less Account Adjustment:	<u>(1,838,482.21)</u>	City Replenishments
Net Deposits:	\$ -	
Withdrawals:		
Check Register	\$823,105.95	
401K Loans/ Contributions	43,615.63	
ACH Payroll Taxes	225,997.98	
Direct Deposit Payroll	615,538.17	
Electronic Payments	4,292.69	<i>Paycor Service Charges</i>
Electronic Payments: Garnishments	9,789.85	
Electronic Payments: Medical	158,680.09	
Less: liability medical payments	<u>(\$16,933.49)</u>	
Bank Charges	<u>1,110.31</u>	

Total Cash Disbursement \$ 1,865,197.18

Revenue over Expenses: \$ (1,865,197.18)

Variance GL to BS: \$0.00

Bank Balance: Net Expenses \$ 1,865,197.18

\$ 1,865,197.18

Book Balance: Net Expenses \$ 1,865,197.18

\$ 1,865,197.18

Unreconciled Difference 0.00

\$ 1,865,197.18

Replenishment Request **\$ 1,865,197.18**



GoDurham
Summary- Income Statement- August 2022

Revenues		Actual	Budget	YTD Actual	Annual Budget	Variance	%
		8/31/2022	8/31/2022	8/31/2022	6/30/2023		Achieved
408401	Vending Revenue	-	1,105.43	1,433.29	13,265.10	(11,831.81)	10.81%
408501	Other	-	416.67	1,739.30	5,000.00	(3,260.70)	34.79%
Total Revenues		\$0.00	\$1,522.10	\$3,172.59	\$18,265.10	(\$15,092.51)	17.37%

Expenses		Actual	Budget	YTD Actual	Annual Budget	Variance	%
		8/31/2022	8/31/2022	8/31/2022	6/30/2023		Achieved
501011	Regular Wages	711,893.74	933,481.16	1,355,406.08	11,201,773.62	(9,846,367.54)	12.10%
501012	OT	80,663.52	94,380.07	195,403.15	1,132,560.79	(937,157.64)	17.25%
502011	Payroll Taxes	63,875.09	86,038.32	134,627.26	1,032,459.90	(897,832.64)	13.04%
502021	Pension Expense	3,188.03	142,455.68	6,396.01	1,709,468.16	(1,703,072.15)	0.37%
502031	Medical - Union	106,943.68	276,430.95	210,277.27	3,317,171.31	(3,106,894.04)	6.34%
502032	Medical - Non-Union	34,802.92	85,392.99	66,028.70	1,024,715.83	(958,687.13)	6.44%
502041	Dental - Union	4,562.65	15,875.61	8,530.33	190,507.41	(181,977.08)	4.48%
502042	Dental - Non-Union	692.22	4,188.11	1,223.15	50,257.24	(49,034.09)	2.43%
502051	Life Insurance	1,897.43	6,828.16	3,922.42	81,937.75	(78,015.33)	4.79%
502061	L/T Disability	-	477.98	-	5,735.64	(5,735.64)	0.00%
502071	FUI - Operations	264.88	2,320.50	537.28	27,846.00	(27,308.72)	1.93%
502072	SUI - Operations	347.50	5,881.23	955.55	70,574.70	(69,619.15)	1.35%
502081	W/C - Union	-	43,731.89	645,877.24	524,782.61	121,094.63	123.08%
502082	W/C - Non-Union	-	571.86	8,445.76	6,862.28	1,583.48	123.08%
502091	PTO - Sick	31,416.23	29,363.67	78,104.39	352,363.96	(274,259.57)	22.17%
502101	PTO - Holiday	-	33,399.73	49,756.25	400,796.70	(351,040.45)	12.41%
502111	PTO - Vacation	41,521.35	29,773.84	130,007.06	357,286.07	(227,279.01)	36.39%
502121	PTO - Other	1,455.37	3,424.38	3,019.61	41,092.53	(38,072.92)	7.35%
502131	Uniforms	4,586.13	9,259.99	9,056.05	111,120.00	(102,063.95)	8.15%
502141	CDL/Class B License	515.00	483.33	2,229.25	5,800.00	(3,570.75)	38.44%
502142	Shoe & Tool Allow	2,408.31	1,541.67	3,594.75	18,500.00	(14,905.25)	19.43%
503011	InterCo Service Level	120.08	8,333.33	2,918.08	100,000.00	(97,081.92)	2.92%
503031	Audit	13,575.00	3,333.33	13,575.00	40,000.00	(26,425.00)	33.94%
503032	Background/License Checks	3,579.72	1,250.00	3,954.72	15,000.00	(11,045.28)	26.36%
503033	Drug Screens	2,959.30	2,750.00	3,872.90	33,000.00	(29,127.10)	11.74%
503034	Environmental Costs	2,987.21	2,916.67	6,006.02	35,000.00	(28,993.98)	17.16%

503035	Outside Legal Services	5,112.50	3,750.00	7,744.90	45,000.00	(37,255.10)	17.21%
503036	Maps/Schedules	15,430.20	-	15,979.43	-	15,979.43	0.00%
503037	Payroll	-	6,416.67	-	77,000.00	(77,000.00)	0.00%
503038	Physicals	429.00	1,010.00	1,327.00	12,120.00	(10,793.00)	10.95%
503039	Other Professional	28,732.99	47,929.25	45,387.89	575,151.00	(529,763.11)	7.89%
503041	Temporary Help	-	3,000.00	-	36,000.00	(36,000.00)	0.00%
503051	Body & Paint	-	4,166.67	212.56	50,000.00	(49,787.44)	0.43%
503052	Bus Pest Control	675.72	675.00	675.72	8,100.00	(7,424.28)	8.34%
503053	Bus Electrical	-	416.67	-	5,000.00	(5,000.00)	0.00%
503054	Generator	-	666.67	-	8,000.00	(8,000.00)	0.00%
503055	Glass/ Non- Accident	-	2,083.33	-	25,000.00	(25,000.00)	0.00%
503056	Bus HVAC	1,050.10	833.33	1,050.10	10,000.00	(8,949.90)	10.50%
503057	Major /Outside Repair	56,450.08	6,250.00	65,972.60	75,000.00	(9,027.40)	87.96%
503058	Non Revenue Vehicle Repai	-	-	636.00	-	636.00	0.00%
503061	Custodial	18,597.00	22,366.67	28,925.58	268,400.00	(239,474.42)	10.78%
503071	Security	60,062.50	71,933.33	121,460.95	863,200.00	(741,739.05)	14.07%
503072	Armored Car	86.23	2,083.33	86.23	25,000.00	(24,913.77)	0.34%
503081	Building HVAC	-	1,666.67	-	20,000.00	(20,000.00)	0.00%
503082	Building Electrical	60,864.44	1,250.00	61,691.72	15,000.00	46,691.72	411.28%
503083	Plumbing	3,729.00	833.33	3,729.00	10,000.00	(6,271.00)	37.29%
503084	Building Gen Repairs	12,748.33	14,500.00	17,349.16	174,000.00	(156,650.84)	9.97%
503085	Grounds/ Cleaning	8,723.00	3,333.33	23,320.00	40,000.00	(16,680.00)	58.30%
503086	Radio/Access System	-	516.67	-	6,200.00	(6,200.00)	0.00%
503087	Building Pest Control	165.00	333.33	330.00	4,000.00	(3,670.00)	8.25%
503089	Shop Equip Repair	326.88	-	326.88	-	326.88	0.00%
503091	Computer Maintenance	28,928.47	14,833.33	35,116.58	178,000.00	(142,883.42)	19.73%
503092	Office Equip Maintenance	-	433.33	-	5,200.00	(5,200.00)	0.00%
503097	Office Equipment (NonCap)	20,543.00	-	20,543.00	-	20,543.00	0.00%
503992	Towing	2,035.00	1,855.00	5,335.00	22,260.00	(16,925.00)	23.97%
503993	Transit Amenities	-	12,500.00	-	150,000.00	(150,000.00)	0.00%
503994	Other Admin Contract - Fire	-	333.33	-	4,000.00	(4,000.00)	0.00%
504011	Oil & Lubricants	4,324.14	11,325.44	11,325.00	135,905.31	(124,580.31)	8.33%
504021	Tires	22,141.95	17,022.07	53,547.15	204,264.88	(150,717.73)	26.21%
504971	Service Supplies/ Fare Med	68.33	2,083.33	68.33	25,000.00	(24,931.67)	0.27%
504972	Parts	55,150.79	76,758.64	84,684.35	921,103.69	(836,419.34)	9.19%
504973	Bus Wash Supplies &	5,234.26	22,916.67	11,133.49	275,000.00	(263,866.51)	4.05%
504974	Shop Supplies	9,238.66	4,166.67	12,436.55	50,000.00	(37,563.45)	24.87%
504981	Farebox Parts	911.11	5,000.00	911.11	60,000.00	(59,088.89)	1.52%
504982	Farebox Cleaning	-	500.00	2.00	6,000.00	(5,998.00)	0.03%
504983	Facility Tools	3,146.42	333.33	3,677.19	4,000.00	(322.81)	91.93%

504984	Facility Cleaning	638.42	1,250.00	638.42	15,000.00	(14,361.58)	4.26%
504985	Facility Equip Repairs	663.64	1,393.38	663.64	16,720.56	(16,056.92)	3.97%
504986	Facility Equip Cleaning	46.02	1,000.00	46.02	12,000.00	(11,953.98)	0.38%
504987	Grounds Cleaning	-	583.33	-	7,000.00	(7,000.00)	0.00%
504991	Brochures	-	333.33	-	4,000.00	(4,000.00)	0.00%
504992	Data Processing	-	250.00	-	3,000.00	(3,000.00)	0.00%
504994	Office Supplies	1,577.67	2,500.00	1,652.66	30,000.00	(28,347.34)	5.51%
504995	Postage	405.54	500.00	614.53	6,000.00	(5,385.47)	10.24%
504996	Safety Training & Ed	2,146.00	2,125.00	3,652.63	25,500.00	(21,847.37)	14.32%
504997	Schedules	-	2,500.00	-	30,000.00	(30,000.00)	0.00%
504998	Printed Materials	481.11	666.67	481.11	8,000.00	(7,518.89)	6.01%
505021	Telephone - Cell & Landline	8,557.69	3,456.67	17,251.01	41,480.00	(24,228.99)	41.59%
505022	Electric	7,959.93	5,416.67	16,675.67	65,000.00	(48,324.33)	25.65%
505023	Gas Utilities	1,039.29	2,916.67	2,442.89	35,000.00	(32,557.11)	6.98%
505024	Water & Sewer	1,976.89	1,833.33	2,854.12	22,000.00	(19,145.88)	12.97%
505025	Parking	-	166.67	-	2,000.00	(2,000.00)	0.00%
506011	Physical Damage Insurance	-	3,629.17	-	43,550.00	(43,550.00)	0.00%
506012	Accident Repair	37,025.16	125,000.00	1,616,230.56	1,500,000.00	116,230.56	107.75%
506021	Subrogation Recoveries	-	(2,083.33)	-	(25,000.00)	25,000.00	0.00%
507991	Sales & Use Taxes	26,268.63	-	35,638.96	-	35,638.96	0.00%
509011	Dues & Subscriptions	-	2,916.67	27,400.00	35,000.00	(7,600.00)	78.29%
509021	Travel & Meetings	-	3,833.33	-	46,000.00	(46,000.00)	0.00%
509061	Penalties & Fines	-	500.00	-	6,000.00	(6,000.00)	0.00%
509081	Advertising	19,342.96	8,916.67	25,067.96	107,000.00	(81,932.04)	23.43%
509919	COVID-19	37,459.04	19,166.67	50,459.96	230,000.00	(179,540.04)	21.94%
509991	Legal Advertising	-	166.67	-	2,000.00	(2,000.00)	0.00%
509992	Advertising BCC	-	1,500.00	-	18,000.00	(18,000.00)	0.00%
509993	Roadeo	-	583.33	-	7,000.00	(7,000.00)	0.00%
509994	Awards	8,418.61	8,917.20	9,044.68	107,006.36	(97,961.68)	8.45%
509996	Employee	-	1,250.00	-	15,000.00	(15,000.00)	0.00%
509997	Bank Charges	1,360.30	2,500.00	1,986.25	30,000.00	(28,013.75)	6.62%
510000	Capital	149,813.07	240,416.67	452,417.48	2,885,000.00	(2,432,582.52)	15.68%
999999	Misc	827.28	-	1,190.91	-	1,190.91	0.00%
	Total Expenses	\$1,845,167.71	\$2,634,064.61	\$5,845,119.21	\$31,608,774.30	(\$25,763,655.09)	18.49%



GoDurham
Income Statement by Department-August 2022

010 - Operations	Actual 8/31/2022	Budget 8/31/2022	YTD Actual 8/31/2022	Annual Budget 6/30/2023	Variance	% Achieved
Salaries	457,610.74	585,298.22	882,005.57	7,023,578.59	(6,141,573.02)	12.56%
Overtime	73,563.05	84,004.03	181,628.11	1,008,048.26	(826,420.15)	18.02%
Payroll Taxes - Operations	42,318.39	57,752.33	90,892.19	693,027.97	(602,135.78)	13.12%
Pension Expense - Operations	-	82,188.37	-	986,260.43	(986,260.43)	0.00%
Medical - Union Operations	86,285.99	227,681.78	171,319.36	2,732,181.38	(2,560,862.02)	6.27%
Medical - Non-Union	9,741.43	23,024.17	16,650.14	276,290.07	(259,639.93)	6.03%
Dental - Union Operations	4,009.22	13,113.05	7,423.47	157,356.65	(149,933.18)	4.72%
Dental - Non-Union	8.26	1,141.59	(136.06)	13,699.08	(13,835.14)	(0.99%)
Life Insurance - Operations	1,251.68	4,605.09	2,630.92	55,261.05	(52,630.13)	4.76%
L/T Disability - Operations	-	322.36	-	3,868.27	(3,868.27)	0.00%
FUI - Operations	105.77	1,617.00	122.59	19,404.00	(19,281.41)	0.63%
SUI - Operations	234.87	4,206.90	678.40	50,482.74	(49,804.34)	1.34%
W/C - Union Operators	-	38,193.79	564,084.92	458,325.42	105,759.50	123.08%
PTO - Sick	3,362.04	-	7,333.86	-	7,333.86	0.00%
PTO Sick - Operators	14,293.90	25,633.34	38,191.94	307,600.04	(269,408.10)	12.42%
PTO - Holiday	-	27,207.13	8,145.24	326,485.54	(318,340.30)	2.49%
Accrued Holiday Pay	-	-	21,299.52	-	21,299.52	0.00%
PTO - Vacation	3,453.42	29,773.84	6,996.84	357,286.07	(350,289.23)	1.96%
Accrued Vacation - Driver	25,578.79	-	84,109.52	-	84,109.52	0.00%
PTO - Other	-	3,015.89	-	36,190.62	(36,190.62)	0.00%
PTO Other - Operators	976.65	-	1,787.29	-	1,787.29	0.00%
Uniforms - Operations	2,545.20	5,293.33	3,703.28	63,520.00	(59,816.72)	5.83%
CDL/Class B License	515.00	483.33	2,229.25	5,800.00	(3,570.75)	38.44%
InterCo Service Level	120.08	-	2,918.08	-	2,918.08	0.00%
Security	60,062.50	71,933.33	121,460.95	863,200.00	(741,739.05)	14.07%
Armored Car	86.23	2,083.33	86.23	25,000.00	(24,913.77)	0.34%
Tires	22,141.95	17,022.07	53,547.15	204,264.88	(150,717.73)	26.21%
Service Supplies/ Fare Media	68.33	2,083.33	68.33	25,000.00	(24,931.67)	0.27%
Total	\$808,333.49	\$1,307,677.60	\$2,269,177.09	\$15,692,131.06	(\$13,422,953.97)	14.46%

041 - Vehicle Maintenance	Actual	Budget	YTD Actual	Annual Budget		%
	8/31/2022	8/31/2022	8/31/2022	6/30/2023	Variance	Achieved
Salaries	110,935.01	155,193.71	202,166.85	1,862,324.49	(1,660,157.64)	10.86%
Overtime	5,896.38	8,821.81	11,047.89	105,861.72	(94,813.83)	10.44%
Payroll Taxes - Veh	11,115.55	12,953.85	22,349.71	155,446.19	(133,096.48)	14.38%
Pension Expense - Veh	-	31,502.63	-	378,031.56	(378,031.56)	0.00%
Medical - Union Veh	16,915.24	41,179.98	33,074.45	494,159.71	(461,085.26)	6.69%
Medical - Non-Union Veh	9,229.49	9,995.90	18,498.98	119,950.79	(101,451.81)	15.42%
Dental - Union Veh	477.79	2,344.01	955.58	28,128.15	(27,172.57)	3.40%
Dental - Non-Union Veh	25.98	494.71	51.96	5,936.51	(5,884.55)	0.88%
Life Insurance - Veh	236.25	1,000.50	472.50	12,005.94	(11,533.44)	3.94%
L/T Disability - Veh	-	70.04	-	840.42	(840.42)	0.00%
FUI - Veh Maintenance	14.87	336.00	34.63	4,032.00	(3,997.37)	0.86%
SUI - Veh Maintenance	47.61	799.68	130.78	9,596.16	(9,465.38)	1.36%
W/C - Union Veh	-	4,583.25	67,690.19	54,999.05	12,691.14	123.08%
PTO - Sick	12,372.25	3,376.88	25,430.51	40,522.50	(15,091.99)	62.76%
PTO - Holiday	-	5,315.85	3,622.32	63,790.19	(60,167.87)	5.68%
PTO Holiday - Mechanics	-	-	3,039.12	-	3,039.12	0.00%
PTO Holiday - Veh Attendant	-	-	1,533.83	-	1,533.83	0.00%
Accrued Vacation -	7,771.87	-	23,488.02	-	23,488.02	0.00%
PTO - Other	-	408.49	753.60	4,901.91	(4,148.31)	15.37%
Uniforms - Veh Maintenance	2,040.93	3,033.33	5,352.77	36,400.00	(31,047.23)	14.71%
Shoe & Tool Allow - Veh	2,408.31	1,366.67	3,594.75	16,400.00	(12,805.25)	21.92%
Temporary Help - Veh	-	3,000.00	-	36,000.00	(36,000.00)	0.00%
Body & Paint	-	4,166.67	212.56	50,000.00	(49,787.44)	0.43%
Bus Pest Control	675.72	675.00	675.72	8,100.00	(7,424.28)	8.34%
Bus Electrical	-	416.67	-	5,000.00	(5,000.00)	0.00%
Generator	-	666.67	-	8,000.00	(8,000.00)	0.00%
Glass/ Non- Accident	-	2,083.33	-	25,000.00	(25,000.00)	0.00%
Bus HVAC	1,050.10	833.33	1,050.10	10,000.00	(8,949.90)	10.50%
Major /Outside Repair	56,450.08	6,250.00	65,972.60	75,000.00	(9,027.40)	87.96%
Non Revenue Vehicle Repair	-	-	636.00	-	636.00	0.00%
Towing	2,035.00	1,855.00	5,335.00	22,260.00	(16,925.00)	23.97%
Oil & Lubricants	4,324.14	11,325.44	11,325.00	135,905.31	(124,580.31)	8.33%
Parts	55,150.79	76,758.64	84,684.35	921,103.69	(836,419.34)	9.19%
Bus Wash Supplies &	5,234.26	22,916.67	11,133.49	275,000.00	(263,866.51)	4.05%
Shop Supplies	9,238.66	4,166.67	12,436.55	50,000.00	(37,563.45)	24.87%
Physical Damage Insurance	-	3,629.17	-	43,550.00	(43,550.00)	0.00%
Accident Repair	32,936.13	-	32,936.13	-	32,936.13	0.00%
Less: Subrogation Recoveries	-	(2,083.33)	-	(25,000.00)	25,000.00	0.00%

Total

\$346,582.41

\$419,437.22

\$649,685.94

\$5,033,246.29

(\$4,383,560.35)

12.91%

042 - BLDG Maintenance	Actual	Budget	YTD Actual	Annual Budget		%
	8/31/2022	8/31/2022	8/31/2022	6/30/2023	Variance	Achieved
Salaries	47,741.56	37,916.11	92,041.36	454,993.18	(362,951.82)	20.23%
Overtime	39.18	1,554.23	321.69	18,650.81	(18,329.12)	1.72%
Payroll Taxes - Non-Veh	3,429.10	3,086.55	7,201.01	37,038.62	(29,837.61)	19.44%
Pension Expense - Non-Veh	-	8,710.42	-	104,525.04	(104,525.04)	0.00%
Medical - Union Non-Veh	3,742.45	7,569.19	5,883.46	90,830.22	(84,946.76)	6.48%
Medical - Non-Union Non-	4,740.36	2,393.42	9,500.72	28,721.03	(19,220.31)	33.08%
Dental - Union Non-Veh	75.64	418.55	151.28	5,022.61	(4,871.33)	3.01%
Dental - Non-Union Non-Veh	(56.94)	129.39	(113.88)	1,552.66	(1,666.54)	(7.33%)
Life Insurance - Non-Veh	24.50	246.12	49.00	2,953.41	(2,904.41)	1.66%
L/T Disability - Non-Veh Maintenanc	-	17.23	-	206.74	(206.74)	0.00%
FUI - Non-Veh Maintenance	101.99	73.50	320.18	882.00	(561.82)	36.30%
SUI - Non-Veh Maintenance	12.46	174.93	31.39	2,099.16	(2,067.77)	1.50%
W/C - Union Non-Veh	-	954.85	14,102.13	11,458.14	2,643.99	123.08%
PTO - Sick	617.69	-	2,572.57	-	2,572.57	0.00%
PTO - Holiday	-	876.75	2,935.12	10,520.97	(7,585.85)	27.90%
PTO Holiday - Fac Attendant	-	-	847.14	-	847.14	0.00%
PTO - Vacation	2,501.59	-	6,617.94	-	6,617.94	0.00%
Uniforms - Non-Veh	-	758.33	-	9,100.00	(9,100.00)	0.00%
Shoe & Tool Allow - Non-Veh	-	175.00	-	2,100.00	(2,100.00)	0.00%
Custodial	18,597.00	22,366.67	28,925.58	268,400.00	(239,474.42)	10.78%
Building HVAC	-	1,666.67	-	20,000.00	(20,000.00)	0.00%
Building Electrical	60,864.44	1,250.00	61,691.72	15,000.00	46,691.72	411.28%
Plumbing	3,729.00	833.33	3,729.00	10,000.00	(6,271.00)	37.29%
Building Gen Repairs	12,748.33	14,500.00	17,349.16	174,000.00	(156,650.84)	9.97%
Grounds/ Cleaning	8,723.00	3,333.33	23,320.00	40,000.00	(16,680.00)	58.30%
Radio/Access System	-	516.67	-	6,200.00	(6,200.00)	0.00%
Building Pest Control	165.00	333.33	330.00	4,000.00	(3,670.00)	8.25%
Shop Equip Repair	326.88	-	326.88	-	326.88	0.00%
Transit Amenities	-	12,500.00	-	150,000.00	(150,000.00)	0.00%
Farebox Parts	911.11	5,000.00	911.11	60,000.00	(59,088.89)	1.52%
Farebox Cleaning	-	500.00	2.00	6,000.00	(5,998.00)	0.03%
Facility Tools	3,146.42	333.33	3,677.19	4,000.00	(322.81)	91.93%
Facility Cleaning	638.42	1,250.00	638.42	15,000.00	(14,361.58)	4.26%
Facility Equip Repairs	663.64	1,393.38	663.64	16,720.56	(16,056.92)	3.97%
Facility Equip Cleaning	46.02	1,000.00	46.02	12,000.00	(11,953.98)	0.38%
Grounds Cleaning	-	583.33	-	7,000.00	(7,000.00)	0.00%
Total	\$173,528.84	\$132,414.61	\$284,071.83	\$1,588,975.15	(\$1,304,903.32)	17.88%

160 - Administration	Actual	Budget	YTD Actual	Annual Budget		%
	8/31/2022	8/31/2022	8/31/2022	6/30/2023	Variance	Achieved
Salaries	95,606.43	155,073.12	179,192.30	1,860,877.36	(1,681,685.06)	9.63%
Overtime	1,164.91	-	2,405.46	-	2,405.46	0.00%
Payroll Taxes - General	7,012.05	12,245.59	14,184.35	146,947.12	(132,762.77)	9.65%
Pension Expense - General	3,188.03	20,054.26	6,396.01	240,651.13	(234,255.12)	2.66%
Medical - Non-Union General	11,091.64	49,979.50	21,378.86	599,753.94	(578,375.08)	3.56%
Dental - Non-Union General	714.92	2,422.42	1,421.13	29,068.99	(27,647.86)	4.89%
Life Insurance - General	385.00	976.45	770.00	11,717.35	(10,947.35)	6.57%
L/T Disability - General Admin	-	68.35	-	820.21	(820.21)	0.00%
FUI - General Admin	42.25	294.00	59.88	3,528.00	(3,468.12)	1.70%
SUI - General Admin	52.56	699.72	114.98	8,396.64	(8,281.66)	1.37%
W/C - Non-Union General	-	571.86	8,445.76	6,862.28	1,583.48	123.08%
PTO - Sick	770.35	353.45	4,575.51	4,241.42	334.09	107.88%
PTO - Holiday	-	-	8,333.96	-	8,333.96	0.00%
Accrued Vacation - Staff	2,215.68	-	8,794.74	-	8,794.74	0.00%
PTO - Other	478.72	-	478.72	-	478.72	0.00%
Uniforms	-	175.00	-	2,100.00	(2,100.00)	0.00%
InterCo Service Level	-	8,333.33	-	100,000.00	(100,000.00)	0.00%
Audit	13,575.00	3,333.33	13,575.00	40,000.00	(26,425.00)	33.94%
Background/License Checks	3,579.72	1,250.00	3,954.72	15,000.00	(11,045.28)	26.36%
Drug Screens	2,959.30	2,750.00	3,872.90	33,000.00	(29,127.10)	11.74%
Environmental Costs	2,987.21	2,916.67	6,006.02	35,000.00	(28,993.98)	17.16%
Outside Legal Services	5,112.50	3,750.00	7,744.90	45,000.00	(37,255.10)	17.21%
Maps/Schedules	15,430.20	-	15,979.43	-	15,979.43	0.00%
Payroll	-	6,416.67	-	77,000.00	(77,000.00)	0.00%
Physicals	429.00	1,010.00	1,327.00	12,120.00	(10,793.00)	10.95%
Other Professional	28,732.99	47,929.25	45,387.89	575,151.00	(529,763.11)	7.89%
Computer Maintenance	28,928.47	14,833.33	35,116.58	178,000.00	(142,883.42)	19.73%
Office Equip Maintenance	-	433.33	-	5,200.00	(5,200.00)	0.00%
Office Equipment (NonCap)	20,543.00	-	20,543.00	-	20,543.00	0.00%
Other Admin Contract - Fire	-	333.33	-	4,000.00	(4,000.00)	0.00%
Brochures	-	333.33	-	4,000.00	(4,000.00)	0.00%
Data Processing	-	250.00	-	3,000.00	(3,000.00)	0.00%
Office Supplies	1,577.67	2,500.00	1,652.66	30,000.00	(28,347.34)	5.51%
Postage	405.54	500.00	614.53	6,000.00	(5,385.47)	10.24%
Safety Training & Ed	2,146.00	2,125.00	3,652.63	25,500.00	(21,847.37)	14.32%
Schedules	-	2,500.00	-	30,000.00	(30,000.00)	0.00%
Printed Materials	481.11	666.67	481.11	8,000.00	(7,518.89)	6.01%
Telephone - Cell & Landline	8,557.69	3,456.67	17,251.01	41,480.00	(24,228.99)	41.59%

Electric	7,959.93	5,416.67	16,675.67	65,000.00	(48,324.33)	25.65%
Gas Utilities	1,039.29	2,916.67	2,442.89	35,000.00	(32,557.11)	6.98%
Water & Sewer	1,976.89	1,833.33	2,854.12	22,000.00	(19,145.88)	12.97%
Parking	-	166.67	-	2,000.00	(2,000.00)	0.00%
Auto/GL Insurance	4,089.03	125,000.00	1,583,294.43	1,500,000.00	83,294.43	105.55%
Sales & Use Taxes	26,268.63	-	35,638.96	-	35,638.96	0.00%
Dues & Subscriptions	-	2,916.67	27,400.00	35,000.00	(7,600.00)	78.29%
Travel & Meetings	-	3,833.33	-	46,000.00	(46,000.00)	0.00%
Penalties & Fines	-	500.00	-	6,000.00	(6,000.00)	0.00%
Advertising	19,342.96	8,916.67	25,067.96	107,000.00	(81,932.04)	23.43%
COVID-19	37,459.04	19,166.67	50,459.96	230,000.00	(179,540.04)	21.94%
Legal Advertising	-	166.67	-	2,000.00	(2,000.00)	0.00%
Professional Services	-	1,500.00	-	18,000.00	(18,000.00)	0.00%
Roadeo	-	583.33	-	7,000.00	(7,000.00)	0.00%
Awards	8,418.61	8,917.20	9,044.68	107,006.36	(97,961.68)	8.45%
Employee Promotions	-	1,250.00	-	15,000.00	(15,000.00)	0.00%
Bank Charges	1,360.30	2,500.00	1,986.25	30,000.00	(28,013.75)	6.62%
Capital	149,813.07	240,416.67	452,417.48	2,885,000.00	(2,432,582.52)	15.68%
Misc	827.28	-	1,190.91	-	1,190.91	0.00%
Total	\$516,722.97	\$774,535.18	\$2,642,184.35	\$9,294,421.80	(\$6,652,237.45)	28.43%

Trans. Date	Trans. No.	Payee	Amount
8/5/2022	51696	ADAM MARSHALL HANSROTE	300.00
8/5/2022	51688	ANGEL LUIS FIGUEROA	1,125.00
8/5/2022	51717	ARTHUR JOSEPH SHEPARD	300.00
8/5/2022	51704	BRIANNE NICOLE JONES	450.00
8/5/2022	51719	CHARTER COMMUNICATIONS	374.68
8/5/2022	51728	CHRISTOPHER BRANNEN WOOD JR	150.00
8/5/2022	51675	CITY OF DURHAM WATER & SEWER	1,148.40
8/5/2022	51676	CLEVER DEVICES LTD	39,939.50
8/5/2022	51674	COMPASS GROUP	392.10
8/5/2022	51677	COMTECH NETWORK SOLUTIONS	4,321.29
8/5/2022	51680	COURTNEY C. DAVIS	600.00
8/5/2022	51679	CURTIS MEDIA GROUP	12,000.00
8/5/2022	51730	DAVID WILLIAM BUSSELL	200.00
8/5/2022	51718	DEBRA CAROL SMITH	700.00
8/5/2022	51681	DELTA DENTAL OF NORTH CAROLINA	7,187.72
8/5/2022	51682	DEWHIT FACILITY SERVICES, LLC	18,597.00
8/5/2022	51715	DILLON JOSEPH ROBINSON	2,425.00
8/5/2022	51695	DONALD NEAL HALL	600.00
8/5/2022	51673	DOUGLAS BECKETT	300.00
8/5/2022	51683	DRAGONFLY POND WORKS	310.00
8/5/2022	51678	DUDLEY RAY CREECH JR.	300.00
8/5/2022	51684	ERIN R ELLERMAN	225.00
8/5/2022	51687	FASTMED URGENT CARE	85.00
8/5/2022	51697	FEDERICK L. HARRIS	500.00
8/5/2022	51685	FIDELITY SECURITY LIFE INSURANCE CO.	1,396.67
8/5/2022	51689	FLEETPRIDE	501.51
8/5/2022	51690	FRONTIER COMMUNICATIONS	37.42
8/5/2022	51691	FRONTIER COMMUNICATIONS	90.53
8/5/2022	51692	FRONTIER COMMUNICATIONS	70.63
8/5/2022	51668	GREG ANDREA	950.00
8/5/2022	51700	INTERSTATE BATTERIES OF RALEIGH	474.52
8/5/2022	51727	JOHN HESTER WAGSTAFF JR	300.00
8/5/2022	51705	JOSEPH BRIAN KING	300.00
8/5/2022	51672	LAURIE L BARRETT	975.00
8/5/2022	51710	MARK JOSEPH MORAIS	300.00
8/5/2022	51669	MARLIN SOFTWARE, LLC	420.00
8/5/2022	51698	MATRICE HENDERSON	400.00
8/5/2022	51707	MATTHEW JOHN MALASPINA	825.00

8/5/2022	51667	MICHAEL ADAMS	600.00
8/5/2022	51712	NATHANIEL S. PARKER	1,150.00
8/5/2022	51706	NICHOLAS JOSEPH LYNDE	525.00
8/5/2022	51711	ORKIN PEST CONTROL	675.72
8/5/2022	51702	PARAGON READY SERVICES LLC	1,350.00
8/5/2022	51714	PERFORMANCE PRINT SERVICES	252.43
8/5/2022	51701	RICHARD ERNESTO JIMENEZ	800.00
8/5/2022	51713	SCOTT PENNICA	225.00
8/5/2022	51720	STAPLES BUSINESS ADVANTAGE	1,390.26
8/5/2022	51721	STAPLES TECHNOLOGY SOLUTIONS	2,918.54
8/5/2022	51723	THE TRANSIT & PARATRANSIT COMPANY	646.00
8/5/2022	51725	THE TRAVELERS INDEMNITY COMPANY	32,936.13
8/5/2022	51724	TRANSIT TALENT.COM LLC	190.00
8/5/2022	51726	TRIANGLE AREA LANDSCAPE MANAGEMENT, INC.	3,326.00
8/5/2022	51670	WILLIAM SYLVESTER BANTON III	750.00
8/5/2022	51671	WILLIE K. BARFIELD	300.00
8/5/2022	51729	ZONAR	2.00
8/8/2022	51731	EMPIRE TODAY	4,884.81
8/12/2022	51732	ABC COMPANIES	1,306.00
8/12/2022	51788	ADAM RICHARD OSBORNE	725.00
8/12/2022	51733	AFLAC	11,566.95
8/12/2022	51735	AMALGAMATED TRANSIT UNION 1493	5,271.44
8/12/2022	51761	ANGEL LUIS FIGUEROA	200.00
8/12/2022	51776	ANTHONY JACKSON	200.00
8/12/2022	51737	ARC3 GASES	104.16
8/12/2022	51738	ARCPPOINT LABS OF RALEIGH DURHAM	1,420.00
8/12/2022	51799	ARTHUR JOSEPH SHEPARD	300.00
8/12/2022	51739	AVAIL TECHNOLOGIES, INC.	149,813.07
8/12/2022	51753	BOBBY L. CRABTREE	700.00
8/12/2022	51746	BRAME SPECIALTY COMPANY INC	903.66
8/12/2022	51773	BRYCE HUNTOON	300.00
8/12/2022	51801	CHARTER COMMUNICATIONS	348.56
8/12/2022	51747	CINTAS CORPORATION # 205	414.56
8/12/2022	51748	CLARKE POWER SERVICES INC	281.90
8/12/2022	51749	COMMERCIAL LIGHTING COMPANY	2,388.44
8/12/2022	51751	CONTINENTAL TIRE THE AMERICAS, LLC	12,069.92
8/12/2022	51752	COUCH OIL COMPANY OF DURHAM	2,688.36
8/12/2022	51756	COURTNEY C. DAVIS	1,825.00
8/12/2022	51754	CRAVE	1,969.50

8/12/2022	51755	CUMMINS ATLANTIC LLC	1,655.50
8/12/2022	51745	DAVID ROBBERT BEUGNOT JR.	225.00
8/12/2022	51800	DEBRA CAROL SMITH	500.00
8/12/2022	51794	DILLON JOSEPH ROBINSON	300.00
8/12/2022	51743	DOUGLAS BECKETT	987.50
8/12/2022	51757	ELITE DRIVING SCHOOL, LLC	500.00
8/12/2022	51759	FASTENAL	17,204.62
8/12/2022	51770	FEDERICK L. HARRIS	1,550.00
8/12/2022	51760	FEDEX EXPRESS SHIPPING	89.78
8/12/2022	51762	FLEETPRIDE	922.59
8/12/2022	51763	FRONTIER COMMUNICATIONS	298.52
8/12/2022	51766	GALLS, LLC	283.86
8/12/2022	51767	GILLIG LLC	10,838.47
8/12/2022	51768	GRAINGER	2,141.72
8/12/2022	51736	GREG ANDREA	300.00
8/12/2022	51774	HUTCHENS PETROLEUM	1,407.00
8/12/2022	51775	INSIGHT PUBLIC SECTOR, INC.	4,492.14
8/12/2022	51778	JOHNS TOWING & RECOVERY	330.00
8/12/2022	51804	JONATHAN MICHAEL STEWART	500.00
8/12/2022	51812	KRISTIAN F. WHEELER	800.00
8/12/2022	51742	LAURIE L BARRETT	845.00
8/12/2022	51779	LOOMIS FARGO & CO	86.23
8/12/2022	51734	MARK ALKIRE	250.95
8/12/2022	51786	MARK JOSEPH MORAIS	300.00
8/12/2022	51772	MATRICE HENDERSON	475.00
8/12/2022	51781	MATTHEW JOHN MALASPINA	500.00
8/12/2022	51782	MHC KENWORTH	9,625.09
8/12/2022	51783	MIA'S KITCHEN	1,723.15
8/12/2022	51784	MILLER ELECTRIC COMPANY	62,861.70
8/12/2022	51785	MOHAWK MFG & SUPPLY CO.	1,398.84
8/12/2022	51789	NATHANIEL S. PARKER	650.00
8/12/2022	51780	NICHOLAS JOSEPH LYNDE	1,212.50
8/12/2022	51787	NOBLE OIL SERVICES INC.	276.12
8/12/2022	51750	OCCUPATIONAL HEALTH CENTERS	172.00
8/12/2022	51790	PELICAN'S SNOBALLS-CENTRAL DURHAM	300.00
8/12/2022	51791	PLATINUM DOOR SERVICES, LLC	3,395.00
8/12/2022	51744	PRIMO PARTNERS	754.60
8/12/2022	51802	PROFORMA T	2,956.25
8/12/2022	51792	PUBLIC HARDWARE INC	192.16

8/12/2022	51793	PURCHASE POWER	108.99
8/12/2022	51758	RANDAL CHANCE EVANS	225.00
8/12/2022	51777	RICHARD ERNESTO JIMENEZ	462.50
8/12/2022	51769	RONALD JOSEPH GUARDINO JR	600.00
8/12/2022	51795	SAF GARD SAFETY SHOE COMPANY	495.92
8/12/2022	51796	SAGEVIEW CONSULTING GROUP, LLC	8,000.00
8/12/2022	51797	SHARP BUSINESS SYSTEMS	1.45
8/12/2022	51798	SHARP BUSINESS SYSTEMS	4.12
8/12/2022	51803	STAPLES TECHNOLOGY SOLUTIONS	7,382.58
8/12/2022	51806	TELEPATHIC GRAPHICS INC	517.19
8/12/2022	51807	TEMPERATURE CONTROL SOLUTIONS, INC.	1,050.10
8/12/2022	51771	THE HARTFORD PRIORITY ACCOUNTS	9,741.42
8/12/2022	51805	TRACTION	3,445.79
8/12/2022	51808	TRADESMASTERS SERVICES	3,536.25
8/12/2022	51809	UNIFIRST CORPORATION	1,074.19
8/12/2022	51810	UNION COUNTY SEATING & SUPPLY CO	3,755.00
8/12/2022	51740	WILLIAM SYLVESTER BANTON III	1,225.00
8/12/2022	51741	WILLIE K. BARFIELD	200.00
8/12/2022	51813	WRAL-FM MIX 101.5	2,100.00
8/19/2022	51814	ABC COMPANIES	1,751.52
8/19/2022	51867	ADAM RICHARD OSBORNE	725.00
8/19/2022	51817	ANGEL A-S PAINTING LLC	4,579.50
8/19/2022	51844	ANGEL LUIS FIGUEROA	400.00
8/19/2022	51857	ANTHONY JACKSON	200.00
8/19/2022	51833	AUSTIN HUNTER DAVIS	600.00
8/19/2022	51859	BRIANNE NICOLE JONES	250.00
8/19/2022	51822	BROWN BROTHERS PLUMBING	4,008.68
8/19/2022	51856	BRYCE HUNTOON	700.00
8/19/2022	51823	C&A EQUIPMENT SERVICES INC	337.81
8/19/2022	51824	CHERRY BEKAERT LLP	13,575.00
8/19/2022	51825	CINTAS CORPORATION # 205	591.12
8/19/2022	51826	CITY OF DURHAM WATER & SEWER	828.49
8/19/2022	51827	CLARKE POWER SERVICES INC	247.77
8/19/2022	51829	CONTINENTAL TIRE THE AMERICAS, LLC	4,245.30
8/19/2022	51831	COUCH OIL COMPANY OF DURHAM	2,688.36
8/19/2022	51834	COURTNEY C. DAVIS	450.00
8/19/2022	51821	DAVID ROBBERT BEUGNOT JR.	400.00
8/19/2022	51835	DGC GLASS SYSTEMS LLC	4,575.76
8/19/2022	51836	DIESEL EQUIPMENT CO INC	4,224.67

8/19/2022	51874	DILLON JOSEPH ROBINSON	425.00
8/19/2022	51837	DOMINION ENERGY	521.08
8/19/2022	51838	DOMINION ENERGY	590.96
8/19/2022	51853	DONALD NEAL HALL	600.00
8/19/2022	51820	DOUGLAS BECKETT	900.00
8/19/2022	51839	DRAGONFLY POND WORKS	184.00
8/19/2022	51832	DUDLEY RAY CREECH JR.	225.00
8/19/2022	51840	DUKE ENERGY	53.03
8/19/2022	51886	DUKE ENERGY	6,524.71
8/19/2022	51887	DUKE ENERGY	1,918.74
8/19/2022	51841	DURHAM BULLS BASEBALL CLUB INC	2,013.00
8/19/2022	51842	FACTORY CLEANING EQUIPMENT	761.38
8/19/2022	51843	FASTENAL	818.33
8/19/2022	51854	FEDERICK L. HARRIS	1,300.00
8/19/2022	51845	FIRST TRANSIT INC	45.08
8/19/2022	51888	FIRST TRANSIT INC	75.00
8/19/2022	51846	FLEETPRIDE	922.35
8/19/2022	51847	FRONTIER COMMUNICATIONS	51.98
8/19/2022	51848	FRONTIER COMMUNICATIONS	105.89
8/19/2022	51849	GALLS, LLC	2,037.65
8/19/2022	51850	GILLIG LLC	8,778.43
8/19/2022	51860	GLENDA FAY JONES	128.75
8/19/2022	51851	GRAINGER	787.84
8/19/2022	51889	GRAINGER	49.48
8/19/2022	51816	GREG ANDREA	300.00
8/19/2022	51883	JOHN HESTER WAGSTAFF JR	300.00
8/19/2022	51858	JOHNS TOWING & RECOVERY	1,320.00
8/19/2022	51879	JONATHAN MICHAEL STEWART	1,350.00
8/19/2022	51861	JOSEPH BRIAN KING	300.00
8/19/2022	51885	KRISTIAN F. WHEELER	600.00
8/19/2022	51855	MATRICE HENDERSON	625.00
8/19/2022	51862	MATTHEW JOHN MALASPINA	425.00
8/19/2022	51864	MHC KENWORTH	598.72
8/19/2022	51815	MICHAEL ADAMS	300.00
8/19/2022	51830	MORRIS COOK	60.46
8/19/2022	51873	MULTI SERVICE TECHNOLOGY SOLUTIONS INC.	300.00
8/19/2022	51868	NATHANIEL S. PARKER	425.00
8/19/2022	51865	NOBLE OIL SERVICES INC.	363.12
8/19/2022	51828	OCCUPATIONAL HEALTH CENTERS	172.00

8/19/2022	51866	ORKIN PEST CONTROL	165.00
8/19/2022	51870	PERFORMANCE PRINT SERVICES	590.43
8/19/2022	51871	PITNEY BOWES	318.79
8/19/2022	51872	PUBLIC HARDWARE INC	36.29
8/19/2022	51852	RONALD JOSEPH GUARDINO JR	550.00
8/19/2022	51875	SAFE-T-WORKS, INC	1,539.30
8/19/2022	51876	SATCO TRUCK EQUIPMENT INC.	800.75
8/19/2022	51869	SCOTT PENNICA	450.00
8/19/2022	51877	SHARE CORPORATION	659.43
8/19/2022	51878	STAPLES TECHNOLOGY SOLUTIONS	6,611.34
8/19/2022	51863	TALQUA SHABREE MEDLEY	825.00
8/19/2022	51880	TEMPERATURE CONTROL SOLUTIONS, INC.	1,627.50
8/19/2022	51881	TIAA COMMERCIAL FINANCE, INC	735.34
8/19/2022	51882	UNIFIRST CORPORATION	1,058.39
8/19/2022	51890	VERIZON WIRELESS	3,485.44
8/19/2022	51891	VERIZON WIRELESS	1,968.72
8/19/2022	51884	WALKER AUTO STORES	779.57
8/19/2022	51818	WILLIAM SYLVESTER BANTON III	500.00
8/19/2022	51819	WILLIE K. BARFIELD	525.00
8/26/2022	51924	A 1 LOCK & SAFE OF NORTH CAROLINA	28.86
8/26/2022	51925	AMAZON CAPITAL SERVICES	2,377.74
8/26/2022	51902	ANGEL LUIS FIGUEROA	837.50
8/26/2022	51907	ANTHONY JACKSON	200.00
8/26/2022	51914	ARTHUR JOSEPH SHEPARD	300.00
8/26/2022	51899	AUSTIN HUNTER DAVIS	250.00
8/26/2022	51927	BERKLEY INSURANCE COMPANY	4,089.03
8/26/2022	51906	BRYCE HUNTOON	300.00
8/26/2022	51929	CHAMBLEE GRAPHIC	15,978.80
8/26/2022	51917	CHRISTOPHER BLAKE THOMPSON	262.50
8/26/2022	51930	CINTAS CORPORATION # 205	829.12
8/26/2022	51931	CLARKE POWER SERVICES INC	19.03
8/26/2022	51932	CLEARSTAR, INC	1,254.72
8/26/2022	51933	COLONIAL LIFE	198.84
8/26/2022	51928	COMPASS GROUP	522.72
8/26/2022	51934	CONTINENTAL TIRE THE AMERICAS, LLC	10,832.48
8/26/2022	51900	COURTNEY C. DAVIS	300.00
8/26/2022	51935	CROSS SYSTEMS INC.	3,123.65
8/26/2022	51922	DANITA MICHELLE RICE	128.75
8/26/2022	51913	DILLON JOSEPH ROBINSON	1,250.00

8/26/2022	51904	DONALD NEAL HALL	550.00
8/26/2022	51896	DOUGLAS BECKETT	950.00
8/26/2022	51897	DREW MICHAEL COX	200.00
8/26/2022	51898	DUDLEY RAY CREECH JR.	500.00
8/26/2022	51936	ELITE DRIVING SCHOOL, LLC	1,000.00
8/26/2022	51937	EMC NATIONAL LIFE CO	1,366.75
8/26/2022	51938	FASTENAL	26,812.25
8/26/2022	51939	FEDEX EXPRESS SHIPPING	43.52
8/26/2022	51940	FLEETPRIDE	826.95
8/26/2022	51941	GENFARE	979.44
8/26/2022	51942	GILLIG LLC	3,866.00
8/26/2022	51943	GRAINGER	359.62
8/26/2022	51893	GREG ANDREA	300.00
8/26/2022	51923	HONEY TOY-STATON	128.75
8/26/2022	51944	HUTCHENS PETROLEUM	1,270.82
8/26/2022	51946	JOHNS TOWING & RECOVERY	385.00
8/26/2022	51916	JONATHAN MICHAEL STEWART	1,200.00
8/26/2022	51909	JOSEPH BRIAN KING	900.00
8/26/2022	51918	KRISTIAN F. WHEELER	500.00
8/26/2022	51926	LAURIE L BARRETT	617.50
8/26/2022	51915	MARIA GEORGETTA STEVENSON	425.00
8/26/2022	51905	MATRICE HENDERSON	625.00
8/26/2022	51947	MHC KENWORTH	1,554.77
8/26/2022	51892	MICHAEL ADAMS	600.00
8/26/2022	51949	MICHAEL ROBERT HAVLIN	2,530.55
8/26/2022	51954	MULTI SERVICE TECHNOLOGY SOLUTIONS INC.	1,036.81
8/26/2022	51912	NATHANIEL S. PARKER	225.00
8/26/2022	51910	NICHOLAS JOSEPH LYNDE	1,050.00
8/26/2022	51948	NOBLE OIL SERVICES INC.	364.42
8/26/2022	51945	PARAGON READY SERVICES LLC	975.00
8/26/2022	51950	PREMIER COMMERCIAL SECURITY	123.34
8/26/2022	51951	PRINCIPAL GLOBAL INVESTORS, LLC	2,569.30
8/26/2022	51958	PROFORMA T	3,472.21
8/26/2022	51952	PUBLIC HARDWARE INC	51.77
8/26/2022	51953	QAT	1,216.75
8/26/2022	51901	RANDAL CHANCE EVANS	300.00
8/26/2022	51908	RICHARD ERNESTO JIMENEZ	1,000.00
8/26/2022	51955	RIGHT OF WAY EQUIPMENT COMPANY	469.72
8/26/2022	51903	RONALD JOSEPH GUARDINO JR	300.00

8/26/2022	51956	ROOFWERKS INC.	48,802.31
8/26/2022	51957	SAF GARD SAFETY SHOE COMPANY	396.96
8/26/2022	51921	STANLEY LEON MASSEY	128.75
8/26/2022	51959	STAPLES TECHNOLOGY SOLUTIONS	1,652.83
8/26/2022	51911	TALIQUA SHABREE MEDLEY	200.00
8/26/2022	51960	THRIFTY OFFICE FURNITURE	22,612.06
8/26/2022	51961	TRADESMASTERS SERVICES	1,360.00
8/26/2022	51963	TRIANGLE AREA LANDSCAPE MANAGEMENT, INC.	5,397.00
8/26/2022	51962	UNIFIRST CORPORATION	1,309.14
8/26/2022	51894	WILLIAM SYLVESTER BANTON III	425.00
8/26/2022	51895	WILLIE K. BARFIELD	600.00
8/26/2022	51964	YOUNG MOORE AND HENDERSON, P.A.	<u>5,112.50</u>
		Total	\$823,105.95

Contract 3137		September-22	
Revenues			
Advertising Revenue	\$	-	5310U051 658900
Vending Revenue	\$	-	5310U051 658900
Other	\$	-	5310U051 658900
Farebox/Ticket	\$	-	5310U051 644020
Total Revenue	\$	-	
Total Expenses	\$	1,703,187.13	
Less: Pension			
Less: Robertson			
Net Expenses	\$	1,703,187.13	
Breakdown of Expenses	\$	1,703,187.13	5310U051 728610
			5300U050 728610 USC23
			5310U051 728610 USCA3
	\$	-	5300U050 728610
Eligible Grant Expenses	\$	304,057.86	
Department 41	\$	91,375.12	
Department 42	\$	862,507.21	
Operating Expenses (CARES - Dept 10)			
Total Grant Expenses			
Replenishment Amount	\$	1,703,187.13	



Tonya Dupree
Finance Director
1903 Fay Street
Durham, NC 27704
(919) 560-1545 x36104
Fax (919) 560-1541

October 10, 2022

**Triangle Transit
Mrs. Sandra Freeman
4600 Emperor Blvd Ste. 1000
Durham, NC 27703**

Dear Mrs. Freeman,

Please find enclosed a copy of the income statement, reconciliation, and supporting documentation for the period ending September 30, 2022. Upon review and approval of the September funding request, we are asking the City of Durham to replenish \$1,703,187.13 to the cash account of GoDurham. This amount will restore the working capital fund as of September 30, 2022 to \$3,400,000.

Sincerely,

Tonya Dupree

**Tonya Dupree
Finance Director
GoDurham**

GL Balance:

Revenue:	\$1,868,754.08	
Less: City Reimbursements	<u>(1,865,197.18)</u>	
	\$ 3,556.90	
Total Expenses- IS	\$1,706,744.03	(FYE 22 accrual expense)
	<u>\$1,706,744.03</u>	

Revenue over Expenses: **(\$1,703,187.13)**

Bank Balance:

Deposits:	1,868,754.08	
Less Account Adjustment:	<u>(1,865,197.18)</u>	City Replenishments
Net Deposits:	\$ 3,556.90	
Withdrawals:		
Check Register	\$570,468.74	
401K Loans/ Contributions	29,203.07	
ACH Payroll Taxes	255,711.04	Paychex
ACH Payroll Taxes	4,525.20	Paycor
Direct Deposit Payroll	662,848.48	
Electronic Payments	5,015.51	Paychex Service Charges
Electronic Payments: Garnishments	9,928.59	
Electronic Payments: Medical	156,559.86	
Less: liability medical payments	<u>(\$16,748.36)</u>	
Bank Charges	<u>549.62</u>	
Total Cash Disbursement	\$ 1,678,061.75	
Revenue over Expenses:	\$ (1,674,504.85)	
Variance GL to BS:	(\$28,682.28)	
Bank Balance: Net Expenses	\$ 1,674,504.85	
Supp. Ins./ Garn.	<u>28,682.28</u>	Expensed in September paid in October
	\$ 1,703,187.13	
Book Balance: Net Expenses	\$ 1,703,187.13	
	\$ 1,703,187.13	
Unreconciled Difference	0.00	
	\$ 1,703,187.13	
Replenishment Request	\$ 1,703,187.13	

Go Durham

Reconciliation -September 2022

GL Balance:

Revenue:	\$1,868,754.08
Less: City Reimbursements	<u>(1,865,197.18)</u>
	\$ 3,556.90
Total Expenses- IS	\$1,706,744.03
	<u>\$1,706,744.03</u>

Revenue over Expenses: **(\$1,703,187.13)**

Bank Balance:

Deposits:	1,868,754.08	
Less Account Adjustment:	<u>(1,865,197.18)</u>	City Replenishments
Net Deposits:	\$ 3,556.90	
Withdrawals:		
Check Register	\$570,468.74	
401K Loans/ Contributions	29,203.07	
ACH Payroll Taxes	255,711.04	Paychex
ACH Payroll Taxes	4,525.20	Paycor
Direct Deposit Payroll	662,848.48	
Electronic Payments	5,015.51	Paychex Service Charges
Electronic Payments: Garnishments	9,928.59	
Electronic Payments: Medical	156,559.86	
Less: liability medical payments	<u>(\$16,748.36)</u>	
Bank Charges	<u>549.62</u>	
Total Cash Disbursement	\$ 1,678,061.75	
Revenue over Expenses:	\$ (1,674,504.85)	
Variance GL to BS:	(\$28,682.28)	
Bank Balance: Net Expenses	\$ 1,674,504.85	
Supp. Ins./ Garn.	<u>28,682.28</u>	Expensed in September paid in October
	\$ 1,703,187.13	
Book Balance: Net Expenses	\$ 1,703,187.13	
	\$ 1,703,187.13	
Unreconciled Difference	0.00	
	\$ 1,703,187.13	
Replenishment Request	\$ 1,703,187.13	



GoDurham
Summary- Income Statement- September 2022

Revenues		Actual	Budget	YTD Actual	Annual Budget		%
		9/30/2022	9/30/2022	9/30/2022	6/30/2023	Variance	Achieved
408401	Vending Revenue	3,437.25	1,105.43	4,870.54	13,265.10	(8,394.56)	36.72%
408501	Other	119.65	416.67	1,858.95	5,000.00	(3,141.05)	37.18%
	Total Revenues	\$3,556.90	\$1,522.10	\$6,729.49	\$18,265.10	(\$11,535.61)	36.84%

Expenses		Actual	Budget	YTD Actual	Annual Budget		%
		9/30/2022	9/30/2022	9/30/2022	6/30/2023	Variance	Achieved
501011	Regular Wages	700,602.21	933,481.16	2,056,008.29	11,201,773.62	(9,145,765.33)	18.35%
501012	OT	115,160.33	94,380.07	310,563.48	1,132,560.79	(821,997.31)	27.42%
502011	Payroll Taxes	69,191.70	86,038.32	203,818.96	1,032,459.90	(828,640.94)	19.74%
502021	Pension Expense	14,038.01	142,455.68	20,434.02	1,709,468.16	(1,689,034.14)	1.20%
502031	Medical - Union	102,646.45	276,430.95	312,923.72	3,317,171.31	(3,004,247.59)	9.43%
502032	Medical - Non-Union	37,165.05	85,392.99	103,193.75	1,024,715.83	(921,522.08)	10.07%
502041	Dental - Union	3,832.76	15,875.61	12,363.09	190,507.41	(178,144.32)	6.49%
502042	Dental - Non-Union	963.34	4,188.11	2,186.49	50,257.24	(48,070.75)	4.35%
502051	Life Insurance	1,807.85	6,828.16	5,730.27	81,937.75	(76,207.48)	6.99%
502061	L/T Disability	-	477.98	-	5,735.64	(5,735.64)	0.00%
502071	FUI - Operations	867.34	2,320.50	1,404.62	27,846.00	(26,441.38)	5.04%
502072	SUI - Operations	1,664.49	5,881.23	2,620.04	70,574.70	(67,954.66)	3.71%
502081	W/C - Union	-	43,731.89	645,877.24	524,782.61	121,094.63	123.08%
502082	W/C - Non-Union	-	571.86	8,445.76	6,862.28	1,583.48	123.08%
502091	PTO - Sick	37,687.54	29,363.67	115,791.93	352,363.96	(236,572.03)	32.86%
502101	PTO - Holiday	33,314.43	33,399.73	83,070.68	400,796.70	(317,726.02)	20.73%
502111	PTO - Vacation	48,125.05	29,773.84	178,132.11	357,286.07	(179,153.96)	49.86%
502121	PTO - Other	813.53	3,424.38	3,833.14	41,092.53	(37,259.39)	9.33%
502131	Uniforms	5,705.73	9,259.99	14,761.78	111,120.00	(96,358.22)	13.28%
502141	CDL/Class B License	643.75	483.33	2,873.00	5,800.00	(2,927.00)	49.53%
502142	Shoe & Tool Allow	2,194.85	1,541.67	5,789.60	18,500.00	(12,710.40)	31.30%
503011	InterCo Service Level	552.69	8,333.33	3,470.77	100,000.00	(96,529.23)	3.47%
503031	Audit	15,000.00	3,333.33	28,575.00	40,000.00	(11,425.00)	71.44%
503032	Background/License Checks	5,565.75	1,250.00	9,520.47	15,000.00	(5,479.53)	63.47%
503033	Drug Screens	3,135.85	2,750.00	7,008.75	33,000.00	(25,991.25)	21.24%
503034	Environmental Costs	1,703.06	2,916.67	7,709.08	35,000.00	(27,290.92)	22.03%

503035	Outside Legal Services	2,208.96	3,750.00	9,953.86	45,000.00	(35,046.14)	22.12%
503036	Maps/Schedules	-	-	15,979.43	-	15,979.43	0.00%
503037	Payroll	590.00	6,416.67	590.00	77,000.00	(76,410.00)	0.77%
503038	Physicals	1,445.00	1,010.00	2,772.00	12,120.00	(9,348.00)	22.87%
503039	Other Professional	11,298.54	47,929.25	56,686.43	575,151.00	(518,464.57)	9.86%
503041	Temporary Help	-	3,000.00	-	36,000.00	(36,000.00)	0.00%
503051	Body & Paint	41.63	4,166.67	254.19	50,000.00	(49,745.81)	0.51%
503052	Bus Pest Control	1,351.44	675.00	2,027.16	8,100.00	(6,072.84)	25.03%
503053	Bus Electrical	-	416.67	-	5,000.00	(5,000.00)	0.00%
503054	Generator	-	666.67	-	8,000.00	(8,000.00)	0.00%
503055	Glass/ Non- Accident	-	2,083.33	-	25,000.00	(25,000.00)	0.00%
503056	Bus HVAC	-	833.33	1,050.10	10,000.00	(8,949.90)	10.50%
503057	Major /Outside Repair	15,236.79	6,250.00	81,209.39	75,000.00	6,209.39	108.28%
503058	Non Revenue Vehicle Repair	-	-	636.00	-	636.00	0.00%
503061	Custodial	18,597.00	22,366.67	47,522.58	268,400.00	(220,877.42)	17.71%
503071	Security	73,515.00	71,933.33	194,975.95	863,200.00	(668,224.05)	22.59%
503072	Armored Car	84.65	2,083.33	170.88	25,000.00	(24,829.12)	0.68%
503081	Building HVAC	-	1,666.67	-	20,000.00	(20,000.00)	0.00%
503082	Building Electrical	-	1,250.00	61,691.72	15,000.00	46,691.72	411.28%
503083	Plumbing	-	833.33	3,729.00	10,000.00	(6,271.00)	37.29%
503084	Building Gen Repairs	4,009.21	14,500.00	21,358.37	174,000.00	(152,641.63)	12.27%
503085	Grounds/ Cleaning	3,326.00	3,333.33	26,646.00	40,000.00	(13,354.00)	66.62%
503086	Radio/Access System	-	516.67	-	6,200.00	(6,200.00)	0.00%
503087	Building Pest Control	165.00	333.33	495.00	4,000.00	(3,505.00)	12.38%
503089	Shop Equip Repair	-	-	326.88	-	326.88	0.00%
503091	Computer Maintenance	21,518.66	14,833.33	56,635.24	178,000.00	(121,364.76)	31.82%
503092	Office Equip Maintenance	-	433.33	-	5,200.00	(5,200.00)	0.00%
503097	Office Equipment (NonCap)	14,412.88	-	34,955.88	-	34,955.88	0.00%
503992	Towing	2,530.00	1,855.00	7,865.00	22,260.00	(14,395.00)	35.33%
503993	Transit Amenities	-	12,500.00	-	150,000.00	(150,000.00)	0.00%
503994	Other Admin Contract - Fire	-	333.33	-	4,000.00	(4,000.00)	0.00%
504011	Oil & Lubricants	2,448.61	11,325.44	13,773.61	135,905.31	(122,131.70)	10.13%
504021	Tires	10,875.20	17,022.07	64,422.35	204,264.88	(139,842.53)	31.54%
504971	Service Supplies/ Fare Media	-	2,083.33	68.33	25,000.00	(24,931.67)	0.27%
504972	Parts	61,028.79	76,758.64	145,713.14	921,103.69	(775,390.55)	15.82%
504973	Bus Wash Supplies &	8,068.15	22,916.67	19,201.64	275,000.00	(255,798.36)	6.98%
504974	Shop Supplies	9,870.95	4,166.67	22,307.50	50,000.00	(27,692.50)	44.62%
504981	Farebox Parts	-	5,000.00	911.11	60,000.00	(59,088.89)	1.52%
504982	Farebox Cleaning	-	500.00	2.00	6,000.00	(5,998.00)	0.03%
504983	Facility Tools	-	333.33	3,677.19	4,000.00	(322.81)	91.93%

504984	Facility Cleaning	-	1,250.00	638.42	15,000.00	(14,361.58)	4.26%
504985	Facility Equip Repairs	-	1,393.38	663.64	16,720.56	(16,056.92)	3.97%
504986	Facility Equip Cleaning	977.40	1,000.00	1,023.42	12,000.00	(10,976.58)	8.53%
504987	Grounds Cleaning	-	583.33	-	7,000.00	(7,000.00)	0.00%
504991	Brochures	-	333.33	-	4,000.00	(4,000.00)	0.00%
504992	Data Processing	-	250.00	-	3,000.00	(3,000.00)	0.00%
504994	Office Supplies	4,382.75	2,500.00	6,035.41	30,000.00	(23,964.59)	20.12%
504995	Postage	1,105.98	500.00	1,720.51	6,000.00	(4,279.49)	28.68%
504996	Safety Training & Ed	4,092.58	2,125.00	7,745.21	25,500.00	(17,754.79)	30.37%
504997	Schedules	-	2,500.00	-	30,000.00	(30,000.00)	0.00%
504998	Printed Materials	-	666.67	481.11	8,000.00	(7,518.89)	6.01%
505021	Telephone - Cell & Landline	11,351.40	3,456.67	28,602.41	41,480.00	(12,877.59)	68.95%
505022	Electric	7,770.35	5,416.67	24,446.02	65,000.00	(40,553.98)	37.61%
505023	Gas Utilities	1,612.81	2,916.67	4,055.70	35,000.00	(30,944.30)	11.59%
505024	Water & Sewer	2,737.63	1,833.33	5,591.75	22,000.00	(16,408.25)	25.42%
505025	Parking	-	166.67	-	2,000.00	(2,000.00)	0.00%
506011	Physical Damage Insurance	-	3,629.17	-	43,550.00	(43,550.00)	0.00%
506012	Accident Repair	4,293.19	125,000.00	1,620,523.75	1,500,000.00	120,523.75	108.03%
506021	Subrogation Recoveries	-	(2,083.33)	-	(25,000.00)	25,000.00	0.00%
507991	Sales & Use Taxes	13,345.40	-	48,984.36	-	48,984.36	0.00%
509011	Dues & Subscriptions	-	2,916.67	27,400.00	35,000.00	(7,600.00)	78.29%
509021	Travel & Meetings	6,834.15	3,833.33	6,834.15	46,000.00	(39,165.85)	14.86%
509061	Penalties & Fines	-	500.00	-	6,000.00	(6,000.00)	0.00%
509081	Advertising	3,450.00	8,916.67	28,517.96	107,000.00	(78,482.04)	26.65%
509919	COVID-19	12,991.22	19,166.67	63,451.18	230,000.00	(166,548.82)	27.59%
509991	Legal Advertising	-	166.67	-	2,000.00	(2,000.00)	0.00%
509992	Advertising BCC	-	1,500.00	-	18,000.00	(18,000.00)	0.00%
509993	Roadeo	-	583.33	-	7,000.00	(7,000.00)	0.00%
509994	Awards	8,571.01	8,917.20	17,615.69	107,006.36	(89,390.67)	16.46%
509996	Employee	-	1,250.00	-	15,000.00	(15,000.00)	0.00%
509997	Bank Charges	614.61	2,500.00	2,600.86	30,000.00	(27,399.14)	8.67%
510000	Capital	151,479.37	240,416.67	603,896.85	2,885,000.00	(2,281,103.15)	20.93%
999999	Misc	6,129.96	-	7,320.87	-	7,320.87	0.00%
	Total Expenses	\$1,706,744.03	\$2,634,064.61	\$7,551,863.24	\$31,608,774.30	(\$24,056,911.06)	23.89%



GoDurham
Income Statement by Department-September 2022

010 - Operations

	<u>Actual</u> <u>9/30/2022</u>	<u>Budget</u> <u>9/30/2022</u>	<u>YTD Actual</u> <u>9/30/2022</u>	<u>Annual Budget</u> <u>6/30/2023</u>	<u>Variance</u>	<u>%</u> <u>Achieved</u>
Salaries	451,749.69	585,298.22	1,333,755.26	7,023,578.59	(5,689,823.33)	18.99%
Overtime	103,665.83	84,004.03	285,293.94	1,008,048.26	(722,754.32)	28.30%
Payroll Taxes - Operations	46,503.67	57,752.33	137,395.86	693,027.97	(555,632.11)	19.83%
Pension Expense - Operations	-	82,188.37	-	986,260.43	(986,260.43)	0.00%
Medical - Union Operations	83,184.79	227,681.78	254,504.15	2,732,181.38	(2,477,677.23)	9.32%
Medical - Non-Union	10,108.53	23,024.17	26,758.67	276,290.07	(249,531.40)	9.69%
Dental - Union Operations	3,340.39	13,113.05	10,763.86	157,356.65	(146,592.79)	6.84%
Dental - Non-Union	204.03	1,141.59	67.97	13,699.08	(13,631.11)	0.50%
Life Insurance - Operations	1,127.10	4,605.09	3,758.02	55,261.05	(51,503.03)	6.80%
L/T Disability - Operations	-	322.36	-	3,868.27	(3,868.27)	0.00%
FUI - Operations	201.14	1,617.00	323.73	19,404.00	(19,080.27)	1.67%
SUI - Operations	217.84	4,206.90	896.24	50,482.74	(49,586.50)	1.78%
W/C - Union Operators	-	38,193.79	564,084.92	458,325.42	105,759.50	123.08%
PTO - Sick	1,059.11	-	8,392.97	-	8,392.97	0.00%
PTO Sick - Operators	14,766.81	25,633.34	52,958.75	307,600.04	(254,641.29)	17.22%
PTO - Holiday	3,643.12	27,207.13	11,788.36	326,485.54	(314,697.18)	3.61%
Accrued Holiday Pay	19,986.79	-	41,286.31	-	41,286.31	0.00%
PTO - Vacation	4,942.12	29,773.84	11,938.96	357,286.07	(345,347.11)	3.34%
Accrued Vacation - Driver	28,498.32	-	112,607.84	-	112,607.84	0.00%
PTO - Other	-	3,015.89	-	36,190.62	(36,190.62)	0.00%
PTO Other - Operators	813.53	-	2,600.82	-	2,600.82	0.00%
Uniforms - Operations	2,823.11	5,293.33	6,526.39	63,520.00	(56,993.61)	10.27%
CDL/Class B License	643.75	483.33	2,873.00	5,800.00	(2,927.00)	49.53%
InterCo Service Level	552.69	-	3,470.77	-	3,470.77	0.00%
Security	73,515.00	71,933.33	194,975.95	863,200.00	(668,224.05)	22.59%
Armored Car	84.65	2,083.33	170.88	25,000.00	(24,829.12)	0.68%
Tires	10,875.20	17,022.07	64,422.35	204,264.88	(139,842.53)	31.54%
Service Supplies/ Fare Media	-	2,083.33	68.33	25,000.00	(24,931.67)	0.27%
Total	\$862,507.21	\$1,307,677.60	\$3,131,684.30	\$15,692,131.06	(\$12,560,446.76)	19.96%

041 - Vehicle Maintenance	Actual	Budget	YTD Actual	Annual Budget		%
	9/30/2022	9/30/2022	9/30/2022	6/30/2023	Variance	Achieved
Salaries	112,455.45	155,193.71	314,622.30	1,862,324.49	(1,547,702.19)	16.89%
Overtime	9,668.49	8,821.81	20,716.38	105,861.72	(85,145.34)	19.57%
Payroll Taxes - Veh	11,552.75	12,953.85	33,902.46	155,446.19	(121,543.73)	21.81%
Pension Expense - Veh	-	31,502.63	-	378,031.56	(378,031.56)	0.00%
Medical - Union Veh	16,571.70	41,179.98	49,646.15	494,159.71	(444,513.56)	10.05%
Medical - Non-Union Veh	9,573.03	9,995.90	28,072.01	119,950.79	(91,878.78)	23.40%
Dental - Union Veh	416.73	2,344.01	1,372.31	28,128.15	(26,755.84)	4.88%
Dental - Non-Union Veh	87.04	494.71	139.00	5,936.51	(5,797.51)	2.34%
Life Insurance - Veh	236.25	1,000.50	708.75	12,005.94	(11,297.19)	5.90%
L/T Disability - Veh	-	70.04	-	840.42	(840.42)	0.00%
FUI - Veh Maintenance	31.14	336.00	65.77	4,032.00	(3,966.23)	1.63%
SUI - Veh Maintenance	37.89	799.68	168.67	9,596.16	(9,427.49)	1.76%
W/C - Union Veh	-	4,583.25	67,690.19	54,999.05	12,691.14	123.08%
PTO - Sick	17,124.65	3,376.88	42,555.16	40,522.50	2,032.66	105.02%
PTO - Holiday	1,848.58	5,315.85	5,470.90	63,790.19	(58,319.29)	8.58%
PTO Holiday - Mechanics	2,575.52	-	5,614.64	-	5,614.64	0.00%
PTO Holiday - Veh Attendant	1,273.28	-	2,807.11	-	2,807.11	0.00%
Accrued Vacation -	10,918.32	-	34,406.34	-	34,406.34	0.00%
PTO - Other	-	408.49	753.60	4,901.91	(4,148.31)	15.37%
Uniforms - Veh Maintenance	2,882.62	3,033.33	8,235.39	36,400.00	(28,164.61)	22.62%
Shoe & Tool Allow - Veh	1,934.87	1,366.67	5,529.62	16,400.00	(10,870.38)	33.72%
Temporary Help - Veh	-	3,000.00	-	36,000.00	(36,000.00)	0.00%
Body & Paint	41.63	4,166.67	254.19	50,000.00	(49,745.81)	0.51%
Bus Pest Control	1,351.44	675.00	2,027.16	8,100.00	(6,072.84)	25.03%
Bus Electrical	-	416.67	-	5,000.00	(5,000.00)	0.00%
Generator	-	666.67	-	8,000.00	(8,000.00)	0.00%
Glass/ Non- Accident	-	2,083.33	-	25,000.00	(25,000.00)	0.00%
Bus HVAC	-	833.33	1,050.10	10,000.00	(8,949.90)	10.50%
Major /Outside Repair	15,236.79	6,250.00	81,209.39	75,000.00	6,209.39	108.28%
Non Revenue Vehicle Repair	-	-	636.00	-	636.00	0.00%
Towing	2,530.00	1,855.00	7,865.00	22,260.00	(14,395.00)	35.33%
Oil & Lubricants	2,448.61	11,325.44	13,773.61	135,905.31	(122,131.70)	10.13%
Parts	61,028.79	76,758.64	145,713.14	921,103.69	(775,390.55)	15.82%
Bus Wash Supplies &	8,068.15	22,916.67	19,201.64	275,000.00	(255,798.36)	6.98%
Shop Supplies	9,870.95	4,166.67	22,307.50	50,000.00	(27,692.50)	44.62%
Physical Damage Insurance	-	3,629.17	-	43,550.00	(43,550.00)	0.00%
Accident Repair	4,293.19	-	37,229.32	-	37,229.32	0.00%
Less: Subrogation Recoveries	-	(2,083.33)	-	(25,000.00)	25,000.00	0.00%

Total

<u>\$304,057.86</u>	<u>\$419,437.22</u>	<u>\$953,743.80</u>	<u>\$5,033,246.29</u>	<u>(\$4,079,502.49)</u>	<u>18.95%</u>
---------------------	---------------------	---------------------	-----------------------	-------------------------	---------------

042 - BLDG Maintenance	Actual	Budget	YTD Actual	Annual Budget		%
	9/30/2022	9/30/2022	9/30/2022	6/30/2023	Variance	Achieved
Salaries	46,663.58	37,916.11	138,704.94	454,993.18	(316,288.24)	30.49%
Overtime	578.03	1,554.23	899.72	18,650.81	(17,751.09)	4.82%
Payroll Taxes - Non-Veh	3,860.55	3,086.55	11,061.56	37,038.62	(25,977.06)	29.86%
Pension Expense - Non-Veh	-	8,710.42	-	104,525.04	(104,525.04)	0.00%
Medical - Union Non-Veh	2,889.96	7,569.19	8,773.42	90,830.22	(82,056.80)	9.66%
Medical - Non-Union Non-	4,780.36	2,393.42	14,281.08	28,721.03	(14,439.95)	49.72%
Dental - Union Non-Veh	75.64	418.55	226.92	5,022.61	(4,795.69)	4.52%
Dental - Non-Union Non-Veh	(56.94)	129.39	(170.82)	1,552.66	(1,723.48)	(11.00%)
Life Insurance - Non-Veh	24.50	246.12	73.50	2,953.41	(2,879.91)	2.49%
L/T Disability - Non-Veh Maintenance	-	17.23	-	206.74	(206.74)	0.00%
FUI - Non-Veh Maintenance	23.96	73.50	344.14	882.00	(537.86)	39.02%
SUI - Non-Veh Maintenance	19.86	174.93	51.25	2,099.16	(2,047.91)	2.44%
W/C - Union Non-Veh	-	954.85	14,102.13	11,458.14	2,643.99	123.08%
PTO - Sick	955.04	-	3,527.61	-	3,527.61	0.00%
PTO - Holiday	1,047.99	876.75	3,983.11	10,520.97	(6,537.86)	37.86%
PTO Holiday - Fac Attendant	811.20	-	1,658.34	-	1,658.34	0.00%
PTO - Vacation	2,366.80	-	8,984.74	-	8,984.74	0.00%
Uniforms - Non-Veh	-	758.33	-	9,100.00	(9,100.00)	0.00%
Shoe & Tool Allow - Non-Veh	259.98	175.00	259.98	2,100.00	(1,840.02)	12.38%
Custodial	18,597.00	22,366.67	47,522.58	268,400.00	(220,877.42)	17.71%
Building HVAC	-	1,666.67	-	20,000.00	(20,000.00)	0.00%
Building Electrical	-	1,250.00	61,691.72	15,000.00	46,691.72	411.28%
Plumbing	-	833.33	3,729.00	10,000.00	(6,271.00)	37.29%
Building Gen Repairs	4,009.21	14,500.00	21,358.37	174,000.00	(152,641.63)	12.27%
Grounds/ Cleaning	3,326.00	3,333.33	26,646.00	40,000.00	(13,354.00)	66.62%
Radio/Access System	-	516.67	-	6,200.00	(6,200.00)	0.00%
Building Pest Control	165.00	333.33	495.00	4,000.00	(3,505.00)	12.38%
Shop Equip Repair	-	-	326.88	-	326.88	0.00%
Transit Amenities	-	12,500.00	-	150,000.00	(150,000.00)	0.00%
Farebox Parts	-	5,000.00	911.11	60,000.00	(59,088.89)	1.52%
Farebox Cleaning	-	500.00	2.00	6,000.00	(5,998.00)	0.03%
Facility Tools	-	333.33	3,677.19	4,000.00	(322.81)	91.93%
Facility Cleaning	-	1,250.00	638.42	15,000.00	(14,361.58)	4.26%
Facility Equip Repairs	-	1,393.38	663.64	16,720.56	(16,056.92)	3.97%
Facility Equip Cleaning	977.40	1,000.00	1,023.42	12,000.00	(10,976.58)	8.53%
Grounds Cleaning	-	583.33	-	7,000.00	(7,000.00)	0.00%
Total	\$91,375.12	\$132,414.61	\$375,446.95	\$1,588,975.15	(\$1,213,528.20)	23.63%

160 - Administration	Actual	Budget	YTD Actual	Annual Budget		%
	9/30/2022	9/30/2022	9/30/2022	6/30/2023	Variance	Achieved
Salaries	89,733.49	155,073.12	268,925.79	1,860,877.36	(1,591,951.57)	14.45%
Overtime	1,247.98	-	3,653.44	-	3,653.44	0.00%
Payroll Taxes - General	7,274.73	12,245.59	21,459.08	146,947.12	(125,488.04)	14.60%
Pension Expense - General	14,038.01	20,054.26	20,434.02	240,651.13	(220,217.11)	8.49%
Medical - Non-Union General	12,703.13	49,979.50	34,081.99	599,753.94	(565,671.95)	5.68%
Dental - Non-Union General	729.21	2,422.42	2,150.34	29,068.99	(26,918.65)	7.40%
Life Insurance - General	420.00	976.45	1,190.00	11,717.35	(10,527.35)	10.16%
L/T Disability - General Admin	-	68.35	-	820.21	(820.21)	0.00%
FUI - General Admin	611.10	294.00	670.98	3,528.00	(2,857.02)	19.02%
SUI - General Admin	1,388.90	699.72	1,503.88	8,396.64	(6,892.76)	17.91%
W/C - Non-Union General	-	571.86	8,445.76	6,862.28	1,583.48	123.08%
PTO - Sick	3,781.93	353.45	8,357.44	4,241.42	4,116.02	197.04%
PTO - Holiday	2,127.95	-	10,461.91	-	10,461.91	0.00%
Accrued Vacation - Staff	1,399.49	-	10,194.23	-	10,194.23	0.00%
PTO - Other	-	-	478.72	-	478.72	0.00%
Uniforms	-	175.00	-	2,100.00	(2,100.00)	0.00%
InterCo Service Level	-	8,333.33	-	100,000.00	(100,000.00)	0.00%
Audit	15,000.00	3,333.33	28,575.00	40,000.00	(11,425.00)	71.44%
Background/License Checks	5,565.75	1,250.00	9,520.47	15,000.00	(5,479.53)	63.47%
Drug Screens	3,135.85	2,750.00	7,008.75	33,000.00	(25,991.25)	21.24%
Environmental Costs	1,703.06	2,916.67	7,709.08	35,000.00	(27,290.92)	22.03%
Outside Legal Services	2,208.96	3,750.00	9,953.86	45,000.00	(35,046.14)	22.12%
Maps/Schedules	-	-	15,979.43	-	15,979.43	0.00%
Payroll	590.00	6,416.67	590.00	77,000.00	(76,410.00)	0.77%
Physicals	1,445.00	1,010.00	2,772.00	12,120.00	(9,348.00)	22.87%
Other Professional	11,298.54	47,929.25	56,686.43	575,151.00	(518,464.57)	9.86%
Computer Maintenance	21,518.66	14,833.33	56,635.24	178,000.00	(121,364.76)	31.82%
Office Equip Maintenance	-	433.33	-	5,200.00	(5,200.00)	0.00%
Office Equipment (NonCap)	14,412.88	-	34,955.88	-	34,955.88	0.00%
Other Admin Contract - Fire	-	333.33	-	4,000.00	(4,000.00)	0.00%
Brochures	-	333.33	-	4,000.00	(4,000.00)	0.00%
Data Processing	-	250.00	-	3,000.00	(3,000.00)	0.00%
Office Supplies	4,382.75	2,500.00	6,035.41	30,000.00	(23,964.59)	20.12%
Postage	1,105.98	500.00	1,720.51	6,000.00	(4,279.49)	28.68%
Safety Training & Ed	4,092.58	2,125.00	7,745.21	25,500.00	(17,754.79)	30.37%
Schedules	-	2,500.00	-	30,000.00	(30,000.00)	0.00%
Printed Materials	-	666.67	481.11	8,000.00	(7,518.89)	6.01%
Telephone - Cell & Landline	11,351.40	3,456.67	28,602.41	41,480.00	(12,877.59)	68.95%

Electric	7,770.35	5,416.67	24,446.02	65,000.00	(40,553.98)	37.61%
Gas Utilities	1,612.81	2,916.67	4,055.70	35,000.00	(30,944.30)	11.59%
Water & Sewer	2,737.63	1,833.33	5,591.75	22,000.00	(16,408.25)	25.42%
Parking	-	166.67	-	2,000.00	(2,000.00)	0.00%
Auto/GL Insurance	-	125,000.00	1,583,294.43	1,500,000.00	83,294.43	105.55%
Sales & Use Taxes	13,345.40	-	48,984.36	-	48,984.36	0.00%
Dues & Subscriptions	-	2,916.67	27,400.00	35,000.00	(7,600.00)	78.29%
Travel & Meetings	6,834.15	3,833.33	6,834.15	46,000.00	(39,165.85)	14.86%
Penalties & Fines	-	500.00	-	6,000.00	(6,000.00)	0.00%
Advertising	3,450.00	8,916.67	28,517.96	107,000.00	(78,482.04)	26.65%
COVID-19	12,991.22	19,166.67	63,451.18	230,000.00	(166,548.82)	27.59%
Legal Advertising	-	166.67	-	2,000.00	(2,000.00)	0.00%
Professional Services	-	1,500.00	-	18,000.00	(18,000.00)	0.00%
Roadeo	-	583.33	-	7,000.00	(7,000.00)	0.00%
Awards	8,571.01	8,917.20	17,615.69	107,006.36	(89,390.67)	16.46%
Employee Promotions	-	1,250.00	-	15,000.00	(15,000.00)	0.00%
Bank Charges	614.61	2,500.00	2,600.86	30,000.00	(27,399.14)	8.67%
Capital	151,479.37	240,416.67	603,896.85	2,885,000.00	(2,281,103.15)	20.93%
Misc	6,129.96	-	7,320.87	-	7,320.87	0.00%
Total	\$ 448,803.84	\$ 774,535.18	\$ 3,090,988.19	\$ 9,294,421.80	\$ (6,203,433.61)	33.26%

Trans. Date	Trans. No.	Payee	Amount
9/2/2022	51966	AMAZON CAPITAL SERVICES	1,649.79
9/2/2022	51980	ANGEL LUIS FIGUEROA	450.00
9/2/2022	51995	ANTHONY JACKSON	200.00
9/2/2022	51976	AUSTIN HUNTER DAVIS	500.00
9/2/2022	51968	AVAIL TECHNOLOGIES, INC.	149,813.07
9/2/2022	51975	BOBBY L. CRABTREE	650.00
9/2/2022	51994	BRYCE HUNTOON	300.00
9/2/2022	52007	CHRISTOPHER BLAKE THOMPSON	800.00
9/2/2022	51973	CITY OF DURHAM WATER & SEWER	1,148.40
9/2/2022	51974	COMTECH NETWORK SOLUTIONS	4,894.64
9/2/2022	51977	COURTNEY C. DAVIS	500.00
9/2/2022	51972	DAVID ROBBERT BEUGNOT JR.	200.00
9/2/2022	52005	DEBRA CAROL SMITH	700.00
9/2/2022	51978	DELTA DENTAL OF NORTH CAROLINA	6,727.25
9/2/2022	52004	DILLON JOSEPH ROBINSON	900.00
9/2/2022	51971	DOUGLAS BECKETT	950.00
9/2/2022	52012	EMC NATIONAL LIFE CO	1,366.75
9/2/2022	51990	FEDERICK L. HARRIS	862.50
9/2/2022	51979	FEDEX EXPRESS SHIPPING	50.54
9/2/2022	51981	FRONTIER COMMUNICATIONS	106.42
9/2/2022	51982	FRONTIER COMMUNICATIONS	892.72
9/2/2022	51983	FRONTIER COMMUNICATIONS	84.73
9/2/2022	51984	FRONTIER COMMUNICATIONS	77.06
9/2/2022	51985	FRONTIER COMMUNICATIONS	325.52
9/2/2022	51986	GALLS, LLC	420.99
9/2/2022	51987	GILLIG LLC	87.97
9/2/2022	51967	GREG ANDREA	425.00
9/2/2022	51998	JOSEPH BRIAN KING	300.00
9/2/2022	51993	JOSEPH LEE HONEYCUTT JR	300.00
9/2/2022	51989	KAHLIT GEBRANDON HARLEY	128.75
9/2/2022	52010	KRISTIAN F. WHEELER	300.00
9/2/2022	52006	MARIA GEORGETTA STEVENSON	200.00
9/2/2022	51992	MATRICE HENDERSON	600.00
9/2/2022	52000	MATTHEW JOHN MALASPINA	1,250.00
9/2/2022	51965	MICHAEL ADAMS	900.00
9/2/2022	52002	NATHANIEL S. PARKER	875.00
9/2/2022	51999	NICHOLAS JOSEPH LYNDE	200.00
9/2/2022	52001	ORKIN PEST CONTROL	675.72

9/2/2022 51997	PARAGON READY SERVICES LLC	800.00
9/2/2022 52003	PERFORMANCE PRINT SERVICES	206.69
9/2/2022 51996	RICHARD ERNESTO JIMENEZ	887.50
9/2/2022 51988	RONALD JOSEPH GUARDINO JR	600.00
9/2/2022 51991	THE HARTFORD PRIORITY ACCOUNTS	9,650.81
9/2/2022 52008	THE TRAVELERS INDEMNITY COMPANY	4,293.19
9/2/2022 52009	TRIANGLE AREA LANDSCAPE MANAGEMENT, INC	3,326.00
9/2/2022 51969	WILLIAM SYLVESTER BANTON III	300.00
9/2/2022 51970	WILLIE K. BARFIELD	900.00
9/2/2022 52011	WRAL-FM MIX 101.5	1,500.00
9/6/2022 52013	QIU ZHU	1,500.00
9/9/2022 52014	AIRGAS NATIONAL WELDERS	140.03
9/9/2022 52015	AMAZON CAPITAL SERVICES	338.59
9/9/2022 52017	ANDREWS & HAMILTON CO. INC	1,773.79
9/9/2022 52048	ANTHONY JACKSON	175.00
9/9/2022 52037	ASCENSUS	10,596.00
9/9/2022 52028	BOBBY L. CRABTREE	925.00
9/9/2022 52022	BROME SPECIALTY COMPANY INC	969.31
9/9/2022 52046	BRYCE HUNTOON	900.00
9/9/2022 52023	C&A EQUIPMENT SERVICES INC	5,225.70
9/9/2022 52074	CHRISTOPHER BLAKE THOMPSON	300.00
9/9/2022 52059	CHRISTOPHER TODD PAYLOR	300.00
9/9/2022 52024	CINTAS CORPORATION # 205	1,433.85
9/9/2022 52025	CLARKE POWER SERVICES INC	2,919.70
9/9/2022 52026	CLEARSTAR, INC	919.82
9/9/2022 52027	CONTINENTAL TIRE THE AMERICAS, LLC	3,060.70
9/9/2022 52030	COURTNEY C. DAVIS	1,950.00
9/9/2022 52029	CROSS SYSTEMS INC.	2,702.37
9/9/2022 52084	CURTIS BENTION	884.53
9/9/2022 52039	DANIEL D EDDINGER II	2,000.00
9/9/2022 52069	DEBRA CAROL SMITH	1,000.00
9/9/2022 52031	DEWHIT FACILITY SERVICES, LLC	18,597.00
9/9/2022 52064	DILLON JOSEPH ROBINSON	450.00
9/9/2022 52021	DOUGLAS BECKETT	950.00
9/9/2022 52032	ERIN R ELLERMAN	300.00
9/9/2022 52034	FASTENAL	5,224.00
9/9/2022 52035	FASTMED URGENT CARE	1,445.00
9/9/2022 52043	FEDERICK L. HARRIS	1,287.50
9/9/2022 52033	FIDELITY SECURITY LIFE INSURANCE CO.	1,365.59

9/9/2022 52036	FLEETPRIDE	1,541.59
9/9/2022 52038	GALLS, LLC	368.50
9/9/2022 52040	GILLIG LLC	161.72
9/9/2022 52041	GRAINGER	925.82
9/9/2022 52016	GREG ANDREA	625.00
9/9/2022 52047	HUTCHENS PETROLEUM	1,129.69
9/9/2022 52049	JCM AND ASSOCIATES, INC	1,006.89
9/9/2022 52051	JOHNS TOWING & RECOVERY	1,320.00
9/9/2022 52072	JONATHAN MICHAEL STEWART	500.00
9/9/2022 52045	JOSEPH LEE HONEYCUTT JR	300.00
9/9/2022 52081	KRISTIAN F. WHEELER	800.00
9/9/2022 52020	LAURIE L BARRETT	552.50
9/9/2022 52056	MARK JOSEPH MORAIS	625.00
9/9/2022 52018	MARLIN SOFTWARE, LLC	420.00
9/9/2022 52044	MATRICE HENDERSON	600.00
9/9/2022 52053	MATTHEW JOHN MALASPINA	375.00
9/9/2022 52054	MHC KENWORTH	5,553.41
9/9/2022 52055	MILLER ELECTRIC COMPANY	3,158.04
9/9/2022 52057	MY STAFFING PRO	590.00
9/9/2022 52058	NATHANIEL S. PARKER	650.00
9/9/2022 52052	NICHOLAS JOSEPH LYNDE	500.00
9/9/2022 52060	PERFORMANCE PRINT SERVICES	179.46
9/9/2022 52061	PITNEY BOWES	91.36
9/9/2022 52062	PUBLIC HARDWARE INC	129.17
9/9/2022 52063	PYE BARKER FIRE & SAFETY, LLC	314.35
9/9/2022 52050	RICHARD ERNESTO JIMENEZ	1,412.50
9/9/2022 52042	RONALD JOSEPH GUARDINO JR	625.00
9/9/2022 52065	SAF GARD SAFETY SHOE COMPANY	711.95
9/9/2022 52066	SHARE CORPORATION	571.90
9/9/2022 52067	SHARP BUSINESS SYSTEMS	21.45
9/9/2022 52068	SHARP BUSINESS SYSTEMS	30.24
9/9/2022 52070	STAPLES BUSINESS ADVANTAGE	3,444.43
9/9/2022 52071	STAPLES TECHNOLOGY SOLUTIONS	9,706.95
9/9/2022 52073	TEMPERATURE CONTROL SOLUTIONS, INC.	2,602.50
9/9/2022 52075	THRIFTY OFFICE FURNITURE	15,286.03
9/9/2022 52076	TRADESMASTERS SERVICES	2,582.75
9/9/2022 52077	TRANSIT TALENT.COM LLC	190.00
9/9/2022 52078	TRI-CITY SIGNS & AWARDS	96.75
9/9/2022 52079	UNIFIRST CORPORATION	1,227.59

9/9/2022 52080	WALKER AUTO STORES	644.46
9/9/2022 52019	WILLIAM SYLVESTER BANTON III	600.00
9/9/2022 52082	WOODS LOCK SHOP INC	8.60
9/9/2022 52083	ZONAR	2.00
9/16/2022 52114	A 1 LOCK & SAFE OF NORTH CAROLINA	1,649.53
9/16/2022 52115	ABC COMPANIES	6,296.70
9/16/2022 52105	ADAM RICHARD OSBORNE	725.00
9/16/2022 52116	AFLAC	7,368.47
9/16/2022 52117	AIRGAS NATIONAL WELDERS	140.03
9/16/2022 52118	AMALGAMATED TRANSIT UNION 1493	5,089.94
9/16/2022 52093	ANGEL LUIS FIGUEROA	675.00
9/16/2022 52099	ANTHONY JACKSON	300.00
9/16/2022 52119	ARC3 GASES	104.16
9/16/2022 52120	ARCPPOINT LABS OF RALEIGH DURHAM	836.25
9/16/2022 52090	BOBBY L. CRABTREE	1,545.00
9/16/2022 52121	BRAME SPECIALTY COMPANY INC	358.00
9/16/2022 52149	CHARTER COMMUNICATIONS	348.56
9/16/2022 52112	CHRISTOPHER BLAKE THOMPSON	300.00
9/16/2022 52122	CINTAS CORPORATION # 205	818.70
9/16/2022 52123	CLARKE POWER SERVICES INC	16,607.57
9/16/2022 52124	CONTINENTAL TIRE THE AMERICAS, LLC	10,201.15
9/16/2022 52092	COURTNEY C. DAVIS	600.00
9/16/2022 52125	CROSS SYSTEMS INC.	1,633.22
9/16/2022 52108	DILLON JOSEPH ROBINSON	1,500.00
9/16/2022 52095	DONALD NEAL HALL	300.00
9/16/2022 52088	DOUGLAS BECKETT	825.00
9/16/2022 52126	DRAGONFLY POND WORKS	184.00
9/16/2022 52091	DUDLEY RAY CREECH JR.	240.00
9/16/2022 52127	DUKE ENERGY	53.96
9/16/2022 52089	EARL THOMAS BUMPHUS	35.55
9/16/2022 52128	ENERGY AUTOMATION TECHNOLOGIES	1,392.13
9/16/2022 52113	EULA MICHELLE BOWLING	128.75
9/16/2022 52129	FASTENAL	17,358.28
9/16/2022 52096	FEDERICK L. HARRIS	250.00
9/16/2022 52130	FIRST TRANSIT INC	552.69
9/16/2022 52131	FLEETPRIDE	415.83
9/16/2022 52132	FLORAL DIMENSIONS	65.95
9/16/2022 52133	FRONTIER COMMUNICATIONS	37.42
9/16/2022 52134	FRONTIER COMMUNICATIONS	93.37

9/16/2022 52135	GALLS, LLC	239.31
9/16/2022 52136	GILLIG LLC	14,287.90
9/16/2022 52137	GRAINGER	193.82
9/16/2022 52138	GREGORY POOLE	7,044.44
9/16/2022 52139	HUTCHENS PETROLEUM	1,223.62
9/16/2022 52140	INSIGHT PUBLIC SECTOR, INC.	2,358.68
9/16/2022 52141	JOHNS TOWING & RECOVERY	1,210.00
9/16/2022 52111	JONATHAN MICHAEL STEWART	550.00
9/16/2022 52101	JOSEPH BRIAN KING	350.00
9/16/2022 52098	JOSEPH LEE HONEYCUTT JR	300.00
9/16/2022 52109	LINDLEY SPENCE	128.75
9/16/2022 52142	LOOMIS FARGO & CO	84.65
9/16/2022 52097	MATRICE HENDERSON	870.00
9/16/2022 52102	MATTHEW JOHN MALASPINA	975.00
9/16/2022 52143	MHC KENWORTH	14,447.40
9/16/2022 52085	MICHAEL ADAMS	300.00
9/16/2022 52144	MOHAWK MFG & SUPPLY CO.	1,287.84
9/16/2022 52106	NATHANIEL S. PARKER	225.00
9/16/2022 52150	PROFORMA T	2,187.72
9/16/2022 52145	PUBLIC HARDWARE INC	63.89
9/16/2022 52146	PURCHASE POWER	1,020.99
9/16/2022 52100	RICHARD ERNESTO JIMENEZ	1,150.00
9/16/2022 52094	RONALD JOSEPH GUARDINO JR	350.00
9/16/2022 52147	SAF GARD SAFETY SHOE COMPANY	1,182.90
9/16/2022 52148	SAFE-T-WORKS, INC	2,190.60
9/16/2022 52107	SCOTT PENNICA	200.00
9/16/2022 52104	STEPHEN MILLER	11.65
9/16/2022 52103	TALIQUA SHABREE MEDLEY	360.00
9/16/2022 52152	THRIFTY OFFICE FURNITURE	589.10
9/16/2022 52153	TIAA COMMERCIAL FINANCE, INC	1,063.21
9/16/2022 52151	TRACTION	1,572.62
9/16/2022 52110	TRIMETA OCTAVIA SPRINGFIELD	128.75
9/16/2022 52154	UNIFIRST CORPORATION	3,752.98
9/16/2022 52155	VERIZON CONNECT FLEET USA LLC	291.20
9/16/2022 52156	WALKER AUTO STORES	152.61
9/16/2022 52086	WILLIAM SYLVESTER BANTON III	600.00
9/16/2022 52087	WILLIE K. BARFIELD	825.00
9/16/2022 52157	WRAL-FM MIX 101.5	1,950.00
9/23/2022 52159	AMAZON CAPITAL SERVICES	1,785.14

9/23/2022 52174	ANGEL LUIS FIGUEROA	350.00
9/23/2022 52181	ANTHONY JACKSON	400.00
9/23/2022 52191	ARTHUR JOSEPH SHEPARD	300.00
9/23/2022 52165	BOBBY L. CRABTREE	225.00
9/23/2022 52197	CHARLES THOMAS STRICKLAND	300.00
9/23/2022 52163	CHERRY BEKAERT LLP	15,000.00
9/23/2022 52164	CITY OF DURHAM WATER & SEWER	823.54
9/23/2022 52167	COURTNEY C. DAVIS	300.00
9/23/2022 52166	CUMMINS ALLISON CORP	1,790.69
9/23/2022 52175	DANIEL D EDDINGER II	2,000.00
9/23/2022 52192	DEBRA CAROL SMITH	500.00
9/23/2022 52189	DILLON JOSEPH ROBINSON	1,300.00
9/23/2022 52168	DOMINION ENERGY	764.66
9/23/2022 52169	DOMINION ENERGY	969.55
9/23/2022 52177	DONALD NEAL HALL	300.00
9/23/2022 52162	DOUGLAS BECKETT	900.00
9/23/2022 52186	DOUGLAS MIDDLETON	197.50
9/23/2022 52170	DRAGONFLY POND WORKS	310.00
9/23/2022 52171	DUKE ENERGY	6,883.78
9/23/2022 52172	DUKE ENERGY	1,376.53
9/23/2022 52173	ELITE DRIVING SCHOOL, LLC	2,000.00
9/23/2022 52178	FEDERICK L. HARRIS	875.00
9/23/2022 52202	GEORGE WILLIAMS JR.	128.75
9/23/2022 52160	GREG ANDREA	1,100.00
9/23/2022 52180	INSIGHT PUBLIC SECTOR, INC.	279.22
9/23/2022 52195	JONATHAN MICHAEL STEWART	1,500.00
9/23/2022 52184	JOSEPH BRIAN KING	300.00
9/23/2022 52190	KRISHA J. ROBINSON	300.00
9/23/2022 52201	KRISTIAN F. WHEELER	500.00
9/23/2022 52194	MARIA GEORGETTA STEVENSON	225.00
9/23/2022 52179	MATRICE HENDERSON	800.00
9/23/2022 52185	MATTHEW JOHN MALASPINA	850.00
9/23/2022 52158	MICHAEL ADAMS	600.00
9/23/2022 52188	NATHANIEL S. PARKER	625.00
9/23/2022 52187	ORKIN PEST CONTROL	165.00
9/23/2022 52183	PARAGON READY SERVICES LLC	2,300.00
9/23/2022 52193	PROFORMA T	765.34
9/23/2022 52161	REGINALD BALDWIN	109.00
9/23/2022 52182	RICHARD ERNESTO JIMENEZ	725.00

9/23/2022 52176	RONALD JOSEPH GUARDINO JR	550.00
9/23/2022 52204	THOMAS DALE DOUGLASS JR.	250.00
9/23/2022 52196	TROY ANTONIO STEWART	225.00
9/23/2022 52198	VERIZON WIRELESS	1,938.59
9/23/2022 52199	VERIZON WIRELESS	3,484.50
9/23/2022 52200	WATERLOGIC	823.13
9/23/2022 52203	YOUNG MOORE AND HENDERSON, P.A.	2,208.96
9/30/2022 52230	ADAM RICHARD OSBORNE	725.00
9/30/2022 52216	ANGEL LUIS FIGUEROA	800.00
9/30/2022 52236	ANNA M. STERLING	300.00
9/30/2022 52205	ARTHUR N. GAUDET & ASSOCIATES	6,625.00
9/30/2022 52211	BOBBY L. CRABTREE	525.00
9/30/2022 52209	BROCK E CHAMBERS	300.00
9/30/2022 52238	CHARLES THOMAS STRICKLAND	300.00
9/30/2022 52235	CHARTER COMMUNICATIONS	749.36
9/30/2022 52239	CHRISTOPHER BLAKE THOMPSON	725.00
9/30/2022 52210	CLEARSTAR, INC	1,245.93
9/30/2022 52213	COURTNEY C. DAVIS	600.00
9/30/2022 52234	DEBRA CAROL SMITH	1,000.00
9/30/2022 52233	DILLON JOSEPH ROBINSON	200.00
9/30/2022 52224	DONALD NEAL HALL	100.00
9/30/2022 52212	DUDLEY RAY CREECH JR.	300.00
9/30/2022 52214	DURHAM CONVENTION CENTER	5,608.28
9/30/2022 52225	FEDERICK L. HARRIS	800.00
9/30/2022 52215	FEDEX EXPRESS SHIPPING	19.12
9/30/2022 52217	FRONTIER COMMUNICATIONS	106.42
9/30/2022 52218	FRONTIER COMMUNICATIONS	892.72
9/30/2022 52219	FRONTIER COMMUNICATIONS	84.73
9/30/2022 52220	FRONTIER COMMUNICATIONS	72.24
9/30/2022 52221	FRONTIER COMMUNICATIONS	307.04
9/30/2022 52222	GALLS, LLC	511.09
9/30/2022 52206	GREG ANDREA	1,225.00
9/30/2022 52237	JONATHAN MICHAEL STEWART	1,150.00
9/30/2022 52226	MATRICE HENDERSON	600.00
9/30/2022 52229	MATTHEW JOHN MALASPINA	500.00
9/30/2022 52231	NATHANIEL S. PARKER	875.00
9/30/2022 52228	NICHOLAS JOSEPH LYNDE	300.00
9/30/2022 52227	RICHARD ERNESTO JIMENEZ	650.00
9/30/2022 52223	RONALD JOSEPH GUARDINO JR	625.00

9/30/2022 52232	SCOTT PENNICA	225.00
9/30/2022 52207	WILLIAM SYLVESTER BANTON III	600.00
9/30/2022 52208	WILLIE K. BARFIELD	<u>575.00</u>
	Total	\$570,468.74

Contract 3137		October-22	
Revenues			
Advertising Revenue	\$	- 5310U051	658900
Vending Revenue	\$	- 5310U051	658900
Other	\$	- 5310U051	658900
Farebox/Ticket	\$	- 5310U051	644020
Total Revenue	\$	-	
Total Expenses			
Less: Pension			
Less: Robertson			
Net Expenses	\$	1,643,910.85	
Breakdown of Expenses			
	\$	297,046.87 5310U051	728610
	\$	432,923.42 5300U050	728610 USC23
	\$	52,634.46 5300U050	728610 USC22
	\$	861,306.10 5310U051	728610 USCA3
	\$	- 5300U050	728610
Eligible Grant Expenses			
Department 41	\$	371,641.73	
Department 42	\$	113,916.15	
Operating Expenses (CARES - Dept 10)	\$	861,306.10	
Total Grant Expenses			
Replenishment Amount	\$	1,643,910.85	



Tonya Dupree
Finance Director
1903 Fay Street
Durham, NC 27704
(919) 560-1545 x36104
Fax (919) 560-1541

November 8, 2022

Triangle Transit
Mrs. Sandra Freeman
4600 Emperor Blvd Ste. 1000
Durham, NC 27703

Dear Mrs. Freeman,

Please find enclosed a copy of the income statement, reconciliation, and supporting documentation for the period ending October 31, 2022. Upon review and approval of the October funding request, we are asking the City of Durham to replenish \$1,643,910.85 to the cash account of GoDurham. This amount will restore the working capital fund as of October 31, 2022 to \$3,400,000.

Sincerely,

A handwritten signature in black ink that reads "Tonya Dupree".

Tonya Dupree
Finance Director
GoDurham

Go Durham

Reconciliation -October 2022

GL Balance:

Revenue:	\$1,706,974.49
Less: Internal Account Transfer	(112.74)
Less: City Reimbursements	(1,703,187.13)
	<u>\$ 3,674.62</u>

Total Expenses- IS \$ 1,647,585.47

\$1,647,585.47

Revenue over Expenses: (\$1,643,910.85)

Bank Balance:**Deposits:**

	1,706,974.49	
Less Account Adjustment:	(112.74)	Internal bank transfer from Payroll account
Less Account Adjustment:	(1,703,187.13)	City Replenishments

Net Deposits: \$ 3,674.62

Withdrawals:

Check Register	\$529,375.33	
Less: Supplemental Ins./ Garn.	(28,682.28)	
ACH Payroll Taxes	251,560.20	Paychex
ACH Payroll Taxes		Paycor
Direct Deposit Payroll	650,816.98	
Electronic Payments	28,941.61	
Electronic Payments	4,108.23	Paycor Service Charges
Electronic Payments	5,245.50	Paychex Service Charges
Electronic Payments: Garnishments	10,228.65	
Electronic Payments	112.74	transfer to clearing account
Electronic Payments: Medical	157,332.35	
Less: liability medical payments	(\$16,851.64)	
Bank Charges	549.58	

Total Cash Disbursement \$ 1,592,737.25

Revenue over Expenses: \$ (1,589,062.63)

Variance GL to BS: (\$54,848.22)

Bank Balance: Net Expenses \$ 1,589,062.63

Supp. Ins./ Garn. 54,848.22 Expensed in October paid in November

\$ 1,643,910.85

Book Balance: Net Expenses \$ 1,643,910.85

\$ 1,643,910.85

Unreconciled Difference 0.00

\$ 1,643,910.85

Replenishment Request \$ 1,643,910.85



GoDurham
Summary- Income Statement- September 2022

Revenues		Actual	Budget	YTD Actual	Annual Budget		%
		10/31/2022	10/31/2022	10/31/2022	6/30/2023	Variance	Achieved
408401	Vending Revenue	1,657.52	1,105.43	6,528.06	13,265.10	(6,737.04)	49.21%
408501	Other	2,017.10	416.67	3,876.05	5,000.00	(1,123.95)	77.52%
	Total Revenues	\$3,674.62	\$1,522.10	\$10,404.11	\$18,265.10	(\$7,860.99)	56.96%

Expenses		Actual	Budget	YTD Actual	Annual Budget		%
		10/31/2022	10/31/2022	10/31/2022	6/30/2023	Variance	Achieved
501011	Regular Wages	666,542.68	933,481.16	2,722,550.97	11,201,773.62	(8,479,222.65)	24.30%
501012	OT	80,379.00	94,380.07	390,942.48	1,132,560.79	(741,618.31)	34.52%
502011	Payroll Taxes	68,075.23	86,038.32	271,894.19	1,032,459.90	(760,565.71)	26.33%
502021	Pension Expense	3,442.40	142,455.68	23,876.42	1,709,468.16	(1,685,591.74)	1.40%
502031	Medical - Union	102,126.35	276,430.95	415,050.07	3,317,171.31	(2,902,121.24)	12.51%
502032	Medical - Non-Union	38,354.36	85,392.99	141,548.11	1,024,715.83	(883,167.72)	13.81%
502041	Dental - Union	3,833.23	15,875.61	16,196.32	190,507.41	(174,311.09)	8.50%
502042	Dental - Non-Union	1,025.42	4,188.11	3,211.91	50,257.24	(47,045.33)	6.39%
502051	Life Insurance	1,936.45	6,828.16	7,666.72	81,937.75	(74,271.03)	9.36%
502061	L/T Disability	-	477.98	-	5,735.64	(5,735.64)	0.00%
502071	FUI - Operations	205.35	2,320.50	1,609.97	27,846.00	(26,236.03)	5.78%
502072	SUI - Operations	248.62	5,881.23	2,868.66	70,574.70	(67,706.04)	4.06%
502081	W/C - Union	-	43,731.89	645,877.24	524,782.61	121,094.63	123.08%
502082	W/C - Non-Union	-	571.86	8,445.76	6,862.28	1,583.48	123.08%
502091	PTO - Sick	69,233.00	29,363.67	185,024.93	352,363.96	(167,339.03)	52.51%
502101	PTO - Holiday	215.60	33,399.73	83,286.28	400,796.70	(317,510.42)	20.78%
502111	PTO - Vacation	104,133.61	29,773.84	282,265.72	357,286.07	(75,020.35)	79.00%
502121	PTO - Other	815.09	3,424.38	4,648.23	41,092.53	(36,444.30)	11.31%
502131	Uniforms	17,312.56	9,259.99	32,074.34	111,120.00	(79,045.66)	28.86%
502141	CDL/Class B License	-	483.33	2,873.00	5,800.00	(2,927.00)	49.53%
502142	Shoe & Tool Allow	774.93	1,541.67	6,564.53	18,500.00	(11,935.47)	35.48%
503011	InterCo Service Level	11,051.84	8,333.33	14,522.61	100,000.00	(85,477.39)	14.52%
503031	Audit	8,500.00	3,333.33	37,075.00	40,000.00	(2,925.00)	92.69%
503032	Background/License Cher	4,355.45	1,250.00	13,875.92	15,000.00	(1,124.08)	92.51%
503033	Drug Screens	1,178.55	2,750.00	8,187.30	33,000.00	(24,812.70)	24.81%
503034	Environmental Costs	3,060.91	2,916.67	10,769.99	35,000.00	(24,230.01)	30.77%

503035	Outside Legal Services	6,287.50	3,750.00	16,241.36	45,000.00	(28,758.64)	36.09%
503036	Maps/Schedules	-	-	15,979.43	-	15,979.43	0.00%
503037	Payroll	-	6,416.67	590.00	77,000.00	(76,410.00)	0.77%
503038	Physicals	1,785.00	1,010.00	4,557.00	12,120.00	(7,563.00)	37.60%
503039	Other Professional	54,245.04	47,929.25	110,931.47	575,151.00	(464,219.53)	19.29%
503041	Temporary Help	-	3,000.00	-	36,000.00	(36,000.00)	0.00%
503051	Body & Paint	150.84	4,166.67	405.03	50,000.00	(49,594.97)	0.81%
503052	Bus Pest Control	675.72	675.00	2,702.88	8,100.00	(5,397.12)	33.37%
503053	Bus Electrical	-	416.67	-	5,000.00	(5,000.00)	0.00%
503054	Generator	-	666.67	-	8,000.00	(8,000.00)	0.00%
503055	Glass/ Non- Accident	-	2,083.33	-	25,000.00	(25,000.00)	0.00%
503056	Bus HVAC	-	833.33	1,050.10	10,000.00	(8,949.90)	10.50%
503057	Major /Outside Repair	18,645.19	6,250.00	99,854.58	75,000.00	24,854.58	133.14%
503058	Non Revenue Vehicle Rep	-	-	636.00	-	636.00	0.00%
503061	Custodial	18,597.00	22,366.67	66,119.58	268,400.00	(202,280.42)	24.63%
503071	Security	58,675.00	71,933.33	253,650.95	863,200.00	(609,549.05)	29.39%
503072	Armored Car	84.65	2,083.33	255.53	25,000.00	(24,744.47)	1.02%
503081	Building HVAC	-	1,666.67	-	20,000.00	(20,000.00)	0.00%
503082	Building Electrical	188.88	1,250.00	61,880.60	15,000.00	46,880.60	412.54%
503083	Plumbing	590.00	833.33	4,319.00	10,000.00	(5,681.00)	43.19%
503084	Building Gen Repairs	5,195.50	14,500.00	26,553.87	174,000.00	(147,446.13)	15.26%
503085	Grounds/ Cleaning	3,326.00	3,333.33	29,972.00	40,000.00	(10,028.00)	74.93%
503086	Radio/Access System	-	516.67	-	6,200.00	(6,200.00)	0.00%
503087	Building Pest Control	335.00	333.33	830.00	4,000.00	(3,170.00)	20.75%
503089	Shop Equip Repair	9,496.88	-	9,823.76	-	9,823.76	0.00%
503091	Computer Maintenance	9,910.95	14,833.33	66,546.19	178,000.00	(111,453.81)	37.39%
503092	Office Equip Maintenance	-	433.33	-	5,200.00	(5,200.00)	0.00%
503097	Office Equipment (NonCa	-	-	34,955.88	-	34,955.88	0.00%
503992	Towing	1,182.50	1,855.00	9,047.50	22,260.00	(13,212.50)	40.64%
503993	Transit Amenities	-	12,500.00	-	150,000.00	(150,000.00)	0.00%
503994	Other Admin Contract - F	-	333.33	-	4,000.00	(4,000.00)	0.00%
504011	Oil & Lubricants	13,901.09	11,325.44	27,674.70	135,905.31	(108,230.61)	20.36%
504021	Tires	20,873.46	17,022.07	85,295.81	204,264.88	(118,969.07)	41.76%
504971	Service Supplies/ Fare M	-	2,083.33	68.33	25,000.00	(24,931.67)	0.27%
504972	Parts	132,772.99	76,758.64	278,486.13	921,103.69	(642,617.56)	30.23%
504973	Bus Wash Supplies &	9,055.96	22,916.67	28,257.60	275,000.00	(246,742.40)	10.28%
504974	Shop Supplies	7,424.20	4,166.67	29,731.70	50,000.00	(20,268.30)	59.46%
504981	Farebox Parts	1,410.40	5,000.00	2,321.51	60,000.00	(57,678.49)	3.87%
504982	Farebox Cleaning	65.23	500.00	67.23	6,000.00	(5,932.77)	1.12%
504983	Facility Tools	2,935.85	333.33	6,613.04	4,000.00	2,613.04	165.33%

504984	Facility Cleaning	(28.00)	1,250.00	610.42	15,000.00	(14,389.58)	4.07%
504985	Facility Equip Repairs	551.55	1,393.38	1,215.19	16,720.56	(15,505.37)	7.27%
504986	Facility Equip Cleaning	-	1,000.00	1,023.42	12,000.00	(10,976.58)	8.53%
504987	Grounds Cleaning	488.34	583.33	488.34	7,000.00	(6,511.66)	6.98%
504991	Brochures	-	333.33	-	4,000.00	(4,000.00)	0.00%
504992	Data Processing	-	250.00	-	3,000.00	(3,000.00)	0.00%
504994	Office Supplies	3,754.96	2,500.00	9,790.37	30,000.00	(20,209.63)	32.63%
504995	Postage	1,000.00	500.00	2,720.51	6,000.00	(3,279.49)	45.34%
504996	Safety Training & Ed	2,521.20	2,125.00	10,266.41	25,500.00	(15,233.59)	40.26%
504997	Schedules	-	2,500.00	-	30,000.00	(30,000.00)	0.00%
504998	Printed Materials	-	666.67	481.11	8,000.00	(7,518.89)	6.01%
505021	Telephone - Cell & Landli	7,963.98	3,456.67	36,566.39	41,480.00	(4,913.61)	88.15%
505022	Electric	6,048.73	5,416.67	30,494.75	65,000.00	(34,505.25)	46.92%
505023	Gas Utilities	4,982.67	2,916.67	9,038.37	35,000.00	(25,961.63)	25.82%
505024	Water & Sewer	1,925.35	1,833.33	7,517.10	22,000.00	(14,482.90)	34.17%
505025	Parking	-	166.67	-	2,000.00	(2,000.00)	0.00%
506011	Physical Damage Insuran	-	3,629.17	-	43,550.00	(43,550.00)	0.00%
506012	Accident Repair	256.20	125,000.00	1,620,779.95	1,500,000.00	120,779.95	108.05%
506021	Subrogation Recoveries	-	(2,083.33)	-	(25,000.00)	25,000.00	0.00%
507991	Sales & Use Taxes	20,945.48	-	69,929.84	-	69,929.84	0.00%
509011	Dues & Subscriptions	-	2,916.67	27,400.00	35,000.00	(7,600.00)	78.29%
509021	Travel & Meetings	709.01	3,833.33	7,543.16	46,000.00	(38,456.84)	16.40%
509061	Penalties & Fines	-	500.00	-	6,000.00	(6,000.00)	0.00%
509081	Advertising	(6,075.29)	8,916.67	22,442.67	107,000.00	(84,557.33)	20.97%
509919	COVID-19	33,164.34	19,166.67	96,615.52	230,000.00	(133,384.48)	42.01%
509991	Legal Advertising	-	166.67	-	2,000.00	(2,000.00)	0.00%
509992	Advertising BCC	-	1,500.00	-	18,000.00	(18,000.00)	0.00%
509993	Roadeo	-	583.33	-	7,000.00	(7,000.00)	0.00%
509994	Awards	3,410.76	8,917.20	21,026.45	107,006.36	(85,979.91)	19.65%
509996	Employee	-	1,250.00	-	15,000.00	(15,000.00)	0.00%
509997	Bank Charges	614.57	2,500.00	3,215.43	30,000.00	(26,784.57)	10.72%
510000	Capital	-	240,416.67	603,896.85	2,885,000.00	(2,281,103.15)	20.93%
999999	Misc	740.16	-	8,061.03	-	8,061.03	0.00%
	Total Expenses	\$ 1,647,585.47	\$ 2,634,064.61	\$ 9,199,448.71	\$ 31,608,774.30	\$ (22,409,325.59)	29.10%



GoDurham
Income Statement by Department-October 2022

010 - Operations	Actual	Budget	YTD Actual	Annual Budget	Variance	%
	10/31/2022	10/31/2022	10/31/2022	6/30/2023		Achieved
Salaries	430,008.12	585,298.22	1,763,763.38	7,023,578.59	(5,259,815.21)	25.11%
Overtime	72,052.45	84,004.03	357,346.39	1,008,048.26	(650,701.87)	35.45%
Payroll Taxes - Operations	45,550.60	57,752.33	182,946.46	693,027.97	(510,081.51)	26.40%
Pension Expense - Operations	-	82,188.37	-	986,260.43	(986,260.43)	0.00%
Medical - Union Operations	81,139.71	227,681.78	335,643.86	2,732,181.38	(2,396,537.52)	12.28%
Medical - Non-Union	10,108.53	23,024.17	36,867.20	276,290.07	(239,422.87)	13.34%
Dental - Union Operations	3,303.45	13,113.05	14,067.31	157,356.65	(143,289.34)	8.94%
Dental - Non-Union	204.03	1,141.59	272.00	13,699.08	(13,427.08)	1.99%
Life Insurance - Operations	1,122.70	4,605.09	4,880.72	55,261.05	(50,380.33)	8.83%
L/T Disability - Operations	-	322.36	-	3,868.27	(3,868.27)	0.00%
FUI - Operations	182.72	1,617.00	506.45	19,404.00	(18,897.55)	2.61%
SUI - Operations	172.17	4,206.90	1,068.41	50,482.74	(49,414.33)	2.12%
W/C - Union Operators	-	38,193.79	564,084.92	458,325.42	105,759.50	123.08%
PTO - Sick	17,389.08	-	25,782.05	-	25,782.05	0.00%
PTO Sick - Operators	30,193.94	25,633.34	83,152.69	307,600.04	(224,447.35)	27.03%
PTO - Holiday	-	27,207.13	11,788.36	326,485.54	(314,697.18)	3.61%
Accrued Holiday Pay	-	-	41,286.31	-	41,286.31	0.00%
PTO - Vacation	14,768.80	29,773.84	26,707.76	357,286.07	(330,578.31)	7.48%
Accrued Vacation - Driver	51,731.38	-	164,339.22	-	164,339.22	0.00%
PTO - Other	-	3,015.89	-	36,190.62	(36,190.62)	0.00%
PTO Other - Operators	307.17	-	2,907.99	-	2,907.99	0.00%
Uniforms - Operations	12,386.30	5,293.33	18,912.69	63,520.00	(44,607.31)	29.77%
CDL/Class B License	-	483.33	2,873.00	5,800.00	(2,927.00)	49.53%
InterCo Service Level	11,051.84	-	14,522.61	-	14,522.61	0.00%
Security	58,675.00	71,933.33	253,650.95	863,200.00	(609,549.05)	29.39%
Armored Car	84.65	2,083.33	255.53	25,000.00	(24,744.47)	1.02%
Tires	20,873.46	17,022.07	85,295.81	204,264.88	(118,969.07)	41.76%
Service Supplies/ Fare Media	-	2,083.33	68.33	25,000.00	(24,931.67)	0.27%
Total	\$861,306.10	\$1,307,677.60	\$3,992,990.40	\$15,692,131.06	(\$11,699,140.66)	25.45%

041 - Vehicle Maintenance	Actual	Budget	YTD Actual	Annual Budget		%
	10/31/2022	10/31/2022	10/31/2022	6/30/2023	Variance	Achieved
Salaries	114,709.37	155,193.71	429,331.67	1,862,324.49	(1,432,992.82)	23.05%
Overtime	4,096.95	8,821.81	24,813.33	105,861.72	(81,048.39)	23.44%
Payroll Taxes - Veh	10,677.25	12,953.85	44,579.71	155,446.19	(110,866.48)	28.68%
Pension Expense - Veh	-	31,502.63	-	378,031.56	(378,031.56)	0.00%
Medical - Union Veh	16,551.70	41,179.98	66,197.85	494,159.71	(427,961.86)	13.40%
Medical - Non-Union Veh	9,629.49	9,995.90	37,701.50	119,950.79	(82,249.29)	31.43%
Dental - Union Veh	454.14	2,344.01	1,826.45	28,128.15	(26,301.70)	6.49%
Dental - Non-Union Veh	94.96	494.71	233.96	5,936.51	(5,702.55)	3.94%
Life Insurance - Veh	306.25	1,000.50	1,015.00	12,005.94	(10,990.94)	8.45%
L/T Disability - Veh	-	70.04	-	840.42	(840.42)	0.00%
FUI - Veh Maintenance	4.59	336.00	70.36	4,032.00	(3,961.64)	1.75%
SUI - Veh Maintenance	27.23	799.68	195.90	9,596.16	(9,400.26)	2.04%
W/C - Union Veh	-	4,583.25	67,690.19	54,999.05	12,691.14	123.08%
PTO - Sick	10,343.50	3,376.88	52,898.66	40,522.50	12,376.16	130.54%
PTO - Holiday	-	5,315.85	5,470.90	63,790.19	(58,319.29)	8.58%
PTO Holiday - Mechanics	215.60	-	5,830.24	-	5,830.24	0.00%
PTO Holiday - Veh Attendant	-	-	2,807.11	-	2,807.11	0.00%
Accrued Vacation -	14,513.10	-	48,919.44	-	48,919.44	0.00%
PTO - Other	507.92	408.49	1,261.52	4,901.91	(3,640.39)	25.74%
Uniforms - Veh Maintenance	4,926.26	3,033.33	13,161.65	36,400.00	(23,238.35)	36.16%
Shoe & Tool Allow - Veh	774.93	1,366.67	6,304.55	16,400.00	(10,095.45)	38.44%
Temporary Help - Veh	-	3,000.00	-	36,000.00	(36,000.00)	0.00%
Body & Paint	150.84	4,166.67	405.03	50,000.00	(49,594.97)	0.81%
Bus Pest Control	675.72	675.00	2,702.88	8,100.00	(5,397.12)	33.37%
Bus Electrical	-	416.67	-	5,000.00	(5,000.00)	0.00%
Generator	-	666.67	-	8,000.00	(8,000.00)	0.00%
Glass/ Non- Accident	-	2,083.33	-	25,000.00	(25,000.00)	0.00%
Bus HVAC	-	833.33	1,050.10	10,000.00	(8,949.90)	10.50%
Major /Outside Repair	18,645.19	6,250.00	99,854.58	75,000.00	24,854.58	133.14%
Non Revenue Vehicle Repair	-	-	636.00	-	636.00	0.00%
Towing	1,182.50	1,855.00	9,047.50	22,260.00	(13,212.50)	40.64%
Oil & Lubricants	13,901.09	11,325.44	27,674.70	135,905.31	(108,230.61)	20.36%
Parts	132,772.99	76,758.64	278,486.13	921,103.69	(642,617.56)	30.23%
Bus Wash Supplies &	9,055.96	22,916.67	28,257.60	275,000.00	(246,742.40)	10.28%
Shop Supplies	7,424.20	4,166.67	29,731.70	50,000.00	(20,268.30)	59.46%
Physical Damage Insurance	-	3,629.17	-	43,550.00	(43,550.00)	0.00%
Accident Repair	-	-	37,229.32	-	37,229.32	0.00%
Less: Subrogation Recoveries	-	(2,083.33)	-	(25,000.00)	25,000.00	0.00%

Total

<u>\$371,641.73</u>	<u>\$419,437.22</u>	<u>\$1,325,385.53</u>	<u>\$5,033,246.29</u>	<u>(\$3,707,860.76)</u>	<u>26.33%</u>
---------------------	---------------------	-----------------------	-----------------------	-------------------------	---------------

042 - BLDG Maintenance	Actual	Budget	YTD Actual	Annual Budget		%
	10/31/2022	10/31/2022	10/31/2022	6/30/2023	Variance	Achieved
Salaries	46,078.96	37,916.11	184,783.90	454,993.18	(270,209.28)	40.61%
Overtime	2,059.66	1,554.23	2,959.38	18,650.81	(15,691.43)	15.87%
Payroll Taxes - Non-Veh	4,228.04	3,086.55	15,289.60	37,038.62	(21,749.02)	41.28%
Pension Expense - Non-Veh	-	8,710.42	-	104,525.04	(104,525.04)	0.00%
Medical - Union Non-Veh	4,434.94	7,569.19	13,208.36	90,830.22	(77,621.86)	14.54%
Medical - Non-Union Non-	4,780.36	2,393.42	19,061.44	28,721.03	(9,659.59)	66.37%
Dental - Union Non-Veh	75.64	418.55	302.56	5,022.61	(4,720.05)	6.02%
Dental - Non-Union Non-Veh	(56.94)	129.39	(227.76)	1,552.66	(1,780.42)	(14.67%)
Life Insurance - Non-Veh	35.00	246.12	108.50	2,953.41	(2,844.91)	3.67%
L/T Disability - Non-Veh Maintenance	-	17.23	-	206.74	(206.74)	0.00%
FUI - Non-Veh Maintenance	18.04	73.50	362.18	882.00	(519.82)	41.06%
SUI - Non-Veh Maintenance	21.76	174.93	73.01	2,099.16	(2,026.15)	3.48%
W/C - Union Non-Veh	-	954.85	14,102.13	11,458.14	2,643.99	123.08%
PTO - Sick	2,094.30	-	5,621.91	-	5,621.91	0.00%
PTO - Holiday	-	876.75	3,983.11	10,520.97	(6,537.86)	37.86%
PTO Holiday - Fac Attendant	-	-	1,658.34	-	1,658.34	0.00%
PTO - Vacation	6,993.76	-	15,978.50	-	15,978.50	0.00%
Uniforms - Non-Veh	-	758.33	-	9,100.00	(9,100.00)	0.00%
Shoe & Tool Allow - Non-Veh	-	175.00	259.98	2,100.00	(1,840.02)	12.38%
Custodial	18,597.00	22,366.67	66,119.58	268,400.00	(202,280.42)	24.63%
Building HVAC	-	1,666.67	-	20,000.00	(20,000.00)	0.00%
Building Electrical	188.88	1,250.00	61,880.60	15,000.00	46,880.60	412.54%
Plumbing	590.00	833.33	4,319.00	10,000.00	(5,681.00)	43.19%
Building Gen Repairs	5,195.50	14,500.00	26,553.87	174,000.00	(147,446.13)	15.26%
Grounds/ Cleaning	3,326.00	3,333.33	29,972.00	40,000.00	(10,028.00)	74.93%
Radio/Access System	-	516.67	-	6,200.00	(6,200.00)	0.00%
Building Pest Control	335.00	333.33	830.00	4,000.00	(3,170.00)	20.75%
Shop Equip Repair	9,496.88	-	9,823.76	-	9,823.76	0.00%
Transit Amenities	-	12,500.00	-	150,000.00	(150,000.00)	0.00%
Farebox Parts	1,410.40	5,000.00	2,321.51	60,000.00	(57,678.49)	3.87%
Farebox Cleaning	65.23	500.00	67.23	6,000.00	(5,932.77)	1.12%
Facility Tools	2,935.85	333.33	6,613.04	4,000.00	2,613.04	165.33%
Facility Cleaning	(28.00)	1,250.00	610.42	15,000.00	(14,389.58)	4.07%
Facility Equip Repairs	551.55	1,393.38	1,215.19	16,720.56	(15,505.37)	7.27%
Facility Equip Cleaning	-	1,000.00	1,023.42	12,000.00	(10,976.58)	8.53%
Grounds Cleaning	488.34	583.33	488.34	7,000.00	(6,511.66)	6.98%
Total	\$113,916.15	\$132,414.61	\$489,363.10	\$1,588,975.15	(\$1,099,612.05)	30.80%

160 - Administration	Actual	Budget	YTD Actual	Annual Budget		%
	10/31/2022	10/31/2022	10/31/2022	6/30/2023	Variance	Achieved
Salaries	75,746.23	155,073.12	344,672.02	1,860,877.36	(1,516,205.34)	18.52%
Overtime	2,169.94	-	5,823.38	-	5,823.38	0.00%
Payroll Taxes - General	7,619.34	12,245.59	29,078.42	146,947.12	(117,868.70)	19.79%
Pension Expense - General	3,442.40	20,054.26	23,876.42	240,651.13	(216,774.71)	9.92%
Medical - Non-Union General	13,835.98	49,979.50	47,917.97	599,753.94	(551,835.97)	7.99%
Dental - Non-Union General	783.37	2,422.42	2,933.71	29,068.99	(26,135.28)	10.09%
Life Insurance - General	472.50	976.45	1,662.50	11,717.35	(10,054.85)	14.19%
L/T Disability - General Admin	-	68.35	-	820.21	(820.21)	0.00%
FUI - General Admin	-	294.00	670.98	3,528.00	(2,857.02)	19.02%
SUI - General Admin	27.46	699.72	1,531.34	8,396.64	(6,865.30)	18.24%
W/C - Non-Union General	-	571.86	8,445.76	6,862.28	1,583.48	123.08%
PTO - Sick	9,212.18	353.45	17,569.62	4,241.42	13,328.20	414.24%
PTO - Holiday	-	-	10,461.91	-	10,461.91	0.00%
Accrued Vacation - Staff	16,126.57	-	26,320.80	-	26,320.80	0.00%
PTO - Other	-	-	478.72	-	478.72	0.00%
Uniforms	-	175.00	-	2,100.00	(2,100.00)	0.00%
InterCo Service Level	-	8,333.33	-	100,000.00	(100,000.00)	0.00%
Audit	8,500.00	3,333.33	37,075.00	40,000.00	(2,925.00)	92.69%
Background/License Checks	4,355.45	1,250.00	13,875.92	15,000.00	(1,124.08)	92.51%
Drug Screens	1,178.55	2,750.00	8,187.30	33,000.00	(24,812.70)	24.81%
Environmental Costs	3,060.91	2,916.67	10,769.99	35,000.00	(24,230.01)	30.77%
Outside Legal Services	6,287.50	3,750.00	16,241.36	45,000.00	(28,758.64)	36.09%
Maps/Schedules	-	-	15,979.43	-	15,979.43	0.00%
Payroll	-	6,416.67	590.00	77,000.00	(76,410.00)	0.77%
Physicals	1,785.00	1,010.00	4,557.00	12,120.00	(7,563.00)	37.60%
Other Professional	54,245.04	47,929.25	110,931.47	575,151.00	(464,219.53)	19.29%
Computer Maintenance	9,910.95	14,833.33	66,546.19	178,000.00	(111,453.81)	37.39%
Office Equip Maintenance	-	433.33	-	5,200.00	(5,200.00)	0.00%
Office Equipment (NonCap)	-	-	34,955.88	-	34,955.88	0.00%
Other Admin Contract - Fire	-	333.33	-	4,000.00	(4,000.00)	0.00%
Brochures	-	333.33	-	4,000.00	(4,000.00)	0.00%
Data Processing	-	250.00	-	3,000.00	(3,000.00)	0.00%
Office Supplies	3,754.96	2,500.00	9,790.37	30,000.00	(20,209.63)	32.63%
Postage	1,000.00	500.00	2,720.51	6,000.00	(3,279.49)	45.34%
Safety Training & Ed	2,521.20	2,125.00	10,266.41	25,500.00	(15,233.59)	40.26%
Schedules	-	2,500.00	-	30,000.00	(30,000.00)	0.00%
Printed Materials	-	666.67	481.11	8,000.00	(7,518.89)	6.01%
Telephone - Cell & Landline	7,963.98	3,456.67	36,566.39	41,480.00	(4,913.61)	88.15%

Electric	6,048.73	5,416.67	30,494.75	65,000.00	(34,505.25)	46.92%
Gas Utilities	4,982.67	2,916.67	9,038.37	35,000.00	(25,961.63)	25.82%
Water & Sewer	1,925.35	1,833.33	7,517.10	22,000.00	(14,482.90)	34.17%
Parking	-	166.67	-	2,000.00	(2,000.00)	0.00%
Auto/GL Insurance	256.20	125,000.00	1,583,550.63	1,500,000.00	83,550.63	105.57%
Sales & Use Taxes	20,945.48	-	69,929.84	-	69,929.84	0.00%
Dues & Subscriptions	-	2,916.67	27,400.00	35,000.00	(7,600.00)	78.29%
Travel & Meetings	709.01	3,833.33	7,543.16	46,000.00	(38,456.84)	0.00%
Penalties & Fines	-	500.00	-	6,000.00	(6,000.00)	0.00%
Advertising	(6,075.29)	8,916.67	22,442.67	107,000.00	(84,557.33)	20.97%
COVID-19	33,164.34	19,166.67	96,615.52	230,000.00	(133,384.48)	42.01%
Legal Advertising	-	166.67	-	2,000.00	(2,000.00)	0.00%
Professional Services	-	1,500.00	-	18,000.00	(18,000.00)	0.00%
Roadeo	-	583.33	-	7,000.00	(7,000.00)	0.00%
Awards	3,410.76	8,917.20	21,026.45	107,006.36	(85,979.91)	19.65%
Employee Promotions	-	1,250.00	-	15,000.00	(15,000.00)	0.00%
Bank Charges	614.57	2,500.00	3,215.43	30,000.00	(26,784.57)	10.72%
Capital	-	240,416.67	603,896.85	2,885,000.00	(2,281,103.15)	20.93%
Misc	740.16	-	8,061.03	-	8,061.03	0.00%
Total	300,721.49	774,535.18	3,391,709.68	9,294,421.80	(5,902,712.12)	36.49%

GoDurham Cash Disbursement Journals

Payee	Trans. Type	Trans. Dat	Post Date	Amount	Account Number	Account Description	Debit Amount	Credit Amount
	Trans. No.		Post Status					
JOHNNY WILLIAM WATLINGTON	Computer Check	10/7/2022	10/7/2022	\$500.00	10-101511-000-000	SunTrust A/P -9646	\$0.00	\$500.00
	52250		Posted					
A1 AUTO PARTS	Computer Check	10/7/2022	10/7/2022	\$88.64	10-101511-000-000	SunTrust A/P -9646	\$0.00	\$88.64
	52251		Posted					
A 1 LOCK & SAFE OF NORTH CAROLI	Computer Check	10/7/2022	10/7/2022	\$38.49	10-101511-000-000	SunTrust A/P -9646	\$0.00	\$38.49
	52252		Posted					
ABC COMPANIES	Computer Check	10/7/2022	10/7/2022	\$497.04	10-101511-000-000	SunTrust A/P -9646	\$0.00	\$497.04
	52253		Posted					
MICHAEL ADAMS	Computer Check	10/7/2022	10/7/2022	\$900.00	10-101511-000-000	SunTrust A/P -9646	\$0.00	\$900.00
	52254		Posted					
AFLAC	Computer Check	10/7/2022	10/7/2022	\$5,647.88	10-101511-000-000	SunTrust A/P -9646	\$0.00	\$5,647.88
	52255		Posted					
AMALGAMATED TRANSIT UNION I	Computer Check	10/7/2022	10/7/2022	\$4,847.98	10-101511-000-000	SunTrust A/P -9646	\$0.00	\$4,847.98
	52256		Posted					
GREG ANDREA	Computer Check	10/7/2022	10/7/2022	\$1,475.00	10-101511-000-000	SunTrust A/P -9646	\$0.00	\$1,475.00
	52257		Posted					
ARC3 GASES	Computer Check	10/7/2022	10/7/2022	\$96.89	10-101511-000-000	SunTrust A/P -9646	\$0.00	\$96.89
	52258		Posted					
WILLIAM SYLVESTER BANTON III	Computer Check	10/7/2022	10/7/2022	\$525.00	10-101511-000-000	SunTrust A/P -9646	\$0.00	\$525.00
	52259		Posted					
WILLIE K. BARFIELD	Computer Check	10/7/2022	10/7/2022	\$450.00	10-101511-000-000	SunTrust A/P -9646	\$0.00	\$450.00
	52260		Posted					
LAURIE L BARRETT	Computer Check	10/7/2022	10/7/2022	\$715.00	10-101511-000-000	SunTrust A/P -9646	\$0.00	\$715.00
	52261		Posted					
DOUGLAS BECKETT	Computer Check	10/7/2022	10/7/2022	\$950.00	10-101511-000-000	SunTrust A/P -9646	\$0.00	\$950.00
	52262		Posted					
C-STORE SERVICES, INC.	Computer Check	10/7/2022	10/7/2022	\$707.24	10-101511-000-000	SunTrust A/P -9646	\$0.00	\$707.24
	52263		Posted					
COMPASS GROUP	Computer Check	10/7/2022	10/7/2022	\$450.80	10-101511-000-000	SunTrust A/P -9646	\$0.00	\$450.80
	52264		Posted					
CHERRY BEKAERT LLP	Computer Check	10/7/2022	10/7/2022	\$8,500.00	10-101511-000-000	SunTrust A/P -9646	\$0.00	\$8,500.00
	52265		Posted					
CINTAS CORPORATION # 205	Computer Check	10/7/2022	10/7/2022	\$818.70	10-101511-000-000	SunTrust A/P -9646	\$0.00	\$818.70
	52266		Posted					
CLARKE POWER SERVICES INC	Computer Check	10/7/2022	10/7/2022	\$12,116.41	10-101511-000-000	SunTrust A/P -9646	\$0.00	\$12,116.41
	52267		Posted					
COLONIAL LIFE	Computer Check	10/7/2022	10/7/2022	\$298.26	10-101511-000-000	SunTrust A/P -9646	\$0.00	\$298.26
	52268		Posted					

GoDurham
Cash Disbursement Journals

Payee	Trans. Type	Trans. No.	Trans. Dat	Post Date	Amount	Account Number	Account Description	Debit Amount	Credit Amount
				Post Status					
COMTECH NETWORK SOLUTIONS	Computer Check	52269	10/7/2022	10/7/2022	\$2,506.25	10-101511-000-000	SunTrust A/P -9646	\$0.00	\$2,506.25
				Posted			10-200001-000-000	Accounts Payable	\$2,506.25
CONTINENTAL TIRE THE AMERICA	Computer Check	52270	10/7/2022	10/7/2022	\$21,401.56	10-101511-000-000	SunTrust A/P -9646	\$0.00	\$21,401.56
				Posted			10-200001-000-000	Accounts Payable	\$21,401.56
COUCH OIL COMPANY OF DURHA	Computer Check	52271	10/7/2022	10/7/2022	\$2,688.36	10-101511-000-000	SunTrust A/P -9646	\$0.00	\$2,688.36
				Posted			10-200001-000-000	Accounts Payable	\$2,688.36
BOBBY L. CRABTREE	Computer Check	52272	10/7/2022	10/7/2022	\$925.00	10-101511-000-000	SunTrust A/P -9646	\$0.00	\$925.00
				Posted			10-200001-000-000	Accounts Payable	\$925.00
COURTNEY C. DAVIS	Computer Check	52273	10/7/2022	10/7/2022	\$2,025.00	10-101511-000-000	SunTrust A/P -9646	\$0.00	\$2,025.00
				Posted			10-200001-000-000	Accounts Payable	\$2,025.00
DELTA DENTAL OF NORTH CAROLI	Computer Check	52274	10/7/2022	10/7/2022	\$6,757.65	10-101511-000-000	SunTrust A/P -9646	\$0.00	\$6,757.65
				Posted			10-200001-000-000	Accounts Payable	\$6,757.65
DEWHIT FACILITY SERVICES, LLC	Computer Check	52275	10/7/2022	10/7/2022	\$18,597.00	10-101511-000-000	SunTrust A/P -9646	\$0.00	\$18,597.00
				Posted			10-200001-000-000	Accounts Payable	\$18,597.00
DIESEL EQUIPMENT CO INC	Computer Check	52276	10/7/2022	10/7/2022	\$321.21	10-101511-000-000	SunTrust A/P -9646	\$0.00	\$321.21
				Posted			10-200001-000-000	Accounts Payable	\$321.21
EMC NATIONAL LIFE CO	Computer Check	52277	10/7/2022	10/7/2022	\$1,366.75	10-101511-000-000	SunTrust A/P -9646	\$0.00	\$1,366.75
				Posted			10-200001-000-000	Accounts Payable	\$1,366.75
RANDAL CHANCE EVANS	Computer Check	52278	10/7/2022	10/7/2022	\$850.00	10-101511-000-000	SunTrust A/P -9646	\$0.00	\$850.00
				Posted			10-200001-000-000	Accounts Payable	\$850.00
FIDELITY SECURITY LIFE INSURANC	Computer Check	52279	10/7/2022	10/7/2022	\$1,396.64	10-101511-000-000	SunTrust A/P -9646	\$0.00	\$1,396.64
				Posted			10-200001-000-000	Accounts Payable	\$1,396.64
FASTENAL	Computer Check	52280	10/7/2022	10/7/2022	\$22,558.10	10-101511-000-000	SunTrust A/P -9646	\$0.00	\$22,558.10
				Posted			10-200001-000-000	Accounts Payable	\$22,558.10
FEDEX EXPRESS SHIPPING	Computer Check	52281	10/7/2022	10/7/2022	\$19.63	10-101511-000-000	SunTrust A/P -9646	\$0.00	\$19.63
				Posted			10-200001-000-000	Accounts Payable	\$19.63
FIRST TRANSIT INC	Computer Check	52282	10/7/2022	10/7/2022	\$2,798.00	10-101511-000-000	SunTrust A/P -9646	\$0.00	\$2,798.00
				Posted			10-200001-000-000	Accounts Payable	\$2,798.00
FLEETPRIDE	Computer Check	52284	10/7/2022	10/7/2022	\$1,569.90	10-101511-000-000	SunTrust A/P -9646	\$0.00	\$1,569.90
				Posted			10-200001-000-000	Accounts Payable	\$1,569.90
FLORAL DIMENSIONS	Computer Check	52285	10/7/2022	10/7/2022	\$19.00	10-101511-000-000	SunTrust A/P -9646	\$0.00	\$19.00
				Posted			10-200001-000-000	Accounts Payable	\$19.00
GALLS, LLC	Computer Check	52286	10/7/2022	10/7/2022	\$2,498.68	10-101511-000-000	SunTrust A/P -9646	\$0.00	\$2,498.68
				Posted			10-200001-000-000	Accounts Payable	\$2,498.68
GILLIG LLC	Computer Check	52287	10/7/2022	10/7/2022	\$10,907.21	10-101511-000-000	SunTrust A/P -9646	\$0.00	\$10,907.21
				Posted			10-200001-000-000	Accounts Payable	\$10,907.21
GRAINGER	Computer Check	52288	10/7/2022	10/7/2022	\$2,226.40	10-101511-000-000	SunTrust A/P -9646	\$0.00	\$2,226.40
				Posted			10-200001-000-000	Accounts Payable	\$2,226.40

GoDurham
Cash Disbursement Journals

Payee	Trans. Type	Trans. Dat	Post Date	Amount	Account Number	Account Description	Debit Amount	Credit Amount
	Trans. No.		Post Status					
RONALD JOSEPH GUARDINO JR	Computer Check	10/7/2022	10/7/2022	\$300.00	10-101511-000-000	SunTrust A/P -9646	\$0.00	\$300.00
	52289		Posted					
THE HARTFORD PRIORITY ACCOUN	Computer Check	10/7/2022	10/7/2022	\$9,747.59	10-101511-000-000	SunTrust A/P -9646	\$0.00	\$9,747.59
	52290		Posted					
HUTCHENS PETROLEUM	Computer Check	10/7/2022	10/7/2022	\$1,219.96	10-101511-000-000	SunTrust A/P -9646	\$0.00	\$1,219.96
	52291		Posted					
INTERSTATE BATTERIES OF RALEI	Computer Check	10/7/2022	10/7/2022	\$237.26	10-101511-000-000	SunTrust A/P -9646	\$0.00	\$237.26
	52292		Posted					
ANTHONY JACKSON	Computer Check	10/7/2022	10/7/2022	\$175.00	10-101511-000-000	SunTrust A/P -9646	\$0.00	\$175.00
	52293		Posted					
RICHARD ERNESTO JIMENEZ	Computer Check	10/7/2022	10/7/2022	\$750.00	10-101511-000-000	SunTrust A/P -9646	\$0.00	\$750.00
	52294		Posted					
PARAGON READY SERVICES LLC	Computer Check	10/7/2022	10/7/2022	\$775.00	10-101511-000-000	SunTrust A/P -9646	\$0.00	\$775.00
	52295		Posted					
JONES & FRANK	Computer Check	10/7/2022	10/7/2022	\$826.06	10-101511-000-000	SunTrust A/P -9646	\$0.00	\$826.06
	52296		Posted					
L JAMAL WALTON	Computer Check	10/7/2022	10/7/2022	\$300.00	10-101511-000-000	SunTrust A/P -9646	\$0.00	\$300.00
	52297		Posted					
LUMINATOR HOLDING LP	Computer Check	10/7/2022	10/7/2022	\$557.46	10-101511-000-000	SunTrust A/P -9646	\$0.00	\$557.46
	52298		Posted					
MATTHEW JOHN MALASPINA	Computer Check	10/7/2022	10/7/2022	\$200.00	10-101511-000-000	SunTrust A/P -9646	\$0.00	\$200.00
	52299		Posted					
MHC KENWORTH	Computer Check	10/7/2022	10/7/2022	\$9,269.56	10-101511-000-000	SunTrust A/P -9646	\$0.00	\$9,269.56
	52300		Posted					
MOHAWK MFG & SUPPLY CO.	Computer Check	10/7/2022	10/7/2022	\$2,464.20	10-101511-000-000	SunTrust A/P -9646	\$0.00	\$2,464.20
	52301		Posted					
NC DIVISION OF MOTOR VEHICLES	Computer Check	10/7/2022	10/7/2022	\$125.00	10-101511-000-000	SunTrust A/P -9646	\$0.00	\$125.00
	52302		Posted					
NOBLE OIL SERVICES INC.	Computer Check	10/7/2022	10/7/2022	\$408.50	10-101511-000-000	SunTrust A/P -9646	\$0.00	\$408.50
	52303		Posted					
ORKIN PEST CONTROL	Computer Check	10/7/2022	10/7/2022	\$170.00	10-101511-000-000	SunTrust A/P -9646	\$0.00	\$170.00
	52304		Posted					
NATHANIEL S. PARKER	Computer Check	10/7/2022	10/7/2022	\$350.00	10-101511-000-000	SunTrust A/P -9646	\$0.00	\$350.00
	52305		Posted					
PINNACLE FIRE SYSTEMS INC	Computer Check	10/7/2022	10/7/2022	\$188.88	10-101511-000-000	SunTrust A/P -9646	\$0.00	\$188.88
	52306		Posted					
PUBLIC HARDWARE INC	Computer Check	10/7/2022	10/7/2022	\$145.40	10-101511-000-000	SunTrust A/P -9646	\$0.00	\$145.40
	52307		Posted					

GoDurham Cash Disbursement Journals

Payee	Trans. Type	Trans. No.	Trans. Dat	Post Date	Amount	Account Number	Account Description	Debit Amount	Credit Amount
				Post Status					
DILLON JOSEPH ROBINSON	Computer Check	52308	10/7/2022	10/7/2022	\$300.00	10-101511-000-000	SunTrust A/P -9646	\$0.00	\$300.00
				Posted			10-200001-000-000	Accounts Payable	\$300.00
SAFFELLE INC	Computer Check	52309	10/7/2022	10/7/2022	\$1,471.93	10-101511-000-000	SunTrust A/P -9646	\$0.00	\$1,471.93
				Posted			10-200001-000-000	Accounts Payable	\$1,471.93
DEBRA CAROL SMITH	Computer Check	52310	10/7/2022	10/7/2022	\$1,500.00	10-101511-000-000	SunTrust A/P -9646	\$0.00	\$1,500.00
				Posted			10-200001-000-000	Accounts Payable	\$1,500.00
CHARTER COMMUNICATIONS	Computer Check	52311	10/7/2022	10/7/2022	\$348.56	10-101511-000-000	SunTrust A/P -9646	\$0.00	\$348.56
				Posted			10-200001-000-000	Accounts Payable	\$348.56
PROFORMA T	Computer Check	52312	10/7/2022	10/7/2022	\$4,240.18	10-101511-000-000	SunTrust A/P -9646	\$0.00	\$4,240.18
				Posted			10-200001-000-000	Accounts Payable	\$4,240.18
STAPLES BUSINESS ADVANTAGE	Computer Check	52313	10/7/2022	10/7/2022	\$3,194.34	10-101511-000-000	SunTrust A/P -9646	\$0.00	\$3,194.34
				Posted			10-200001-000-000	Accounts Payable	\$3,194.34
JONATHAN MICHAEL STEWART	Computer Check	52314	10/7/2022	10/7/2022	\$950.00	10-101511-000-000	SunTrust A/P -9646	\$0.00	\$950.00
				Posted			10-200001-000-000	Accounts Payable	\$950.00
TRACTION	Computer Check	52315	10/7/2022	10/7/2022	\$3,929.77	10-101511-000-000	SunTrust A/P -9646	\$0.00	\$3,929.77
				Posted			10-200001-000-000	Accounts Payable	\$3,929.77
TRADESMASTERS SERVICES	Computer Check	52316	10/7/2022	10/7/2022	\$662.10	10-101511-000-000	SunTrust A/P -9646	\$0.00	\$662.10
				Posted			10-200001-000-000	Accounts Payable	\$662.10
THE TRANSIT & PARATRANSIT COM	Computer Check	52317	10/7/2022	10/7/2022	\$650.00	10-101511-000-000	SunTrust A/P -9646	\$0.00	\$650.00
				Posted			10-200001-000-000	Accounts Payable	\$650.00
TRI-CITY SIGNS & AWARDS	Computer Check	52318	10/7/2022	10/7/2022	\$64.50	10-101511-000-000	SunTrust A/P -9646	\$0.00	\$64.50
				Posted			10-200001-000-000	Accounts Payable	\$64.50
UNIFIRST CORPORATION	Computer Check	52319	10/7/2022	10/7/2022	\$2,716.38	10-101511-000-000	SunTrust A/P -9646	\$0.00	\$2,716.38
				Posted			10-200001-000-000	Accounts Payable	\$2,716.38
VERIZON CONNECT FLEET USA LL	Computer Check	52320	10/7/2022	10/7/2022	\$145.60	10-101511-000-000	SunTrust A/P -9646	\$0.00	\$145.60
				Posted			10-200001-000-000	Accounts Payable	\$145.60
WALKER AUTO STORES	Computer Check	52321	10/7/2022	10/7/2022	\$816.01	10-101511-000-000	SunTrust A/P -9646	\$0.00	\$816.01
				Posted			10-200001-000-000	Accounts Payable	\$816.01
KRISTIAN F. WHEELER	Computer Check	52322	10/7/2022	10/7/2022	\$1,700.00	10-101511-000-000	SunTrust A/P -9646	\$0.00	\$1,700.00
				Posted			10-200001-000-000	Accounts Payable	\$1,700.00
WRAL-FM MIX 101.5	Computer Check	52323	10/7/2022	10/7/2022	\$1,500.00	10-101511-000-000	SunTrust A/P -9646	\$0.00	\$1,500.00
				Posted			10-200001-000-000	Accounts Payable	\$1,500.00
ZONAR	Computer Check	52324	10/7/2022	10/7/2022	\$2.00	10-101511-000-000	SunTrust A/P -9646	\$0.00	\$2.00
				Posted			10-200001-000-000	Accounts Payable	\$2.00
A1 AUTO PARTS	Computer Check	52325	10/14/2022	10/14/2022	\$4.83	10-101511-000-000	SunTrust A/P -9646	\$0.00	\$4.83
				Posted			10-200001-000-000	Accounts Payable	\$4.83
A 1 LOCK & SAFE OF NORTH CAROLI	Computer Check	52326	10/14/2022	10/14/2022	\$19.24	10-101511-000-000	SunTrust A/P -9646	\$0.00	\$19.24
				Posted			10-200001-000-000	Accounts Payable	\$19.24

Cash Disbursement Journals

Payee	Trans. Type	Trans. No.	Trans. Dat	Post Date	Post Status	Amount	Account Number	Account Description	Debit Amount	Credit Amount
ABC COMPANIES	Computer Check	52327	10/14/2022	10/14/2022	Posted	\$2,322.73	10-101511-000-000 10-200001-000-000	SunTrust A/P -9646 Accounts Payable	\$0.00 \$2,322.73	\$2,322.73 \$0.00
MICHAEL ADAMS	Computer Check	52328	10/14/2022	10/14/2022	Posted	\$900.00	10-101511-000-000 10-200001-000-000	SunTrust A/P -9646 Accounts Payable	\$0.00 \$900.00	\$900.00 \$0.00
GREG ANDREA	Computer Check	52329	10/14/2022	10/14/2022	Posted	\$525.00	10-101511-000-000 10-200001-000-000	SunTrust A/P -9646 Accounts Payable	\$0.00 \$525.00	\$525.00 \$0.00
MARLIN SOFTWARE, LLC	Computer Check	52330	10/14/2022	10/14/2022	Posted	\$420.00	10-101511-000-000 10-200001-000-000	SunTrust A/P -9646 Accounts Payable	\$0.00 \$420.00	\$420.00 \$0.00
ARC3 GASES	Computer Check	52331	10/14/2022	10/14/2022	Posted	\$100.80	10-101511-000-000 10-200001-000-000	SunTrust A/P -9646 Accounts Payable	\$0.00 \$100.80	\$100.80 \$0.00
REGINALD BALDWIN	Computer Check	52332	10/14/2022	10/14/2022	Posted	\$367.57	10-101511-000-000 10-200001-000-000	SunTrust A/P -9646 Accounts Payable	\$0.00 \$367.57	\$367.57 \$0.00
WILLIAM SYLVESTER BANTON III	Computer Check	52333	10/14/2022	10/14/2022	Posted	\$300.00	10-101511-000-000 10-200001-000-000	SunTrust A/P -9646 Accounts Payable	\$0.00 \$300.00	\$300.00 \$0.00
WILLIE K. BARFIELD	Computer Check	52334	10/14/2022	10/14/2022	Posted	\$225.00	10-101511-000-000 10-200001-000-000	SunTrust A/P -9646 Accounts Payable	\$0.00 \$225.00	\$225.00 \$0.00
DOUGLAS BECKETT	Computer Check	52335	10/14/2022	10/14/2022	Posted	\$987.50	10-101511-000-000 10-200001-000-000	SunTrust A/P -9646 Accounts Payable	\$0.00 \$987.50	\$987.50 \$0.00
BRAME SPECIALTY COMPANY INC	Computer Check	52336	10/14/2022	10/14/2022	Posted	\$914.17	10-101511-000-000 10-200001-000-000	SunTrust A/P -9646 Accounts Payable	\$0.00 \$914.17	\$914.17 \$0.00
BUSINESS HEALTH SERVICES	Computer Check	52337	10/14/2022	10/14/2022	Posted	\$1,479.06	10-101511-000-000 10-200001-000-000	SunTrust A/P -9646 Accounts Payable	\$0.00 \$1,479.06	\$1,479.06 \$0.00
DAVID CARROLL	Computer Check	52338	10/14/2022	10/14/2022	Posted	\$300.00	10-101511-000-000 10-200001-000-000	SunTrust A/P -9646 Accounts Payable	\$0.00 \$300.00	\$300.00 \$0.00
BROCK E CHAMBERS	Computer Check	52339	10/14/2022	10/14/2022	Posted	\$300.00	10-101511-000-000 10-200001-000-000	SunTrust A/P -9646 Accounts Payable	\$0.00 \$300.00	\$300.00 \$0.00
CINTAS CORPORATION # 205	Computer Check	52340	10/14/2022	10/14/2022	Posted	\$818.70	10-101511-000-000 10-200001-000-000	SunTrust A/P -9646 Accounts Payable	\$0.00 \$818.70	\$818.70 \$0.00
CITY OF DURHAM WATER & SEWE	Computer Check	52341	10/14/2022	10/14/2022	Posted	\$1,925.35	10-101511-000-000 10-200001-000-000	SunTrust A/P -9646 Accounts Payable	\$0.00 \$1,925.35	\$1,925.35 \$0.00
COMMERCIAL LIGHTING COMPAN	Computer Check	52342	10/14/2022	10/14/2022	Posted	\$1,194.22	10-101511-000-000 10-200001-000-000	SunTrust A/P -9646 Accounts Payable	\$0.00 \$1,194.22	\$1,194.22 \$0.00
COMTECH NETWORK SOLUTIONS	Computer Check	52343	10/14/2022	10/14/2022	Posted	\$4,502.45	10-101511-000-000 10-200001-000-000	SunTrust A/P -9646 Accounts Payable	\$0.00 \$4,502.45	\$4,502.45 \$0.00
CONTINENTAL TIRE THE AMERICA	Computer Check	52344	10/14/2022	10/14/2022	Posted	\$734.22	10-101511-000-000 10-200001-000-000	SunTrust A/P -9646 Accounts Payable	\$0.00 \$734.22	\$734.22 \$0.00
MORRIS COOK	Computer Check	52345	10/14/2022	10/14/2022	Posted	\$135.36	10-101511-000-000 10-200001-000-000	SunTrust A/P -9646 Accounts Payable	\$0.00 \$135.36	\$135.36 \$0.00

Cash Disbursement Journals

Payee	Trans. Type	Trans. No.	Trans. Dat	Post Date	Post Status	Amount	Account Number	Account Description	Debit Amount	Credit Amount
COUCH OIL COMPANY OF DURHA	Computer Check	52346	10/14/2022	10/14/2022		\$81.00	10-101511-000-000	SunTrust A/P -9646	\$0.00	\$81.00
				Posted			10-200001-000-000	Accounts Payable	\$81.00	\$0.00
DUDLEY RAY CREECH JR.	Computer Check	52347	10/14/2022	10/14/2022		\$300.00	10-101511-000-000	SunTrust A/P -9646	\$0.00	\$300.00
				Posted			10-200001-000-000	Accounts Payable	\$300.00	\$0.00
CROSS SYSTEMS INC.	Computer Check	52348	10/14/2022	10/14/2022		\$5,338.77	10-101511-000-000	SunTrust A/P -9646	\$0.00	\$5,338.77
				Posted			10-200001-000-000	Accounts Payable	\$5,338.77	\$0.00
CUMMINS ATLANTIC LLC	Computer Check	52349	10/14/2022	10/14/2022		\$318.29	10-101511-000-000	SunTrust A/P -9646	\$0.00	\$318.29
				Posted			10-200001-000-000	Accounts Payable	\$318.29	\$0.00
COURTNEY C. DAVIS	Computer Check	52350	10/14/2022	10/14/2022		\$1,000.00	10-101511-000-000	SunTrust A/P -9646	\$0.00	\$1,000.00
				Posted			10-200001-000-000	Accounts Payable	\$1,000.00	\$0.00
DIESEL EQUIPMENT CO INC	Computer Check	52351	10/14/2022	10/14/2022		\$3,100.30	10-101511-000-000	SunTrust A/P -9646	\$0.00	\$3,100.30
				Posted			10-200001-000-000	Accounts Payable	\$3,100.30	\$0.00
DRAGONFLY POND WORKS	Computer Check	52352	10/14/2022	10/14/2022		\$310.00	10-101511-000-000	SunTrust A/P -9646	\$0.00	\$310.00
				Posted			10-200001-000-000	Accounts Payable	\$310.00	\$0.00
FASTENAL	Computer Check	52353	10/14/2022	10/14/2022		\$2,540.07	10-101511-000-000	SunTrust A/P -9646	\$0.00	\$2,540.07
				Posted			10-200001-000-000	Accounts Payable	\$2,540.07	\$0.00
FASTMED URGENT CARE	Computer Check	52354	10/14/2022	10/14/2022		\$1,785.00	10-101511-000-000	SunTrust A/P -9646	\$0.00	\$1,785.00
				Posted			10-200001-000-000	Accounts Payable	\$1,785.00	\$0.00
FLEETPRIDE	Computer Check	52355	10/14/2022	10/14/2022		\$1,700.22	10-101511-000-000	SunTrust A/P -9646	\$0.00	\$1,700.22
				Posted			10-200001-000-000	Accounts Payable	\$1,700.22	\$0.00
FRONTIER COMMUNICATIONS	Computer Check	52356	10/14/2022	10/14/2022		\$36.98	10-101511-000-000	SunTrust A/P -9646	\$0.00	\$36.98
				Posted			10-200001-000-000	Accounts Payable	\$36.98	\$0.00
FRONTIER COMMUNICATIONS	Computer Check	52357	10/14/2022	10/14/2022		\$91.64	10-101511-000-000	SunTrust A/P -9646	\$0.00	\$91.64
				Posted			10-200001-000-000	Accounts Payable	\$91.64	\$0.00
GALLS, LLC	Computer Check	52358	10/14/2022	10/14/2022		\$4,934.96	10-101511-000-000	SunTrust A/P -9646	\$0.00	\$4,934.96
				Posted			10-200001-000-000	Accounts Payable	\$4,934.96	\$0.00
GALLS, LLC	Computer Check	52359	10/14/2022	10/14/2022		\$904.59	10-101511-000-000	SunTrust A/P -9646	\$0.00	\$904.59
				Posted			10-200001-000-000	Accounts Payable	\$904.59	\$0.00
DANIEL D EDDINGER II	Computer Check	52360	10/14/2022	10/14/2022		\$4,000.00	10-101511-000-000	SunTrust A/P -9646	\$0.00	\$4,000.00
				Posted			10-200001-000-000	Accounts Payable	\$4,000.00	\$0.00
GILLIG LLC	Computer Check	52361	10/14/2022	10/14/2022		\$29,771.76	10-101511-000-000	SunTrust A/P -9646	\$0.00	\$29,771.76
				Posted			10-200001-000-000	Accounts Payable	\$29,771.76	\$0.00
GRAINGER	Computer Check	52362	10/14/2022	10/14/2022		\$1,993.22	10-101511-000-000	SunTrust A/P -9646	\$0.00	\$1,993.22
				Posted			10-200001-000-000	Accounts Payable	\$1,993.22	\$0.00
DONALD NEAL HALL	Computer Check	52363	10/14/2022	10/14/2022		\$300.00	10-101511-000-000	SunTrust A/P -9646	\$0.00	\$300.00
				Posted			10-200001-000-000	Accounts Payable	\$300.00	\$0.00
FEDERICK L. HARRIS	Computer Check	52364	10/14/2022	10/14/2022		\$1,450.00	10-101511-000-000	SunTrust A/P -9646	\$0.00	\$1,450.00
				Posted			10-200001-000-000	Accounts Payable	\$1,450.00	\$0.00

GoDurham Cash Disbursement Journals

Payee	Trans. Type	Trans. No.	Trans. Dat	Post Date	Amount	Account Number	Account Description	Debit Amount	Credit Amount
				Post Status					
MATRICE HENDERSON	Computer Check	52365	10/14/2022	10/14/2022	\$850.00	10-101511-000-000	SunTrust A/P -9646	\$0.00	\$850.00
				Posted			10-200001-000-000	Accounts Payable	\$850.00
HUTCHENS PETROLEUM	Computer Check	52366	10/14/2022	10/14/2022	\$1,262.50	10-101511-000-000	SunTrust A/P -9646	\$0.00	\$1,262.50
				Posted			10-200001-000-000	Accounts Payable	\$1,262.50
ANTHONY JACKSON	Computer Check	52367	10/14/2022	10/14/2022	\$225.00	10-101511-000-000	SunTrust A/P -9646	\$0.00	\$225.00
				Posted			10-200001-000-000	Accounts Payable	\$225.00
RICHARD ERNESTO JIMENEZ	Computer Check	52368	10/14/2022	10/14/2022	\$1,825.00	10-101511-000-000	SunTrust A/P -9646	\$0.00	\$1,825.00
				Posted			10-200001-000-000	Accounts Payable	\$1,825.00
JOHNS TOWING & RECOVERY	Computer Check	52369	10/14/2022	10/14/2022	\$742.50	10-101511-000-000	SunTrust A/P -9646	\$0.00	\$742.50
				Posted			10-200001-000-000	Accounts Payable	\$742.50
JOSEPH BRIAN KING	Computer Check	52370	10/14/2022	10/14/2022	\$300.00	10-101511-000-000	SunTrust A/P -9646	\$0.00	\$300.00
				Posted			10-200001-000-000	Accounts Payable	\$300.00
LOOMIS FARGO & CO	Computer Check	52371	10/14/2022	10/14/2022	\$84.65	10-101511-000-000	SunTrust A/P -9646	\$0.00	\$84.65
				Posted			10-200001-000-000	Accounts Payable	\$84.65
MATTHEW JOHN MALASPINA	Computer Check	52372	10/14/2022	10/14/2022	\$500.00	10-101511-000-000	SunTrust A/P -9646	\$0.00	\$500.00
				Posted			10-200001-000-000	Accounts Payable	\$500.00
MHC KENWORTH	Computer Check	52373	10/14/2022	10/14/2022	\$20,462.76	10-101511-000-000	SunTrust A/P -9646	\$0.00	\$20,462.76
				Posted			10-200001-000-000	Accounts Payable	\$20,462.76
DOUGLAS MIDDLETON	Computer Check	52374	10/14/2022	10/14/2022	\$341.44	10-101511-000-000	SunTrust A/P -9646	\$0.00	\$341.44
				Posted			10-200001-000-000	Accounts Payable	\$341.44
MILLER ELECTRIC COMPANY	Computer Check	52375	10/14/2022	10/14/2022	\$5,611.49	10-101511-000-000	SunTrust A/P -9646	\$0.00	\$5,611.49
				Posted			10-200001-000-000	Accounts Payable	\$5,611.49
MOHAWK MFG & SUPPLY CO.	Computer Check	52376	10/14/2022	10/14/2022	\$1,332.21	10-101511-000-000	SunTrust A/P -9646	\$0.00	\$1,332.21
				Posted			10-200001-000-000	Accounts Payable	\$1,332.21
NATIONAL COATINGS & SUPPLIES	Computer Check	52377	10/14/2022	10/14/2022	\$162.14	10-101511-000-000	SunTrust A/P -9646	\$0.00	\$162.14
				Posted			10-200001-000-000	Accounts Payable	\$162.14
ORKIN PEST CONTROL	Computer Check	52378	10/14/2022	10/14/2022	\$675.72	10-101511-000-000	SunTrust A/P -9646	\$0.00	\$675.72
				Posted			10-200001-000-000	Accounts Payable	\$675.72
ADAM RICHARD OSBORNE	Computer Check	52379	10/14/2022	10/14/2022	\$725.00	10-101511-000-000	SunTrust A/P -9646	\$0.00	\$725.00
				Posted			10-200001-000-000	Accounts Payable	\$725.00
NATHANIEL S. PARKER	Computer Check	52380	10/14/2022	10/14/2022	\$425.00	10-101511-000-000	SunTrust A/P -9646	\$0.00	\$425.00
				Posted			10-200001-000-000	Accounts Payable	\$425.00
MICHAEL ROBERT HAVLIN	Computer Check	52381	10/14/2022	10/14/2022	\$13,340.51	10-101511-000-000	SunTrust A/P -9646	\$0.00	\$13,340.51
				Posted			10-200001-000-000	Accounts Payable	\$13,340.51
PLATINUM DOOR SERVICES, LLC	Computer Check	52382	10/14/2022	10/14/2022	\$1,286.88	10-101511-000-000	SunTrust A/P -9646	\$0.00	\$1,286.88
				Posted			10-200001-000-000	Accounts Payable	\$1,286.88
TRANSAXLE, LLC	Computer Check	52383	10/14/2022	10/14/2022	\$4,923.95	10-101511-000-000	SunTrust A/P -9646	\$0.00	\$4,923.95
				Posted			10-200001-000-000	Accounts Payable	\$4,923.95

GoDurham Cash Disbursement Journals

Payee	Trans. Type Trans. No.	Trans. Dat	Post Date Post Status	Amount	Account Number	Account Description	Debit Amount	Credit Amount
PUBLIC HARDWARE INC	Computer Check 52384	10/14/2022	10/14/2022	\$76.10	10-101511-000-000	SunTrust A/P -9646	\$0.00	\$76.10
			Posted		10-200001-000-000	Accounts Payable	\$76.10	\$0.00
BRIANNA NICOLE REECE	Computer Check 52385	10/14/2022	10/14/2022	\$141.85	10-101511-000-000	SunTrust A/P -9646	\$0.00	\$141.85
			Posted		10-200001-000-000	Accounts Payable	\$141.85	\$0.00
DILLON JOSEPH ROBINSON	Computer Check 52386	10/14/2022	10/14/2022	\$1,075.00	10-101511-000-000	SunTrust A/P -9646	\$0.00	\$1,075.00
			Posted		10-200001-000-000	Accounts Payable	\$1,075.00	\$0.00
SAF GARD SAFETY SHOE COMPAN	Computer Check 52387	10/14/2022	10/14/2022	\$284.95	10-101511-000-000	SunTrust A/P -9646	\$0.00	\$284.95
			Posted		10-200001-000-000	Accounts Payable	\$284.95	\$0.00
SAFE-T-WORKS, INC	Computer Check 52388	10/14/2022	10/14/2022	\$1,178.55	10-101511-000-000	SunTrust A/P -9646	\$0.00	\$1,178.55
			Posted		10-200001-000-000	Accounts Payable	\$1,178.55	\$0.00
SAFFELLE INC	Computer Check 52389	10/14/2022	10/14/2022	\$1,471.93	10-101511-000-000	SunTrust A/P -9646	\$0.00	\$1,471.93
			Posted		10-200001-000-000	Accounts Payable	\$1,471.93	\$0.00
SHARP BUSINESS SYSTEMS	Computer Check 52390	10/14/2022	10/14/2022	\$21.45	10-101511-000-000	SunTrust A/P -9646	\$0.00	\$21.45
			Posted		10-200001-000-000	Accounts Payable	\$21.45	\$0.00
SHARP BUSINESS SYSTEMS	Computer Check 52391	10/14/2022	10/14/2022	\$30.24	10-101511-000-000	SunTrust A/P -9646	\$0.00	\$30.24
			Posted		10-200001-000-000	Accounts Payable	\$30.24	\$0.00
SHERWIN-WILLIAMS	Computer Check 52392	10/14/2022	10/14/2022	\$67.97	10-101511-000-000	SunTrust A/P -9646	\$0.00	\$67.97
			Posted		10-200001-000-000	Accounts Payable	\$67.97	\$0.00
DEBRA CAROL SMITH	Computer Check 52393	10/14/2022	10/14/2022	\$1,000.00	10-101511-000-000	SunTrust A/P -9646	\$0.00	\$1,000.00
			Posted		10-200001-000-000	Accounts Payable	\$1,000.00	\$0.00
PROFORMA T	Computer Check 52394	10/14/2022	10/14/2022	\$3,070.16	10-101511-000-000	SunTrust A/P -9646	\$0.00	\$3,070.16
			Posted		10-200001-000-000	Accounts Payable	\$3,070.16	\$0.00
JONATHAN MICHAEL STEWART	Computer Check 52395	10/14/2022	10/14/2022	\$1,100.00	10-101511-000-000	SunTrust A/P -9646	\$0.00	\$1,100.00
			Posted		10-200001-000-000	Accounts Payable	\$1,100.00	\$0.00
TRACTION	Computer Check 52396	10/14/2022	10/14/2022	\$825.38	10-101511-000-000	SunTrust A/P -9646	\$0.00	\$825.38
			Posted		10-200001-000-000	Accounts Payable	\$825.38	\$0.00
SWIFTLY, INC	Computer Check 52397	10/14/2022	10/14/2022	\$26,948.25	10-101511-000-000	SunTrust A/P -9646	\$0.00	\$26,948.25
			Posted		10-200001-000-000	Accounts Payable	\$26,948.25	\$0.00
TELEPATHIC GRAPHICS INC	Computer Check 52398	10/14/2022	10/14/2022	\$168.51	10-101511-000-000	SunTrust A/P -9646	\$0.00	\$168.51
			Posted		10-200001-000-000	Accounts Payable	\$168.51	\$0.00
THE TRAVELERS INDEMNITY COMP	Computer Check 52399	10/14/2022	10/14/2022	\$256.20	10-101511-000-000	SunTrust A/P -9646	\$0.00	\$256.20
			Posted		10-200001-000-000	Accounts Payable	\$256.20	\$0.00
UNIFIRST CORPORATION	Computer Check 52400	10/14/2022	10/14/2022	\$2,904.39	10-101511-000-000	SunTrust A/P -9646	\$0.00	\$2,904.39
			Posted		10-200001-000-000	Accounts Payable	\$2,904.39	\$0.00
TRIANGLE AREA LANDSCAPE MANA	Computer Check 52401	10/14/2022	10/14/2022	\$3,326.00	10-101511-000-000	SunTrust A/P -9646	\$0.00	\$3,326.00
			Posted		10-200001-000-000	Accounts Payable	\$3,326.00	\$0.00
WALKER AUTO STORES	Computer Check 52402	10/14/2022	10/14/2022	\$335.34	10-101511-000-000	SunTrust A/P -9646	\$0.00	\$335.34
			Posted		10-200001-000-000	Accounts Payable	\$335.34	\$0.00

GoDurham Cash Disbursement Journals

Payee	Trans. Type	Trans. Dat	Post Date	Amount	Account Number	Account Description	Debit Amount	Credit Amount
	Trans. No.		Post Status					
KRISTIAN F. WHEELER	Computer Check	10/14/2022	10/14/2022	\$700.00	10-101511-000-000	SunTrust A/P -9646	\$0.00	\$700.00
	52403		Posted					
YOUNG MOORE AND HENDERSON,	Computer Check	10/14/2022	10/14/2022	\$2,586.50	10-101511-000-000	SunTrust A/P -9646	\$0.00	\$2,586.50
	52404		Posted					
ZEP MANUFACTURING COMPANY	Computer Check	10/14/2022	10/14/2022	\$320.27	10-101511-000-000	SunTrust A/P -9646	\$0.00	\$320.27
	52405		Posted					
A1 AUTO PARTS	Computer Check	10/21/2022	10/21/2022	\$27.39	10-101511-000-000	SunTrust A/P -9646	\$0.00	\$27.39
	52406		Posted					
MICHAEL ADAMS	Computer Check	10/21/2022	10/21/2022	\$300.00	10-101511-000-000	SunTrust A/P -9646	\$0.00	\$300.00
	52407		Posted					
AMAZON CAPITAL SERVICES	Computer Check	10/21/2022	10/21/2022	\$880.43	10-101511-000-000	SunTrust A/P -9646	\$0.00	\$880.43
	52408		Posted					
GREG ANDREA	Computer Check	10/21/2022	10/21/2022	\$925.00	10-101511-000-000	SunTrust A/P -9646	\$0.00	\$925.00
	52409		Posted					
ARC3 GASES	Computer Check	10/21/2022	10/21/2022	\$214.59	10-101511-000-000	SunTrust A/P -9646	\$0.00	\$214.59
	52410		Posted					
WILLIE K. BARFIELD	Computer Check	10/21/2022	10/21/2022	\$550.00	10-101511-000-000	SunTrust A/P -9646	\$0.00	\$550.00
	52411		Posted					
DOUGLAS BECKETT	Computer Check	10/21/2022	10/21/2022	\$900.00	10-101511-000-000	SunTrust A/P -9646	\$0.00	\$900.00
	52412		Posted					
BROWN BROTHERS PLUMBING	Computer Check	10/21/2022	10/21/2022	\$590.00	10-101511-000-000	SunTrust A/P -9646	\$0.00	\$590.00
	52413		Posted					
CINTAS CORPORATION # 205	Computer Check	10/21/2022	10/21/2022	\$409.35	10-101511-000-000	SunTrust A/P -9646	\$0.00	\$409.35
	52414		Posted					
CLEARSTAR, INC	Computer Check	10/21/2022	10/21/2022	\$1,905.45	10-101511-000-000	SunTrust A/P -9646	\$0.00	\$1,905.45
	52415		Posted					
COMTECH NETWORK SOLUTIONS	Computer Check	10/21/2022	10/21/2022	\$322.50	10-101511-000-000	SunTrust A/P -9646	\$0.00	\$322.50
	52416		Posted					
CONTINENTAL TIRE THE AMERICA	Computer Check	10/21/2022	10/21/2022	\$311.23	10-101511-000-000	SunTrust A/P -9646	\$0.00	\$311.23
	52417		Posted					
BOBBY L. CRABTREE	Computer Check	10/21/2022	10/21/2022	\$525.00	10-101511-000-000	SunTrust A/P -9646	\$0.00	\$525.00
	52418		Posted					
DUDLEY RAY CREECH JR.	Computer Check	10/21/2022	10/21/2022	\$550.00	10-101511-000-000	SunTrust A/P -9646	\$0.00	\$550.00
	52419		Posted					
CROSS SYSTEMS INC.	Computer Check	10/21/2022	10/21/2022	\$1,415.56	10-101511-000-000	SunTrust A/P -9646	\$0.00	\$1,415.56
	52420		Posted					
CURVED GLASS DISTRIBUTORS	Computer Check	10/21/2022	10/21/2022	\$2,120.00	10-101511-000-000	SunTrust A/P -9646	\$0.00	\$2,120.00
	52421		Posted					

GoDurham Cash Disbursement Journals

Payee	Trans. Type Trans. No.	Trans. Dat	Post Date Post Status	Amount	Account Number	Account Description	Debit Amount	Credit Amount
AUSTIN HUNTER DAVIS	Computer Check 52422	10/21/2022	10/21/2022 Posted	\$300.00	10-101511-000-000 10-200001-000-000	SunTrust A/P -9646 Accounts Payable	\$0.00 \$300.00	\$300.00 \$0.00
COURTNEY C. DAVIS	Computer Check 52423	10/21/2022	10/21/2022 Posted	\$300.00	10-101511-000-000 10-200001-000-000	SunTrust A/P -9646 Accounts Payable	\$0.00 \$300.00	\$300.00 \$0.00
DIESEL EQUIPMENT CO INC	Computer Check 52424	10/21/2022	10/21/2022 Posted	\$4,592.27	10-101511-000-000 10-200001-000-000	SunTrust A/P -9646 Accounts Payable	\$0.00 \$4,592.27	\$4,592.27 \$0.00
DOMINION ENERGY	Computer Check 52425	10/21/2022	10/21/2022 Posted	\$3,397.12	10-101511-000-000 10-200001-000-000	SunTrust A/P -9646 Accounts Payable	\$0.00 \$3,397.12	\$3,397.12 \$0.00
DOMINION ENERGY	Computer Check 52426	10/21/2022	10/21/2022 Posted	\$1,934.34	10-101511-000-000 10-200001-000-000	SunTrust A/P -9646 Accounts Payable	\$0.00 \$1,934.34	\$1,934.34 \$0.00
DRAGONFLY POND WORKS	Computer Check 52427	10/21/2022	10/21/2022 Posted	\$184.00	10-101511-000-000 10-200001-000-000	SunTrust A/P -9646 Accounts Payable	\$0.00 \$184.00	\$184.00 \$0.00
DUKE ENERGY	Computer Check 52428	10/21/2022	10/21/2022 Posted	\$55.72	10-101511-000-000 10-200001-000-000	SunTrust A/P -9646 Accounts Payable	\$0.00 \$55.72	\$55.72 \$0.00
DUKE ENERGY	Computer Check 52429	10/21/2022	10/21/2022 Posted	\$5,937.95	10-101511-000-000 10-200001-000-000	SunTrust A/P -9646 Accounts Payable	\$0.00 \$5,937.95	\$5,937.95 \$0.00
DUKE ENERGY	Computer Check 52430	10/21/2022	10/21/2022 Posted	\$478.47	10-101511-000-000 10-200001-000-000	SunTrust A/P -9646 Accounts Payable	\$0.00 \$478.47	\$478.47 \$0.00
ELITE DRIVING SCHOOL, LLC	Computer Check 52431	10/21/2022	10/21/2022 Posted	\$1,000.00	10-101511-000-000 10-200001-000-000	SunTrust A/P -9646 Accounts Payable	\$0.00 \$1,000.00	\$1,000.00 \$0.00
ERIN R ELLERMAN	Computer Check 52432	10/21/2022	10/21/2022 Posted	\$200.00	10-101511-000-000 10-200001-000-000	SunTrust A/P -9646 Accounts Payable	\$0.00 \$200.00	\$200.00 \$0.00
RANDAL CHANCE EVANS	Computer Check 52433	10/21/2022	10/21/2022 Posted	\$750.00	10-101511-000-000 10-200001-000-000	SunTrust A/P -9646 Accounts Payable	\$0.00 \$750.00	\$750.00 \$0.00
FASTER ASSET SOLUTIONS	Computer Check 52435	10/21/2022	10/21/2022 Posted	\$58.76	10-101511-000-000 10-200001-000-000	SunTrust A/P -9646 Accounts Payable	\$0.00 \$58.76	\$58.76 \$0.00
FIRST TRANSIT INC	Computer Check 52436	10/21/2022	10/21/2022 Posted	\$2,657.84	10-101511-000-000 10-200001-000-000	SunTrust A/P -9646 Accounts Payable	\$0.00 \$2,657.84	\$2,657.84 \$0.00
FIRST TRANSIT INC	Computer Check 52437	10/21/2022	10/21/2022 Posted	\$2,798.00	10-101511-000-000 10-200001-000-000	SunTrust A/P -9646 Accounts Payable	\$0.00 \$2,798.00	\$2,798.00 \$0.00
G & W EQUIPMENT, INC.	Computer Check 52438	10/21/2022	10/21/2022 Posted	\$1,277.22	10-101511-000-000 10-200001-000-000	SunTrust A/P -9646 Accounts Payable	\$0.00 \$1,277.22	\$1,277.22 \$0.00
GALLS, LLC	Computer Check 52439	10/21/2022	10/21/2022 Posted	\$2,391.74	10-101511-000-000 10-200001-000-000	SunTrust A/P -9646 Accounts Payable	\$0.00 \$2,391.74	\$2,391.74 \$0.00
BENJAMIN LAWRENCE GARTH	Computer Check 52440	10/21/2022	10/21/2022 Posted	\$700.00	10-101511-000-000 10-200001-000-000	SunTrust A/P -9646 Accounts Payable	\$0.00 \$700.00	\$700.00 \$0.00
GILLIG LLC	Computer Check 52441	10/21/2022	10/21/2022 Posted	\$4,542.74	10-101511-000-000 10-200001-000-000	SunTrust A/P -9646 Accounts Payable	\$0.00 \$4,542.74	\$4,542.74 \$0.00

Cash Disbursement Journals

Payee	Trans. Type	Trans. Dat	Post Date	Amount	Account Number	Account Description	Debit Amount	Credit Amount
	Trans. No.		Post Status					
GRAINGER	Computer Check	10/21/2022	10/21/2022	\$1,555.31	10-101511-000-000	SunTrust A/P -9646	\$0.00	\$1,555.31
	52442		Posted					
RONALD JOSEPH GUARDINO JR	Computer Check	10/21/2022	10/21/2022	\$325.00	10-101511-000-000	SunTrust A/P -9646	\$0.00	\$325.00
	52443		Posted					
DONALD NEAL HALL	Computer Check	10/21/2022	10/21/2022	\$600.00	10-101511-000-000	SunTrust A/P -9646	\$0.00	\$600.00
	52444		Posted					
FEDERICK L. HARRIS	Computer Check	10/21/2022	10/21/2022	\$1,100.00	10-101511-000-000	SunTrust A/P -9646	\$0.00	\$1,100.00
	52445		Posted					
MATRICE HENDERSON	Computer Check	10/21/2022	10/21/2022	\$400.00	10-101511-000-000	SunTrust A/P -9646	\$0.00	\$400.00
	52446		Posted					
JCM AND ASSOCIATES, INC	Computer Check	10/21/2022	10/21/2022	\$160.36	10-101511-000-000	SunTrust A/P -9646	\$0.00	\$160.36
	52447		Posted					
PARAGON READY SERVICES LLC	Computer Check	10/21/2022	10/21/2022	\$1,975.00	10-101511-000-000	SunTrust A/P -9646	\$0.00	\$1,975.00
	52448		Posted					
JOHNS TOWING & RECOVERY	Computer Check	10/21/2022	10/21/2022	\$440.00	10-101511-000-000	SunTrust A/P -9646	\$0.00	\$440.00
	52449		Posted					
JOSEPH BRIAN KING	Computer Check	10/21/2022	10/21/2022	\$300.00	10-101511-000-000	SunTrust A/P -9646	\$0.00	\$300.00
	52450		Posted					
MATTHEW JOHN MALASPINA	Computer Check	10/21/2022	10/21/2022	\$1,425.00	10-101511-000-000	SunTrust A/P -9646	\$0.00	\$1,425.00
	52451		Posted					
MHC KENWORTH	Computer Check	10/21/2022	10/21/2022	\$14,203.57	10-101511-000-000	SunTrust A/P -9646	\$0.00	\$14,203.57
	52452		Posted					
NOBLE OIL SERVICES INC.	Computer Check	10/21/2022	10/21/2022	\$607.38	10-101511-000-000	SunTrust A/P -9646	\$0.00	\$607.38
	52453		Posted					
ORKIN PEST CONTROL	Computer Check	10/21/2022	10/21/2022	\$165.00	10-101511-000-000	SunTrust A/P -9646	\$0.00	\$165.00
	52454		Posted					
ADAM RICHARD OSBORNE	Computer Check	10/21/2022	10/21/2022	\$725.00	10-101511-000-000	SunTrust A/P -9646	\$0.00	\$725.00
	52455		Posted					
NATHANIEL S. PARKER	Computer Check	10/21/2022	10/21/2022	\$650.00	10-101511-000-000	SunTrust A/P -9646	\$0.00	\$650.00
	52456		Posted					
PERFORMANCE PRINT SERVICES	Computer Check	10/21/2022	10/21/2022	\$1,159.66	10-101511-000-000	SunTrust A/P -9646	\$0.00	\$1,159.66
	52457		Posted					
PERFORMANCE SPECIALTIES	Computer Check	10/21/2022	10/21/2022	\$551.26	10-101511-000-000	SunTrust A/P -9646	\$0.00	\$551.26
	52458		Posted					
PETRO CANADA AMERICA	Computer Check	10/21/2022	10/21/2022	\$7,152.37	10-101511-000-000	SunTrust A/P -9646	\$0.00	\$7,152.37
	52459		Posted					
PUBLIC HARDWARE INC	Computer Check	10/21/2022	10/21/2022	\$146.14	10-101511-000-000	SunTrust A/P -9646	\$0.00	\$146.14
	52460		Posted					

Cash Disbursement Journals

Payee	Trans. Type	Trans. No.	Trans. Dat	Post Date	Post Status	Amount	Account Number	Account Description	Debit Amount	Credit Amount
DILLON JOSEPH ROBINSON	Computer Check	52461	10/21/2022	10/21/2022		\$300.00	10-101511-000-000	SunTrust A/P -9646	\$0.00	\$300.00
				Posted			10-200001-000-000	Accounts Payable	\$300.00	\$0.00
KRISHA J. ROBINSON	Computer Check	52462	10/21/2022	10/21/2022		\$300.00	10-101511-000-000	SunTrust A/P -9646	\$0.00	\$300.00
				Posted			10-200001-000-000	Accounts Payable	\$300.00	\$0.00
SAF GARD SAFETY SHOE COMPAN	Computer Check	52463	10/21/2022	10/21/2022		\$189.98	10-101511-000-000	SunTrust A/P -9646	\$0.00	\$189.98
				Posted			10-200001-000-000	Accounts Payable	\$189.98	\$0.00
SAGEVIEW CONSULTING GROUP, L	Computer Check	52464	10/21/2022	10/21/2022		\$7,227.00	10-101511-000-000	SunTrust A/P -9646	\$0.00	\$7,227.00
				Posted			10-200001-000-000	Accounts Payable	\$7,227.00	\$0.00
DEBRA CAROL SMITH	Computer Check	52465	10/21/2022	10/21/2022		\$200.00	10-101511-000-000	SunTrust A/P -9646	\$0.00	\$200.00
				Posted			10-200001-000-000	Accounts Payable	\$200.00	\$0.00
MARIA GEORGETTA STEVENSON	Computer Check	52466	10/21/2022	10/21/2022		\$425.00	10-101511-000-000	SunTrust A/P -9646	\$0.00	\$425.00
				Posted			10-200001-000-000	Accounts Payable	\$425.00	\$0.00
JONATHAN MICHAEL STEWART	Computer Check	52467	10/21/2022	10/21/2022		\$1,212.50	10-101511-000-000	SunTrust A/P -9646	\$0.00	\$1,212.50
				Posted			10-200001-000-000	Accounts Payable	\$1,212.50	\$0.00
TRACTION	Computer Check	52468	10/21/2022	10/21/2022		\$2,547.45	10-101511-000-000	SunTrust A/P -9646	\$0.00	\$2,547.45
				Posted			10-200001-000-000	Accounts Payable	\$2,547.45	\$0.00
TELEPATHIC GRAPHICS INC	Computer Check	52469	10/21/2022	10/21/2022		\$217.92	10-101511-000-000	SunTrust A/P -9646	\$0.00	\$217.92
				Posted			10-200001-000-000	Accounts Payable	\$217.92	\$0.00
CHRISTOPHER BLAKE THOMPSON	Computer Check	52470	10/21/2022	10/21/2022		\$500.00	10-101511-000-000	SunTrust A/P -9646	\$0.00	\$500.00
				Posted			10-200001-000-000	Accounts Payable	\$500.00	\$0.00
TIAA COMMERCIAL FINANCE, INC	Computer Check	52471	10/21/2022	10/21/2022		\$758.37	10-101511-000-000	SunTrust A/P -9646	\$0.00	\$758.37
				Posted			10-200001-000-000	Accounts Payable	\$758.37	\$0.00
TRANSIT TALENT.COM LLC	Computer Check	52472	10/21/2022	10/21/2022		\$190.00	10-101511-000-000	SunTrust A/P -9646	\$0.00	\$190.00
				Posted			10-200001-000-000	Accounts Payable	\$190.00	\$0.00
UNIFIRST CORPORATION	Computer Check	52473	10/21/2022	10/21/2022		\$1,241.14	10-101511-000-000	SunTrust A/P -9646	\$0.00	\$1,241.14
				Posted			10-200001-000-000	Accounts Payable	\$1,241.14	\$0.00
URBAN TRANSPORTATION ASSOCI	Computer Check	52474	10/21/2022	10/21/2022		\$1,360.00	10-101511-000-000	SunTrust A/P -9646	\$0.00	\$1,360.00
				Posted			10-200001-000-000	Accounts Payable	\$1,360.00	\$0.00
VERIZON WIRELESS	Computer Check	52475	10/21/2022	10/21/2022		\$1,908.55	10-101511-000-000	SunTrust A/P -9646	\$0.00	\$1,908.55
				Posted			10-200001-000-000	Accounts Payable	\$1,908.55	\$0.00
VERIZON WIRELESS	Computer Check	52476	10/21/2022	10/21/2022		\$3,484.69	10-101511-000-000	SunTrust A/P -9646	\$0.00	\$3,484.69
				Posted			10-200001-000-000	Accounts Payable	\$3,484.69	\$0.00
WALKER AUTO STORES	Computer Check	52477	10/21/2022	10/21/2022		\$697.33	10-101511-000-000	SunTrust A/P -9646	\$0.00	\$697.33
				Posted			10-200001-000-000	Accounts Payable	\$697.33	\$0.00
YOUNG MOORE AND HENDERSON,	Computer Check	52478	10/21/2022	10/21/2022		\$3,701.00	10-101511-000-000	SunTrust A/P -9646	\$0.00	\$3,701.00
				Posted			10-200001-000-000	Accounts Payable	\$3,701.00	\$0.00
FASTENAL	Computer Check	52479	10/21/2022	10/21/2022		\$185.46	10-101511-000-000	SunTrust A/P -9646	\$0.00	\$185.46
				Posted			10-200001-000-000	Accounts Payable	\$185.46	\$0.00

Cash Disbursement Journals

Payee	Trans. Type	Trans. Dat	Post Date	Amount	Account Number	Account Description	Debit Amount	Credit Amount
	Trans. No.		Post Status					
A I LOCK & SAFE OF NORTH CAROLI	Computer Check	10/28/2022	10/28/2022	\$38.49	10-101511-000-000	SunTrust A/P -9646	\$0.00	\$38.49
	52480		Posted					
ABC COMPANIES	Computer Check	10/28/2022	10/28/2022	\$1,553.60	10-101511-000-000	SunTrust A/P -9646	\$0.00	\$1,553.60
	52481		Posted					
MICHAEL ADAMS	Computer Check	10/28/2022	10/28/2022	\$300.00	10-101511-000-000	SunTrust A/P -9646	\$0.00	\$300.00
	52482		Posted					
GREG ANDREA	Computer Check	10/28/2022	10/28/2022	\$1,950.00	10-101511-000-000	SunTrust A/P -9646	\$0.00	\$1,950.00
	52483		Posted					
ARC3 GASES	Computer Check	10/28/2022	10/28/2022	\$1,021.25	10-101511-000-000	SunTrust A/P -9646	\$0.00	\$1,021.25
	52484		Posted					
WILLIAM SYLVESTER BANTON III	Computer Check	10/28/2022	10/28/2022	\$200.00	10-101511-000-000	SunTrust A/P -9646	\$0.00	\$200.00
	52485		Posted					
DOUGLAS BECKETT	Computer Check	10/28/2022	10/28/2022	\$900.00	10-101511-000-000	SunTrust A/P -9646	\$0.00	\$900.00
	52486		Posted					
BRAME SPECIALTY COMPANY INC	Computer Check	10/28/2022	10/28/2022	\$467.64	10-101511-000-000	SunTrust A/P -9646	\$0.00	\$467.64
	52487		Posted					
CINTAS CORPORATION # 205	Computer Check	10/28/2022	10/28/2022	\$409.35	10-101511-000-000	SunTrust A/P -9646	\$0.00	\$409.35
	52488		Posted					
CLARK, CHRISTOPHER S.	Computer Check	10/28/2022	10/28/2022	\$110.00	10-101511-000-000	SunTrust A/P -9646	\$0.00	\$110.00
	52489		Posted					
CONTINENTAL TIRE THE AMERICA	Computer Check	10/28/2022	10/28/2022	\$2,896.94	10-101511-000-000	SunTrust A/P -9646	\$0.00	\$2,896.94
	52490		Posted					
BOBBY L. CRABTREE	Computer Check	10/28/2022	10/28/2022	\$525.00	10-101511-000-000	SunTrust A/P -9646	\$0.00	\$525.00
	52491		Posted					
DUDLEY RAY CREECH JR.	Computer Check	10/28/2022	10/28/2022	\$300.00	10-101511-000-000	SunTrust A/P -9646	\$0.00	\$300.00
	52492		Posted					
COURTNEY C. DAVIS	Computer Check	10/28/2022	10/28/2022	\$225.00	10-101511-000-000	SunTrust A/P -9646	\$0.00	\$225.00
	52493		Posted					
ENERGY AUTOMATION TECHNOLO	Computer Check	10/28/2022	10/28/2022	\$335.94	10-101511-000-000	SunTrust A/P -9646	\$0.00	\$335.94
	52494		Posted					
RANDAL CHANCE EVANS	Computer Check	10/28/2022	10/28/2022	\$300.00	10-101511-000-000	SunTrust A/P -9646	\$0.00	\$300.00
	52495		Posted					
FASTENAL	Computer Check	10/28/2022	10/28/2022	\$14,649.00	10-101511-000-000	SunTrust A/P -9646	\$0.00	\$14,649.00
	52496		Posted					
GALLS, LLC	Computer Check	10/28/2022	10/28/2022	\$2,413.15	10-101511-000-000	SunTrust A/P -9646	\$0.00	\$2,413.15
	52498		Posted					
DANIEL D EDDINGER II	Computer Check	10/28/2022	10/28/2022	\$2,000.00	10-101511-000-000	SunTrust A/P -9646	\$0.00	\$2,000.00
	52499		Posted					

Cash Disbursement Journals

Payee	Trans. Type	Trans. Dat	Post Date	Amount	Account Number	Account Description	Debit Amount	Credit Amount
	Trans. No.		Post Status					
BENJAMIN LAWRENCE GARTH	Computer Check	10/28/2022	10/28/2022	\$550.00	10-101511-000-000	SunTrust A/P -9646	\$0.00	\$550.00
	52500		Posted					
GILLIG LLC	Computer Check	10/28/2022	10/28/2022	\$1,365.92	10-101511-000-000	SunTrust A/P -9646	\$0.00	\$1,365.92
	52501		Posted					
DONALD NEAL HALL	Computer Check	10/28/2022	10/28/2022	\$300.00	10-101511-000-000	SunTrust A/P -9646	\$0.00	\$300.00
	52502		Posted					
FEDERICK L. HARRIS	Computer Check	10/28/2022	10/28/2022	\$1,150.00	10-101511-000-000	SunTrust A/P -9646	\$0.00	\$1,150.00
	52503		Posted					
MATRICE HENDERSON	Computer Check	10/28/2022	10/28/2022	\$350.00	10-101511-000-000	SunTrust A/P -9646	\$0.00	\$350.00
	52504		Posted					
HUTCHENS PETROLEUM	Computer Check	10/28/2022	10/28/2022	\$1,358.65	10-101511-000-000	SunTrust A/P -9646	\$0.00	\$1,358.65
	52505		Posted					
INSIGHT PUBLIC SECTOR, INC.	Computer Check	10/28/2022	10/28/2022	\$341.82	10-101511-000-000	SunTrust A/P -9646	\$0.00	\$341.82
	52506		Posted					
RICHARD ERNESTO JIMENEZ	Computer Check	10/28/2022	10/28/2022	\$2,037.50	10-101511-000-000	SunTrust A/P -9646	\$0.00	\$2,037.50
	52507		Posted					
LUMINATOR HOLDING LP	Computer Check	10/28/2022	10/28/2022	\$1,516.21	10-101511-000-000	SunTrust A/P -9646	\$0.00	\$1,516.21
	52508		Posted					
NICHOLAS JOSEPH LYNDE	Computer Check	10/28/2022	10/28/2022	\$312.50	10-101511-000-000	SunTrust A/P -9646	\$0.00	\$312.50
	52509		Posted					
MATTHEW JOHN MALASPINA	Computer Check	10/28/2022	10/28/2022	\$1,150.00	10-101511-000-000	SunTrust A/P -9646	\$0.00	\$1,150.00
	52510		Posted					
NOBLE OIL SERVICES INC.	Computer Check	10/28/2022	10/28/2022	\$450.00	10-101511-000-000	SunTrust A/P -9646	\$0.00	\$450.00
	52511		Posted					
NATHANIEL S. PARKER	Computer Check	10/28/2022	10/28/2022	\$425.00	10-101511-000-000	SunTrust A/P -9646	\$0.00	\$425.00
	52512		Posted					
SCOTT PENNICA	Computer Check	10/28/2022	10/28/2022	\$225.00	10-101511-000-000	SunTrust A/P -9646	\$0.00	\$225.00
	52513		Posted					
PERFORMANCE PRINT SERVICES	Computer Check	10/28/2022	10/28/2022	\$396.51	10-101511-000-000	SunTrust A/P -9646	\$0.00	\$396.51
	52514		Posted					
DILLON JOSEPH ROBINSON	Computer Check	10/28/2022	10/28/2022	\$1,150.00	10-101511-000-000	SunTrust A/P -9646	\$0.00	\$1,150.00
	52515		Posted					
DEBRA CAROL SMITH	Computer Check	10/28/2022	10/28/2022	\$1,075.00	10-101511-000-000	SunTrust A/P -9646	\$0.00	\$1,075.00
	52516		Posted					
MARIA GEORGETTA STEVENSON	Computer Check	10/28/2022	10/28/2022	\$200.00	10-101511-000-000	SunTrust A/P -9646	\$0.00	\$200.00
	52517		Posted					
JONATHAN MICHAEL STEWART	Computer Check	10/28/2022	10/28/2022	\$750.00	10-101511-000-000	SunTrust A/P -9646	\$0.00	\$750.00
	52518		Posted					

GoDurham Cash Disbursement Journals

Payee	Trans. Type	Trans. Dat	Post Date	Amount	Account Number	Account Description	Debit Amount	Credit Amount
	Trans. No.		Post Status					
TEMPERATURE CONTROL SOLUTI	Computer Check	10/28/2022	10/28/2022	\$1,244.71	10-101511-000-000	SunTrust A/P -9646	\$0.00	\$1,244.71
	52519		Posted		10-200001-000-000	Accounts Payable	\$1,244.71	\$0.00
CHRISTOPHER BLAKE THOMPSON	Computer Check	10/28/2022	10/28/2022	\$500.00	10-101511-000-000	SunTrust A/P -9646	\$0.00	\$500.00
	52520		Posted		10-200001-000-000	Accounts Payable	\$500.00	\$0.00
UNIFIRST CORPORATION	Computer Check	10/28/2022	10/28/2022	\$1,285.34	10-101511-000-000	SunTrust A/P -9646	\$0.00	\$1,285.34
	52521		Posted		10-200001-000-000	Accounts Payable	\$1,285.34	\$0.00
Grand Totals:				\$529,375.33			\$529,375.33	\$529,375.33
A total of 269 payment(s) listed								

CASH REQUIREMENTS

CASH REQUIRED FOR NEGOTIABLE CHECKS &/OR ELECTRONIC FUNDS TRANSFERS (EFT) FOR CHECK DATE 11/01/22: \$10,974.98

IMPORTANT COVID-19 INFORMATION: If you filed IRS Form 7200, please notify your Paychex representative to avoid owing a balance at the end of the quarter and ensure your Form 941 is accurate.

TRANSACTION SUMMARY

SUMMARY BY TRANSACTION TYPE -	TOTAL ELECTRONIC FUNDS TRANSFER (EFT)	10,974.98
	CASH REQUIRED FOR NEGOTIABLE CHECKS &/OR EFT	10,974.98
	TOTAL REMAINING DEDUCTIONS / WITHHOLDINGS / LIABILITIES	117.59
	CASH REQUIRED FOR CHECK DATE 11/01/22	<u>11,092.57</u>

TRANSACTION DETAIL

ELECTRONIC FUNDS TRANSFER - *Your financial institution will initiate transfer to Paychex at or after 12:01 A.M. on transaction date.*

<u>TRANS. DATE</u>	<u>BANK NAME</u>	<u>ACCOUNT NUMBER</u>	<u>PRODUCT</u>	<u>DESCRIPTION</u>		BANK DRAFT AMOUNTS & OTHER TOTALS
10/31/22	Truist Bank	xxxxxxxxxxxx638	Direct Deposit	Net Pay Allocations	8,287.46	8,287.46
10/31/22	Truist Bank	xxxxxxxxxxxx638	Taxpay@	Employee Withholdings		
				Social Security	637.52	
				Medicare	149.11	
				Fed Income Tax	744.29	
				NC Income Tax	370.00	
				Total Withholdings	<u>1,900.92</u>	
				Employer Liabilities		
				Social Security	637.50	
				Medicare	149.10	
				Total Liabilities	<u>786.60</u>	2,687.52
				EFT FOR 10/31/22		10,974.98
				TOTAL EFT		10,974.98

REMAINING DEDUCTIONS / WITHHOLDINGS / LIABILITIES - *Paychex does not remit these funds. You must ensure accurate and timely payment of applicable items.*

<u>TRANS. DATE</u>	<u>BANK NAME</u>	<u>ACCOUNT NUMBER</u>	<u>PRODUCT</u>	<u>DESCRIPTION</u>		<u>TOTAL</u>
11/01/22	Refer to your records for account	Information	Payroll	Employee Deductions		
				401k Plan2	94.07	
				Total Deductions	<u>94.07</u>	
				Other Items		
				MatchPlan2	23.52	
				TOTAL OTHER ITEMS	<u>23.52</u>	
				TOTAL REMAINING DEDUCTIONS / WITHHOLDINGS / LIABILITIES		117.59

CASH REQUIREMENTS

CASH REQUIRED FOR NEGOTIABLE CHECKS &/OR ELECTRONIC FUNDS TRANSFERS (EFT) FOR CHECK DATE 11/01/22: \$10,974.98

PAYCHEX WILL MAKE THESE TAX DEPOSIT(S) ON YOUR BEHALF - *This information serves as a record of payment.*

<u>DUE DATE</u>	<u>PRODUCT</u>	<u>DESCRIPTION</u>	
11/04/22	Taxpay®	FED IT PMT Group	2,288.55
11/04/22	Taxpay®	NC Income Tax	367.00

CASH REQUIREMENTS

CASH REQUIRED FOR NEGOTIABLE CHECKS &/OR ELECTRONIC FUNDS TRANSFERS (EFT) FOR CHECK DATE 10/25/22: \$663.31

IMPORTANT COVID-19 INFORMATION: If you filed IRS Form 7200, please notify your Paychex representative to avoid owing a balance at the end of the quarter and ensure your Form 941 is accurate.

TRANSACTION SUMMARY

SUMMARY BY TRANSACTION TYPE -	TOTAL ELECTRONIC FUNDS TRANSFER (EFT)	663.31
	CASH REQUIRED FOR NEGOTIABLE CHECKS &/OR EFT	663.31
	TOTAL REMAINING DEDUCTIONS / WITHHOLDINGS / LIABILITIES	0.00
	CASH REQUIRED FOR CHECK DATE 10/25/22	663.31

TRANSACTION DETAIL

ELECTRONIC FUNDS TRANSFER - *Your financial institution will initiate transfer to Paychex at or after 12:01 A.M. on transaction date.*

<u>TRANS. DATE</u>	<u>BANK NAME</u>	<u>ACCOUNT NUMBER</u>	<u>PRODUCT</u>	<u>DESCRIPTION</u>		BANK DRAFT AMOUNTS & OTHER TOTALS
10/25/22	Truist Bank	xxxxxxxxxxxx638	Direct Deposit	Net Pay Allocations	533.74	533.74
10/25/22	Truist Bank	xxxxxxxxxxxx638	Taxpay@	Employee Withholdings		
				Social Security	38.14	
				Medicare	8.92	
				Fed Income Tax	28.23	
				NC Income Tax	6.00	
				Total Withholdings	81.29	
				Employer Liabilities		
				Social Security	38.13	
				Medicare	8.92	
				NC Unemploy	1.23	
				Total Liabilities	48.28	129.57
				EFT FOR 10/25/22		663.31
				TOTAL EFT		663.31

CASH REQUIREMENTS

CASH REQUIRED FOR NEGOTIABLE CHECKS &/OR ELECTRONIC FUNDS TRANSFERS (EFT) FOR CHECK DATE 10/07/22: \$-146.05

IMPORTANT COVID-19 INFORMATION: If you filed IRS Form 7200, please notify your Paychex representative to avoid owing a balance at the end of the quarter and ensure your Form 941 is accurate.

TRANSACTION SUMMARY

SUMMARY BY TRANSACTION TYPE -	TOTAL ELECTRONIC FUNDS TRANSFER (EFT)	-146.05
	CASH REQUIRED FOR NEGOTIABLE CHECKS &/OR EFT	-146.05
	TOTAL REMAINING DEDUCTIONS / WITHHOLDINGS / LIABILITIES	-681.29
	CASH REQUIRED FOR CHECK DATE 10/07/22	-827.34

TRANSACTION DETAIL

ELECTRONIC FUNDS TRANSFER - *Your financial institution will initiate transfer to Paychex at or after 12:01 A.M. on transaction date.*

<u>TRANS. DATE</u>	<u>BANK NAME</u>	<u>ACCOUNT NUMBER</u>	<u>PRODUCT</u>	<u>DESCRIPTION</u>		BANK DRAFT AMOUNTS & OTHER TOTALS
10/25/22	Truist Bank	xxxxxxxxxxxx638	Taxpay@	Employee Withholdings		
				Social Security	-41.41	
				Medicare	-9.69	
				Fed Income Tax	-33.52	
				NC Income Tax	-9.00	
				Total Withholdings	-93.62	
				Employer Liabilities		
				Social Security	-41.41	
				Medicare	-9.68	
				NC Unemploy	-1.34	
				Total Liabilities	-52.43	-146.05
						EFT FOR 10/25/22
						-146.05
						TOTAL EFT
						-146.05

REMAINING DEDUCTIONS / WITHHOLDINGS / LIABILITIES - *Paychex does not remit these funds. You must ensure accurate and timely payment of applicable items.*

<u>TRANS. DATE</u>	<u>BANK NAME</u>	<u>ACCOUNT NUMBER</u>	<u>PRODUCT</u>	<u>DESCRIPTION</u>		<u>TOTAL</u>
10/07/22	Refer to your records for account	Information	Payroll	Employee Deductions		
				AFLAC	-48.12	
				Chpt13NC	-412.90	
				Dental	-12.59	
				EMC	-52.78	
				Med Flex Spending	-68.18	
				Medical Pretax	-20.00	
				Union	-60.50	

CASH REQUIREMENTS

CASH REQUIRED FOR NEGOTIABLE CHECKS &/OR ELECTRONIC FUNDS TRANSFERS (EFT) FOR CHECK DATE 10/07/22: \$-146.05

REMAINING DEDUCTIONS / WITHHOLDINGS / LIABILITIES (cont.) - Paychex does not remit these funds. You must ensure accurate and timely payment of applicable items.

<u>TRANS. DATE</u>	<u>BANK NAME</u>	<u>ACCOUNT NUMBER</u>	<u>PRODUCT</u>	<u>DESCRIPTION</u>	<u>TOTAL</u>
10/07/22	Refer to your records for account	Information	Payroll	Employee Deductions (cont.)	
				Vision	-6.22
				Total Deductions	-681.29
TOTAL REMAINING DEDUCTIONS / WITHHOLDINGS / LIABILITIES					-681.29

CASH REQUIREMENTS

CASH REQUIRED FOR NEGOTIABLE CHECKS &/OR ELECTRONIC FUNDS TRANSFERS (EFT) FOR CHECK DATE 10/21/22: \$-15.80

IMPORTANT COVID-19 INFORMATION: If you filed IRS Form 7200, please notify your Paychex representative to avoid owing a balance at the end of the quarter and ensure your Form 941 is accurate.

TRANSACTION SUMMARY

SUMMARY BY TRANSACTION TYPE -	TOTAL ELECTRONIC FUNDS TRANSFER (EFT)	-15.80
	CASH REQUIRED FOR NEGOTIABLE CHECKS &/OR EFT	-15.80
	TOTAL REMAINING DEDUCTIONS / WITHHOLDINGS / LIABILITIES	-201.09
	CASH REQUIRED FOR CHECK DATE 10/21/22	-216.89

TRANSACTION DETAIL

ELECTRONIC FUNDS TRANSFER - *Your financial institution will initiate transfer to Paychex at or after 12:01 A.M. on transaction date.*

<u>TRANS. DATE</u>	<u>BANK NAME</u>	<u>ACCOUNT NUMBER</u>	<u>PRODUCT</u>	<u>DESCRIPTION</u>	<u>BANK DRAFT AMOUNTS & OTHER TOTALS</u>
10/25/22	Truist Bank	xxxxxxxxxxxx638	Taxpay®	Employee Withholdings	
				Social Security	-6.32
				Medicare	-1.48
				Total Withholdings	-7.80
				Employer Liabilities	
				Social Security	-6.32
				Medicare	-1.48
				NC Unemploy	-0.20
				Total Liabilities	-8.00
				EFT FOR 10/25/22	-15.80
				TOTAL EFT	-15.80

REMAINING DEDUCTIONS / WITHHOLDINGS / LIABILITIES - *Paychex does not remit these funds. You must ensure accurate and timely payment of applicable items.*

<u>TRANS. DATE</u>	<u>BANK NAME</u>	<u>ACCOUNT NUMBER</u>	<u>PRODUCT</u>	<u>DESCRIPTION</u>	<u>TOTAL</u>
10/21/22	Refer to your records for account	Information	Payroll	Employee Deductions	
				AFLAC	-48.12
				Dental	-12.59
				EMC	-45.98
				Med Flex Spending	-68.18
				Medical Pretax	-20.00
				Vision	-6.22
				Total Deductions	-201.09
				TOTAL REMAINING DEDUCTIONS / WITHHOLDINGS / LIABILITIES	-201.09

CASH REQUIREMENTS

CASH REQUIRED FOR NEGOTIABLE CHECKS &/OR ELECTRONIC FUNDS TRANSFERS (EFT) FOR CHECK DATE 10/21/22: \$621.18

IMPORTANT COVID-19 INFORMATION: If you filed IRS Form 7200, please notify your Paychex representative to avoid owing a balance at the end of the quarter and ensure your Form 941 is accurate.

TRANSACTION SUMMARY

SUMMARY BY TRANSACTION TYPE -	TOTAL ELECTRONIC FUNDS TRANSFER (EFT)	621.18	
	CASH REQUIRED FOR NEGOTIABLE CHECKS &/OR EFT	621.18	
	TOTAL REMAINING DEDUCTIONS / WITHHOLDINGS / LIABILITIES	0.00	
	CASH REQUIRED FOR CHECK DATE 10/21/22	<u>621.18</u>	

TRANSACTION DETAIL

ELECTRONIC FUNDS TRANSFER - Your financial institution will initiate transfer to Paychex **at or after 12:01 A.M.** on transaction date.

<u>TRANS. DATE</u>	<u>BANK NAME</u>	<u>ACCOUNT NUMBER</u>	<u>PRODUCT</u>	<u>DESCRIPTION</u>		BANK DRAFT AMOUNTS & OTHER TOTALS
10/24/22	Truist Bank	xxxxxxxxxxxx638	Direct Deposit	Net Pay Allocations	532.31	532.31
10/24/22	Truist Bank	xxxxxxxxxxxx638	Taxpay®	Employee Withholdings		
				Social Security	35.75	
				Medicare	8.36	
				Total Withholdings	<u>44.11</u>	
				Employer Liabilities		
				Social Security	35.73	
				Medicare	8.36	
				Fed Unemploy	0.50	
				NC Unemploy	0.17	
				Total Liabilities	<u>44.76</u>	88.87
					EFT FOR 10/24/22	621.18
					TOTAL EFT	621.18

PAYCHEX WILL MAKE THESE TAX DEPOSIT(S) ON YOUR BEHALF - This information serves as a record of payment.

<u>DUE DATE</u>	<u>PRODUCT</u>	<u>DESCRIPTION</u>		
10/24/22	Taxpay®	FED IT PMT Group	109,813.48	REPLACEMENT
10/26/22	Taxpay®	NC Income Tax	16,391.00	REPLACEMENT

CASH REQUIREMENTS

CASH REQUIRED FOR NEGOTIABLE CHECKS &/OR ELECTRONIC FUNDS TRANSFERS (EFT) FOR CHECK DATE 10/21/22: \$455,996.72

IMPORTANT COVID-19 INFORMATION: If you filed IRS Form 7200, please notify your Paychex representative to avoid owing a balance at the end of the quarter and ensure your Form 941 is accurate.

TRANSACTION SUMMARY

SUMMARY BY TRANSACTION TYPE -	TOTAL ELECTRONIC FUNDS TRANSFER (EFT)	455,996.72
	CASH REQUIRED FOR NEGOTIABLE CHECKS &/OR EFT	455,996.72
	TOTAL REMAINING DEDUCTIONS / WITHHOLDINGS / LIABILITIES	39,592.46
	CASH REQUIRED FOR CHECK DATE 10/21/22	495,589.18

TRANSACTION DETAIL

ELECTRONIC FUNDS TRANSFER - *Your financial institution will initiate transfer to Paychex at or after 12:01 A.M. on transaction date.*

<u>TRANS. DATE</u>	<u>BANK NAME</u>	<u>ACCOUNT NUMBER</u>	<u>PRODUCT</u>	<u>DESCRIPTION</u>		BANK DRAFT AMOUNTS & OTHER TOTALS
10/20/22	Truist Bank	xxxxxxxxxxxx638	Direct Deposit	Net Pay Allocations	324,913.21	324,913.21
10/20/22	Truist Bank	xxxxxxxxxxxx638	Garnishment	Employee Deductions	4,749.41	4,749.41
10/20/22	Truist Bank	xxxxxxxxxxxx638	Taxpay@	Employee Withholdings		
				Social Security	27,505.28	
				Medicare	6,432.66	
				Fed Income Tax	41,849.18	
				NC Income Tax	16,391.00	
				Total Withholdings	92,178.12	
				Employer Liabilities		
				Social Security	27,505.41	
				Medicare	6,432.75	
				Fed Unemploy	91.41	
				NC Unemploy	126.41	
				Total Liabilities	34,155.98	126,334.10
				EFT FOR 10/20/22		455,996.72
				TOTAL EFT		455,996.72

REMAINING DEDUCTIONS / WITHHOLDINGS / LIABILITIES - *Paychex does not remit these funds. You must ensure accurate and timely payment of applicable items.*

<u>TRANS. DATE</u>	<u>BANK NAME</u>	<u>ACCOUNT NUMBER</u>	<u>PRODUCT</u>	<u>DESCRIPTION</u>		<u>TOTAL</u>
10/21/22	Refer to your records for account	Information	Payroll	Employee Deductions		
				401k Loan 1 NonUnion	91.95	
				401k Loan 1 Union	400.05	
				401k Loan 10 NonUnio	79.53	
				401k Loan 11 Union	192.64	

CASH REQUIREMENTS

CASH REQUIRED FOR NEGOTIABLE CHECKS &/OR ELECTRONIC FUNDS TRANSFERS (EFT) FOR CHECK DATE 10/21/22: \$455,996.72

REMAINING DEDUCTIONS / WITHHOLDINGS / LIABILITIES (cont.) - Paychex does not remit these funds. You must ensure accurate and timely payment of applicable items.

<u>TRANS. DATE</u>	<u>BANK NAME</u>	<u>ACCOUNT NUMBER</u>	<u>PRODUCT</u>	<u>DESCRIPTION</u>	<u>TOTAL</u>
10/21/22	Refer to your records for account	Information	Payroll	Employee Deductions (cont.)	
				401k Loan 2 NonUnion	70.99
				401k Loan 2 Union	241.07
				401k Loan 3 NonUnion	50.00
				401k Loan 3 Union	225.68
				401k Loan 4 Union	397.28
				401k Loan 5 Union	85.22
				401k Loan 6 Union	336.63
				401k Loan 7 Union	123.60
				401k Loan 8 NonUnion	33.65
				401k Loan 8 Union	105.50
				401k Loan 9 Union	182.33
				401k Plan1	6,762.57
				401k Plan2	3,530.08
				401kRothNu	534.78
				401kRothUn	82.44
				AFLAC	3,850.60
				COLS	46.73
				Colonial Supp	64.39
				Dental	969.06
				EMC	501.44
				HART LTD	3,804.88
				Med Flex Spending	5,832.51
				Medical Pretax	8,566.93
				Vision	654.48
				Total Deductions	37,817.01
				Other Items	
				MatchPlan1	889.71
				MatchPlan2	885.74
				TOTAL OTHER ITEMS	1,775.45

TOTAL REMAINING DEDUCTIONS / WITHHOLDINGS / LIABILITIES 39,592.46

PAYCHEX WILL MAKE THESE TAX DEPOSIT(S) ON YOUR BEHALF - This information serves as a record of payment.

<u>DUE DATE</u>	<u>PRODUCT</u>	<u>DESCRIPTION</u>	
10/24/22	Taxpay®	FED IT PMT Group	109,725.28
10/26/22	Taxpay®	NC Income Tax	16,391.00

CASH REQUIREMENTS

CASH REQUIRED FOR NEGOTIABLE CHECKS &/OR ELECTRONIC FUNDS TRANSFERS (EFT) FOR CHECK DATE 10/12/22: \$162.12

IMPORTANT COVID-19 INFORMATION: If you filed IRS Form 7200, please notify your Paychex representative to avoid owing a balance at the end of the quarter and ensure your Form 941 is accurate.

TRANSACTION SUMMARY

SUMMARY BY TRANSACTION TYPE -	TOTAL ELECTRONIC FUNDS TRANSFER (EFT)	162.12
	CASH REQUIRED FOR NEGOTIABLE CHECKS &/OR EFT	162.12
	TOTAL REMAINING DEDUCTIONS / WITHHOLDINGS / LIABILITIES	0.00
	CASH REQUIRED FOR CHECK DATE 10/12/22	<u>162.12</u>

TRANSACTION DETAIL

ELECTRONIC FUNDS TRANSFER - *Your financial institution will initiate transfer to Paychex at or after 12:01 A.M. on transaction date.*

<u>TRANS. DATE</u>	<u>BANK NAME</u>	<u>ACCOUNT NUMBER</u>	<u>PRODUCT</u>	<u>DESCRIPTION</u>	BANK DRAFT AMOUNTS & OTHER TOTALS
10/11/22	Truist Bank	xxxxxxxxxxxx638	Direct Deposit	Net Pay Allocations	162.12
EFT FOR 10/11/22					162.12
TOTAL EFT					162.12

CASH REQUIREMENTS

CASH REQUIRED FOR NEGOTIABLE CHECKS &/OR ELECTRONIC FUNDS TRANSFERS (EFT) FOR CHECK DATE 10/07/22: \$462.93

IMPORTANT COVID-19 INFORMATION: If you filed IRS Form 7200, please notify your Paychex representative to avoid owing a balance at the end of the quarter and ensure your Form 941 is accurate.

TRANSACTION SUMMARY

SUMMARY BY TRANSACTION TYPE -	TOTAL ELECTRONIC FUNDS TRANSFER (EFT)	462.93
	CASH REQUIRED FOR NEGOTIABLE CHECKS &/OR EFT	462.93
	TOTAL REMAINING DEDUCTIONS / WITHHOLDINGS / LIABILITIES	0.00
	CASH REQUIRED FOR CHECK DATE 10/07/22	<u>462.93</u>

TRANSACTION DETAIL

ELECTRONIC FUNDS TRANSFER - *Your financial institution will initiate transfer to Paychex at or after 12:01 A.M. on transaction date.*

<u>TRANS. DATE</u>	<u>BANK NAME</u>	<u>ACCOUNT NUMBER</u>	<u>PRODUCT</u>	<u>DESCRIPTION</u>		BANK DRAFT AMOUNTS & OTHER TOTALS
10/07/22	Truist Bank	xxxxxxxxxxxx638	Direct Deposit	Net Pay Allocations	394.20	394.20
					EFT FOR 10/07/22	394.20
10/11/22	Truist Bank	xxxxxxxxxxxx638	Taxpay@	Employee Withholdings		
				Social Security	26.47	
				Medicare	6.19	
				Total Withholdings	<u>32.66</u>	
				Employer Liabilities		
				Social Security	26.47	
				Medicare	6.19	
				Fed Unemploy	2.56	
				NC Unemploy	0.85	
				Total Liabilities	<u>36.07</u>	68.73
					EFT FOR 10/11/22	68.73
					TOTAL EFT	462.93

PAYCHEX WILL MAKE THESE TAX DEPOSIT(S) ON YOUR BEHALF - *This information serves as a record of payment.*

<u>DUE DATE</u>	<u>PRODUCT</u>	<u>DESCRIPTION</u>		
10/11/22	Taxpay@	FED IT PMT Group	106,244.95	REPLACEMENT

CASH REQUIREMENTS

CASH REQUIRED FOR NEGOTIABLE CHECKS &/OR ELECTRONIC FUNDS TRANSFERS (EFT) FOR CHECK DATE 10/11/22: \$500.00

IMPORTANT COVID-19 INFORMATION: If you filed IRS Form 7200, please notify your Paychex representative to avoid owing a balance at the end of the quarter and ensure your Form 941 is accurate.

TRANSACTION SUMMARY

SUMMARY BY TRANSACTION TYPE -	TOTAL ELECTRONIC FUNDS TRANSFER (EFT)	500.00
	CASH REQUIRED FOR NEGOTIABLE CHECKS &/OR EFT	500.00
	TOTAL REMAINING DEDUCTIONS / WITHHOLDINGS / LIABILITIES	0.00
	CASH REQUIRED FOR CHECK DATE 10/11/22	<u>500.00</u>

TRANSACTION DETAIL

ELECTRONIC FUNDS TRANSFER - *Your financial institution will initiate transfer to Paychex at or after 12:01 A.M. on transaction date.*

<u>TRANS. DATE</u>	<u>BANK NAME</u>	<u>ACCOUNT NUMBER</u>	<u>PRODUCT</u>	<u>DESCRIPTION</u>	BANK DRAFT AMOUNTS & OTHER TOTALS
10/11/22	Truist Bank	xxxxxxxxxxxx638	Direct Deposit	Net Pay Allocations	500.00
EFT FOR 10/11/22					500.00
TOTAL EFT					500.00

CASH REQUIREMENTS

CASH REQUIRED FOR NEGOTIABLE CHECKS &/OR ELECTRONIC FUNDS TRANSFERS (EFT) FOR CHECK DATE 10/07/22: \$443,240.19

IMPORTANT COVID-19 INFORMATION: If you filed IRS Form 7200, please notify your Paychex representative to avoid owing a balance at the end of the quarter and ensure your Form 941 is accurate.

TRANSACTION SUMMARY

SUMMARY BY TRANSACTION TYPE -	TOTAL ELECTRONIC FUNDS TRANSFER (EFT)	443,240.19
	CASH REQUIRED FOR NEGOTIABLE CHECKS &/OR EFT	443,240.19
	TOTAL REMAINING DEDUCTIONS / WITHHOLDINGS / LIABILITIES	44,415.44
	CASH REQUIRED FOR CHECK DATE 10/07/22	487,655.63

TRANSACTION DETAIL

ELECTRONIC FUNDS TRANSFER - *Your financial institution will initiate transfer to Paychex at or after 12:01 A.M. on transaction date.*

<u>TRANS. DATE</u>	<u>BANK NAME</u>	<u>ACCOUNT NUMBER</u>	<u>PRODUCT</u>	<u>DESCRIPTION</u>		BANK DRAFT AMOUNTS & OTHER TOTALS
10/06/22	Truist Bank	xxxxxxxxxxxx638	Direct Deposit	Net Pay Allocations	315,493.94	315,493.94
10/06/22	Truist Bank	xxxxxxxxxxxx638	Garnishment	Employee Deductions	5,479.24	5,479.24
10/06/22	Truist Bank	xxxxxxxxxxxx638	Taxpay@	Employee Withholdings		
				Social Security	26,976.48	
				Medicare	6,309.14	
				Fed Income Tax	39,608.46	
				NC Income Tax	15,855.00	
				Total Withholdings	88,749.08	
				Employer Liabilities		
				Social Security	26,976.53	
				Medicare	6,309.02	
				Fed Unemploy	110.88	
				NC Unemploy	121.50	
				Total Liabilities	33,517.93	122,267.01
				EFT FOR 10/06/22		443,240.19
				TOTAL EFT		443,240.19

REMAINING DEDUCTIONS / WITHHOLDINGS / LIABILITIES - *Paychex does not remit these funds. You must ensure accurate and timely payment of applicable items.*

<u>TRANS. DATE</u>	<u>BANK NAME</u>	<u>ACCOUNT NUMBER</u>	<u>PRODUCT</u>	<u>DESCRIPTION</u>		<u>TOTAL</u>
10/07/22	Refer to your records for account	Information	Payroll	Employee Deductions		
				401k Loan 1 NonUnion	135.51	
				401k Loan 1 Union	458.43	
				401k Loan 11 Union	192.64	
				401k Loan 2 NonUnion	70.99	

CASH REQUIREMENTS

CASH REQUIRED FOR NEGOTIABLE CHECKS &/OR ELECTRONIC FUNDS TRANSFERS (EFT) FOR CHECK DATE 10/07/22: \$443,240.19

REMAINING DEDUCTIONS / WITHHOLDINGS / LIABILITIES (cont.) - Paychex does not remit these funds. You must ensure accurate and timely payment of applicable items.

<u>TRANS. DATE</u>	<u>BANK NAME</u>	<u>ACCOUNT NUMBER</u>	<u>PRODUCT</u>	<u>DESCRIPTION</u>	<u>TOTAL</u>
10/07/22	Refer to your records for account	Information	Payroll	Employee Deductions (cont.)	
				401k Loan 2 Union	198.37
				401k Loan 3 NonUnion	50.00
				401k Loan 3 Union	289.65
				401k Loan 4 Union	509.54
				401k Loan 5 Union	85.22
				401k Loan 6 Union	315.94
				401k Loan 7 Union	123.60
				401k Loan 8 NonUnion	33.65
				401k Loan 8 Union	105.50
				401k Loan 9 Union	182.33
				401k Plan1	7,056.65
				401k Plan2	2,964.60
				401kRothNu	528.87
				401kRothUn	79.15
				AFLAC	3,644.51
				COLS	46.73
				Colonial Supp	64.39
				Dental	955.12
				EMC	508.24
				HART LTD	3,733.00
				Med Flex Spending	5,707.51
				Medical Pretax	8,324.71
				Union	5,755.48
				Vision	651.68
				Total Deductions	42,772.01
				Other Items	
				MatchPlan1	899.01
				MatchPlan2	744.42
				TOTAL OTHER ITEMS	1,643.43

TOTAL REMAINING DEDUCTIONS / WITHHOLDINGS / LIABILITIES 44,415.44

PAYCHEX WILL MAKE THESE TAX DEPOSIT(S) ON YOUR BEHALF - This information serves as a record of payment.

<u>DUE DATE</u>	<u>PRODUCT</u>	<u>DESCRIPTION</u>	
10/11/22	Taxpay®	FED IT PMT Group	106,179.63
10/13/22	Taxpay®	NC Income Tax	15,855.00

PAYROLL JOURNAL

0944 1815-9960 DURHAM CITY TRANSIT COMPANY

EMPLOYEE NAME ID	HOURS, EARNINGS, REIMBURSEMENTS & OTHER PAYMENTS				WITHHOLDINGS	DEDUCTIONS	NET PAY ALLOCATIONS
	DESCRIPTION	RATE	HOURS	EARNINGS			
**** 141380 PARTS CLERK Clark, Vanessa 6162	Vacation	23,7729	80.00	1,901.83			
					Social Security	117.92	Direct Deposit # 966
					Medicare	27.58	Check Amt 0.00
					Fed Income Tax	213.02	Chkg 227 1,471.31
					NC Income Tax	72.00	
	EMPLOYEE TOTAL		80.00	1,901.83		430.52	Net Pay 1,471.31
141380 PARTS CLERK TOTALS							
1 Person(s)	Vacation		80.00	1,901.83	Social Security	117.92	Check Amt 0.00
1 Transaction(s)					Medicare	27.58	Dir Dep 1,471.31
					Fed Income Tax	213.02	
					NC Income Tax	72.00	
	141380 PARTS CLERK TOTAL		80.00	1,901.83		430.52	Net Pay 1,471.31
					<i>Employer Liabilities</i>		
					Social Security	117.91	
					Medicare	27.58	
				TOTAL EMPLOYER LIABILITY		145.49	
				TOTAL TAX LIABILITY		576.01	
**** 142370 TECH EQUIP TECHNICIAN Hutchins, Michael 6296	Vacation	32,7000	80.00	2,616.00			
					Social Security	162.20	Direct Deposit # 967
					Medicare	37.94	Check Amt 0.00
					Fed Income Tax	178.57	Chkg 852 2,153.29
					NC Income Tax	84.00	
	EMPLOYEE TOTAL		80.00	2,616.00		462.71	Net Pay 2,153.29
142370 TECH EQUIP TECHNICIAN TOTALS							
1 Person(s)	Vacation		80.00	2,616.00	Social Security	162.20	Check Amt 0.00
1 Transaction(s)					Medicare	37.94	Dir Dep 2,153.29
					Fed Income Tax	178.57	
					NC Income Tax	84.00	
	142370 TECH EQUIP TECHNICIAN TOTAL		80.00	2,616.00		462.71	Net Pay 2,153.29
					<i>Employer Liabilities</i>		
					Social Security	162.19	
					Medicare	37.93	
				TOTAL EMPLOYER LIABILITY		200.12	
				TOTAL TAX LIABILITY		662.83	

PAYROLL JOURNAL

0944 1815-9960 DURHAM CITY TRANSIT COMPANY

EMPLOYEE NAME ID	HOURS, EARNINGS, REIMBURSEMENTS & OTHER PAYMENTS				WITHHOLDINGS	DEDUCTIONS	NET PAY ALLOCATIONS		
	DESCRIPTION	RATE	HOURS	EARNINGS			REIMB & OTHER PAYMENTS		
**** 160510 AP ANALYST Cash, Yvonne 6271	Vacation	23,7729	80:00	1,901:83					
					Social Security	117:91	401k Plan2	19:02	Direct Deposit # 968
					Medicare	27:58			Check Amt 0.00
					Fed Income Tax	81:34			Chkg 568 1,584.98
					NC Income Tax	71:00			
	EMPLOYEE TOTAL		80.00	1,901:83		297:83	19:02	Net Pay 1,584.98	
	<i>Other Items: (Do not increase Net Pay.)</i>								
	MatchPlan2			4.76					
160510 AP ANALYST TOTALS 1 Person(s) 1 Transaction(s)	Vacation		80.00	1,901:83					
					Social Security	117:91	401k Plan2	19:02	Check Amt 0.00
					Medicare	27:58			Dir Dep 1,584.98
					Fed Income Tax	81:34			
					NC Income Tax	71:00			
	160510 AP ANALYST TOTAL		80.00	1,901:83		297:83	19:02	Net Pay 1,584.98	
	<i>Other Items: (Do not increase Net Pay.)</i>								
	MatchPlan2			4.76					
					<i>Employer Liabilities</i>				
					Social Security	117:91			
					Medicare	27:58			
					TOTAL EMPLOYER LIABILITY	145:49			
					TOTAL TAX LIABILITY	443:32			
**** 160560 CSR Daye, Rosemary 6395	Vacation	17,0149	80:00	1,361:19					
					Social Security	84:39			Direct Deposit # 969
					Medicare	19:73			Check Amt 0.00
					Fed Income Tax	95:67			Chkg 400 1,117.40
					NC Income Tax	44:00			
	EMPLOYEE TOTAL		80.00	1,361:19		243:79		Net Pay 1,117.40	
160560 CSR TOTALS 1 Person(s) 1 Transaction(s)	Vacation		80.00	1,361:19					
					Social Security	84:39			Check Amt 0.00
					Medicare	19:73			Dir Dep 1,117.40
					Fed Income Tax	95:67			
					NC Income Tax	44:00			
	160560 CSR TOTAL		80.00	1,361:19		243:79		Net Pay 1,117.40	

PAYROLL JOURNAL

0944 1815-9960 DURHAM CITY TRANSIT COMPANY

EMPLOYEE NAME ID	HOURS, EARNINGS, REIMBURSEMENTS & OTHER PAYMENTS				WITHHOLDINGS	DEDUCTIONS	NET PAY ALLOCATIONS
	DESCRIPTION	RATE	HOURS	EARNINGS			
					<i>Employer Liabilities</i>		
					Social Security 84:39		
					Medicare 19:74		
					TOTAL EMPLOYER LIABILITY 104:13		
					TOTAL TAX LIABILITY 347:92		
**** 160620 HUMAN RESOURCES							
Hutchins, Ebony 6323	Vacation	31:2700	80:00	2,501:60		401k Plan2 75:05	Direct Deposit # 970
					Social Security 155:10		Check Amt 0.00
					Medicare 36:28		Chkg 773 1,960.48
					Fed Income Tax 175:69		
					NC Income Tax 99:00		
	EMPLOYEE TOTAL		80:00	2,501:60		466:07	Net Pay 1,960.48
	<i>Other Items: (Do not increase Net Pay.)</i>						
	MatchPlan2			18:76			
160620 HUMAN RESOURCES TOTALS							
1 Person(s) 1 Transaction(s)	Vacation		80:00	2,501:60		401k Plan2 75:05	Check Amt 0.00
					Social Security 155:10		Dir Dep 1,960.48
					Medicare 36:28		
					Fed Income Tax 175:69		
					NC Income Tax 99:00		
160620 HUMAN RESOURCES TOTAL			80:00	2,501:60		466:07	Net Pay 1,960.48
	<i>Other Items: (Do not increase Net Pay.)</i>						
	MatchPlan2			18:76			
					<i>Employer Liabilities</i>		
					Social Security 155:10		
					Medicare 36:27		
					TOTAL EMPLOYER LIABILITY 191:37		
					TOTAL TAX LIABILITY 657:44		
COMPANY TOTALS							
5 Person(s) 5 Transaction(s)	Vacation		400:00	10,282:45		401k Plan2 94:07	Check Amt 0.00
					Social Security 637:52		Dir Dep 8,287.46
					Medicare 149:11		
					Fed Income Tax 744:29		
					NC Income Tax 370:00		
	COMPANY TOTAL		400:00	10,282:45		1,900:92	Net Pay 8,287.46
	<i>Other Items: (Do not increase Net Pay.)</i>						
	MatchPlan2			23:52			

PAYROLL JOURNAL

0944 1815-9960 DURHAM CITY TRANSIT COMPANY

EMPLOYEE NAME ID	HOURS, EARNINGS, REIMBURSEMENTS & OTHER PAYMENTS				WITHHOLDINGS	DEDUCTIONS	NET PAY ALLOCATIONS	
	DESCRIPTION	RATE	HOURS	EARNINGS	REIMB & OTHER PAYMENTS			
					<i>Employer Liabilities</i>			
					Social Security	637.50		
					Medicare	149.10		
					TOTAL EMPLOYER LIABILITY	786.60		
					TOTAL TAX LIABILITY	2,687.52		
(IC) = Independent Contractor								

PAYROLL JOURNAL

0944 1815-9960 DURHAM CITY TRANSIT COMPANY

EMPLOYEE NAME ID	HOURS, EARNINGS, REIMBURSEMENTS & OTHER PAYMENTS				WITHHOLDINGS		DEDUCTIONS		NET PAY ALLOCATIONS	
	DESCRIPTION	RATE	HOURS	EARNINGS	REIMB & OTHER PAYMENTS					
**** 110130 DRIVERS Mills, Crystal 6239	Hourly	16,8500	36,50	615,03		Social Security	38,14		Direct Deposit # 965	
						Medicare	8,92		Check Amt	0,00
						Fed Income Tax	28,23		Chkg 462	533,74
						NC Income Tax	6,00			
	EMPLOYEE TOTAL		36,50	615,03			81,29		Net Pay	533,74
110130 DRIVERS TOTALS										
1 Person(s)	Hourly		36,50	615,03		Social Security	38,14		Check Amt	0,00
1 Transaction(s)						Medicare	8,92		Dir Dep	533,74
						Fed Income Tax	28,23			
						NC Income Tax	6,00			
	110130 DRIVERS TOTAL		36,50	615,03			81,29		Net Pay	533,74
						<i>Employer Liabilities</i>				
						Social Security	38,13			
						Medicare	8,92			
						NC Unemploy	1,23			
						TOTAL EMPLOYER LIABILITY	48,28			
						TOTAL TAX LIABILITY	129,57			
COMPANY TOTALS										
1 Person(s)	Hourly		36,50	615,03		Social Security	38,14		Check Amt	0,00
1 Transaction(s)						Medicare	8,92		Dir Dep	533,74
						Fed Income Tax	28,23			
						NC Income Tax	6,00			
	COMPANY TOTAL		36,50	615,03			81,29		Net Pay	533,74
						<i>Employer Liabilities</i>				
						Social Security	38,13			
						Medicare	8,92			
						NC Unemploy	1,23			
						TOTAL EMPLOYER LIABILITY	48,28			
						TOTAL TAX LIABILITY	129,57			
(IC) = Independent Contractor										

PAYROLL JOURNAL

0944 1815-9960 DURHAM CITY TRANSIT COMPANY

EMPLOYEE NAME ID	HOURS, EARNINGS, REIMBURSEMENTS & OTHER PAYMENTS				WITHHOLDINGS		DEDUCTIONS		NET PAY ALLOCATIONS		
	DESCRIPTION	RATE	HOURS	EARNINGS	REIMB & OTHER PAYMENTS						
**** 110130 DRIVERS Mills, Crystal 6239	Hourly		-28.75	-738.01		Social Security	-41.41	AFLAC	-48.12	VOID	
	Premium Pay			-36.90		Medicare	-9.69	Chpt13NC	-412.90	Direct Deposit # 665	
						Fed Income Tax	-33.52	Dental	-12.59	Check Amt	0.00
						NC Income Tax	-9.00	EMC	-52.78	Chkg 462	
								Med Flex Spending	-68.18		
								Medical Pretax	-20.00		
								Union	-60.50		
								Vision	-6.22		
	EMPLOYEE TOTAL		-28.75	-774.91			-93.62		-681.29	Net Pay	0.00
	110130 DRIVERS TOTALS										
1 Person(s)	Hourly		-28.75	-738.01		Social Security	-41.41	AFLAC	-48.12	Check Amt	0.00
1 Transaction(s)	Premium Pay			-36.90		Medicare	-9.69	Chpt13NC	-412.90		
						Fed Income Tax	-33.52	Dental	-12.59		
						NC Income Tax	-9.00	EMC	-52.78		
								Med Flex Spendi	-68.18		
								Medical Pretax	-20.00		
								Union	-60.50		
								Vision	-6.22		
110130 DRIVERS TOTAL			-28.75	-774.91			-93.62		-681.29	Net Pay	0.00
						<i>Employer Liabilities</i>					
						Social Security	-41.41				
						Medicare	-9.68				
						NC Unemploy	-1.34				
						TOTAL EMPLOYER LIABILITY	-52.43				
						TOTAL TAX LIABILITY	-146.05				
COMPANY TOTALS											
1 Person(s)	Hourly		-28.75	-738.01		Social Security	-41.41	AFLAC	-48.12	Check Amt	0.00
1 Transaction(s)	Premium Pay			-36.90		Medicare	-9.69	Chpt13NC	-412.90		
						Fed Income Tax	-33.52	Dental	-12.59		
						NC Income Tax	-9.00	EMC	-52.78		
								Med Flex Spendi	-68.18		
								Medical Pretax	-20.00		
								Union	-60.50		
								Vision	-6.22		
COMPANY TOTAL			-28.75	-774.91			-93.62		-681.29	Net Pay	0.00

PAYROLL JOURNAL

0944 1815-9960 DURHAM CITY TRANSIT COMPANY

EMPLOYEE NAME ID	HOURS, EARNINGS, REIMBURSEMENTS & OTHER PAYMENTS				WITHHOLDINGS	DEDUCTIONS	NET PAY ALLOCATIONS	
	DESCRIPTION	RATE	HOURS	EARNINGS	REIMB & OTHER PAYMENTS			
					<i>Employer Liabilities</i>			
					Social Security	-41:41		
					Medicare	-9:68		
					NC Unemploy	-1:34		
					TOTAL EMPLOYER LIABILITY	-52:43		
					TOTAL TAX LIABILITY	-146:05		
(IC) = Independent Contractor								

PAYROLL JOURNAL

0944 1815-9960 DURHAM CITY TRANSIT COMPANY

EMPLOYEE NAME ID	HOURS, EARNINGS, REIMBURSEMENTS & OTHER PAYMENTS				WITHHOLDINGS		DEDUCTIONS		NET PAY ALLOCATIONS		
	DESCRIPTION	RATE	HOURS	EARNINGS	REIMB & OTHER PAYMENTS						
**** 110130 DRIVERS Mills, Crystal 6239	Hourly		-7.75	-198.94		Social Security	-6.32	AFLAC	-48.12	VOID	
	Premium Pay			-9.95		Medicare	-1.48	Dental	-12.59	Direct Deposit # 866	
								EMC	-45.98	Check Amt	0.00
								Med Flex Spending	-68.18	Chkg 462	
								Medical Pretax	-20.00		
	EMPLOYEE TOTAL		-7.75	-208.89			-7.80	Vision	-6.22	Net Pay	0.00
110130 DRIVERS TOTALS											
1 Person(s)	Hourly		-7.75	-198.94		Social Security	-6.32	AFLAC	-48.12	Check Amt	0.00
1 Transaction(s)	Premium Pay			-9.95		Medicare	-1.48	Dental	-12.59		
								EMC	-45.98		
								Med Flex Spendi	-68.18		
								Medical Pretax	-20.00		
	110130 DRIVERS TOTAL		-7.75	-208.89			-7.80	Vision	-6.22	Net Pay	0.00
						<i>Employer Liabilities</i>					
						Social Security	-6.32				
						Medicare	-1.48				
						NC Unemploy	-0.20				
						TOTAL EMPLOYER LIABILITY	-8.00				
						TOTAL TAX LIABILITY	-15.80				
COMPANY TOTALS											
1 Person(s)	Hourly		-7.75	-198.94		Social Security	-6.32	AFLAC	-48.12	Check Amt	0.00
1 Transaction(s)	Premium Pay			-9.95		Medicare	-1.48	Dental	-12.59		
								EMC	-45.98		
								Med Flex Spendi	-68.18		
								Medical Pretax	-20.00		
								Vision	-6.22		
	COMPANY TOTAL		-7.75	-208.89			-7.80		-201.09	Net Pay	0.00
						<i>Employer Liabilities</i>					
						Social Security	-6.32				
						Medicare	-1.48				
						NC Unemploy	-0.20				
						TOTAL EMPLOYER LIABILITY	-8.00				
						TOTAL TAX LIABILITY	-15.80				

PAYROLL JOURNAL

0944 1815-9960 DURHAM CITY TRANSIT COMPANY

EMPLOYEE NAME ID	HOURS, EARNINGS, REIMBURSEMENTS & OTHER PAYMENTS				WITHHOLDINGS	DEDUCTIONS	NET PAY ALLOCATIONS
	DESCRIPTION	RATE	HOURS	EARNINGS			
(IC) = Independent Contractor							

PAYROLL JOURNAL

0944 1815-9960 DURHAM CITY TRANSIT COMPANY

EMPLOYEE NAME ID	HOURS, EARNINGS, REIMBURSEMENTS & OTHER PAYMENTS				WITHHOLDINGS		DEDUCTIONS		NET PAY ALLOCATIONS		
	DESCRIPTION	RATE	HOURS	EARNINGS	REIMB & OTHER PAYMENTS						
**** 110130 DRIVERS Copeland, Christo... 6671	Training	8,4300	9.90	83.46		Social Security	5.18			Direct Deposit # 963	
						Medicare	1.21			Check Amt	0.00
										Chkg 377	77.07
	EMPLOYEE TOTAL		9.90	83.46			6.39			Net Pay	77.07
110130 DRIVERS TOTALS											
1 Person(s) 1 Transaction(s)	Training		9.90	83.46		Social Security	5.18			Check Amt	0.00
						Medicare	1.21			Dir Dep	77.07
	110130 DRIVERS TOTAL		9.90	83.46			6.39			Net Pay	77.07
						<i>Employer Liabilities</i>					
						Social Security	5.17				
						Medicare	1.21				
						Fed Unemploy	0.50				
						NC Unemploy	0.17				
						TOTAL EMPLOYER LIABILITY	7.05				
						TOTAL TAX LIABILITY	13.44				
**** 141360 VEHICLE ATTENDANT Beasley, Pamela 6518	UnSickLv	20,5400	24.00	492.96		Social Security	30.57			Direct Deposit # 964	
						Medicare	7.15			Check Amt	0.00
										Chkg 252	455.24
	EMPLOYEE TOTAL		24.00	492.96			37.72			Net Pay	455.24
141360 VEHICLE ATTENDANT TOTALS											
1 Person(s) 1 Transaction(s)	UnSickLv		24.00	492.96		Social Security	30.57			Check Amt	0.00
						Medicare	7.15			Dir Dep	455.24
	141360 VEHICLE ATTENDANT TOTAL		24.00	492.96			37.72			Net Pay	455.24
						<i>Employer Liabilities</i>					
						Social Security	30.56				
						Medicare	7.15				
						TOTAL EMPLOYER LIABILITY	37.71				
						TOTAL TAX LIABILITY	75.43				
COMPANY TOTALS											
2 Person(s) 2 Transaction(s)	Training		9.90	83.46		Social Security	35.75			Check Amt	0.00
	UnSickLv		24.00	492.96		Medicare	8.36			Dir Dep	532.31
	COMPANY TOTAL		33.90	576.42			44.11			Net Pay	532.31

0944 1815-9960 DURHAM CITY TRANSIT COMPANY
Run Date 10/21/22 02:59 PM

Period Start - End Date 10/01/22 - 10/14/22
Check Date 10/21/22

Payroll Journal
Page 1 of 2
PYRJRN

PAYROLL JOURNAL

0944 1815-9960 DURHAM CITY TRANSIT COMPANY

EMPLOYEE NAME ID	HOURS, EARNINGS, REIMBURSEMENTS & OTHER PAYMENTS				WITHHOLDINGS	DEDUCTIONS	NET PAY ALLOCATIONS	
	DESCRIPTION	RATE	HOURS	EARNINGS	REIMB & OTHER PAYMENTS			
					<i>Employer Liabilities</i>			
					Social Security	35.73		
					Medicare	8.36		
					Fed Unemploy	0.50		
					NC Unemploy	0.17		
					TOTAL EMPLOYER LIABILITY	44.76		
					TOTAL TAX LIABILITY	88.87		
(IC) = Independent Contractor								

PAYROLL JOURNAL

0944 1815-9960 DURHAM CITY TRANSIT COMPANY

EMPLOYEE NAME ID	HOURS, EARNINGS, REIMBURSEMENTS & OTHER PAYMENTS				WITHHOLDINGS		DEDUCTIONS		NET PAY ALLOCATIONS		
	DESCRIPTION	RATE	HOURS	EARNINGS	REIMB & OTHER PAYMENTS						
**** 160 ADMINISTRATION Dutta, Sangeet 6619	Salary		M80:00	4,192:31		Social Security Medicare Fed Income Tax NC Income Tax	255:46 59:75 459:32 185:00	Dental Med Flex Spending Medical Pretax Vision	10:57 27:27 28:23 5:91	Direct Deposit # 767 Check Amt Chkg 632	0.00 3,160.80
	EMPLOYEE TOTAL			80.00	4,192:31		959:53		71:98	Net Pay	3,160.80
	Salary		M72:00	2,527:97		Social Security Medicare Fed Income Tax NC Income Tax	173:71 40:62 411:01 113:00	Dental HART LTD Vision	3:96 71:90 3:11	Direct Deposit # 768 Check Amt Chkg 811	0.00 1,991.54
EMPLOYEE TOTAL			80.00	2,808:85		738:34		78:97	Net Pay	1,991.54	
Reece, Brianna N 6661	Salary		M80:00	2,076:92		Social Security Medicare Fed Income Tax NC Income Tax	128:77 30:11 181:56 81:00			Direct Deposit # 769 Check Amt Chkg 952	0.00 1,655.48
	EMPLOYEE TOTAL			80.00	2,076:92		421:44			Net Pay	1,655.48
	Hourly Vacation	21:6300 21:6300	76:00 4:00	1,643:88 86:52		Social Security Medicare Fed Income Tax NC Income Tax	91:93 21:50 110:27 51:00	Chpt13NC Dental Medical Pretax Vision	295:39 19:05 220:18 8:29	Direct Deposit # 770 Check Amt Chkg 141 Chkg 799 Chkg 937 Chkg 047 Chkg 200	0.00 412.79 250.00 50.00 150.00 50.00
EMPLOYEE TOTAL			80.00	1,730:40		274:70		542:91	Net Pay	912.79	
160 ADMINISTRATION TOTALS											
4 Person(s)	Hourly		76.00	1,643:88		Social Security	649:87	Chpt13NC	295:39	Check Amt	0.00
4 Transaction(s)	Salary		232.00	8,797:20		Medicare	151:98	Dental	33:58	Dir Dep	7,720.61
	Sick		8.00	280:88		Fed Income Tax	1,162:16	HART LTD	71:90		
	Vacation		4.00	86:52		NC Income Tax	430:00	Med Flex Spendi Medical Pretax Vision	27:27 248:41 17:31		
160 ADMINISTRATION TOTAL			320.00	10,808:48			2,394:01		693:86	Net Pay	7,720.61
						<i>Employer Liabilities</i>					
						Social Security	649:88				
						Medicare	151:99				
						NC Unemploy	6:73				
						TOTAL EMPLOYER LIABILITY	808:60				
						TOTAL TAX LIABILITY	3,202:61				

PAYROLL JOURNAL

0944 1815-9960 DURHAM CITY TRANSIT COMPANY

EMPLOYEE NAME ID	HOURS, EARNINGS, REIMBURSEMENTS & OTHER PAYMENTS				WITHHOLDINGS		DEDUCTIONS		NET PAY ALLOCATIONS	
	DESCRIPTION	RATE	HOURS	EARNINGS	REIMB & OTHER PAYMENTS					
**** 110110 OPS MANAGER Wrenn, Matthew 6146	Salary		M80:00	3,836:00		Social Security 226:33	401k Plan2 306:88		Direct Deposit # 771	
						Medicare 52:93	AFLAC 50:40		Check Amt 0:00	
						Fed Income Tax 213:95	Dental 14:29		Chkg 578 2,654:87	
						NC Income Tax 145:00	Medical Pretax 165:13			
							Vision 6:22			
	EMPLOYEE TOTAL		80:00	3,836:00		638:21	542:92		Net Pay 2,654:87	
	<i>Other Items: (Do not increase Net Pay.)</i>									
	MatchPlan2				57:54					
110110 OPS MANAGER TOTALS										
1 Person(s)	Salary		80:00	3,836:00		Social Security 226:33	401k Plan2 306:88		Check Amt 0:00	
1 Transaction(s)						Medicare 52:93	AFLAC 50:40		Dir Dep 2,654:87	
						Fed Income Tax 213:95	Dental 14:29			
						NC Income Tax 145:00	Medical Pretax 165:13			
							Vision 6:22			
	110110 OPS MANAGER TOTAL		80:00	3,836:00		638:21	542:92		Net Pay 2,654:87	
	<i>Other Items: (Do not increase Net Pay.)</i>									
	MatchPlan2				57:54					
						<i>Employer Liabilities</i>				
						Social Security 226:32				
						Medicare 52:93				
						TOTAL EMPLOYER LIABILITY 279:25				
						TOTAL TAX LIABILITY 917:46				
**** 110120 OPS SUPERVISOR										
Baldwin, Reginald A	Hourly	29:1575	80:00	2,332:60		Social Security 147:23	401k Loan 1 NonUni 35:50		Direct Deposit # 772	
6329	Overtime	43:7363	1:77	77:41		Medicare 34:43	401k Plan2 144:60		Check Amt 0:00	
						Fed Income Tax 132:27	AFLAC 156:75		Chkg 619 1,595:97	
						NC Income Tax 89:00	Dental 3:96			
							HART LTD 38:96			
							Medical Pretax 28:23			
							Vision 3:11			
	EMPLOYEE TOTAL		81:77	2,410:01		402:93	411:11		Net Pay 1,595:97	
	<i>Other Items: (Do not increase Net Pay.)</i>									
	MatchPlan2				36:15					
Baldwin, Reginald A	Hourly	29:1575	80:00	2,332:60		Social Security 137:78	401k Loan 2 NonUni 70:99		Direct Deposit # 773	
6466	Overtime	43:7363	0:88	38:49		Medicare 32:22	401k Plan2 237:11		Check Amt 0:00	
						Fed Income Tax 142:55	AFLAC 84:09		Chkg 279 1,386:69	
						NC Income Tax 71:00	Dental 3:96			

PAYROLL JOURNAL

0944 1815-9960 DURHAM CITY TRANSIT COMPANY

EMPLOYEE NAME ID	HOURS, EARNINGS, REIMBURSEMENTS & OTHER PAYMENTS				WITHHOLDINGS	DEDUCTIONS	NET PAY ALLOCATIONS
	DESCRIPTION	RATE	HOURS	EARNINGS			
**** 110120 OPS SUPERVISOR (cont.) Fall, Charles F (cont.) 6466						HART LTD 59:72 Med Flex Spending 113:64 Medical Pretax 28:23 Vision 3:11	
	EMPLOYEE TOTAL		80:88	2,371:09	383:55	600:85	Net Pay 1,386:69
	<i>Other Items: (Do not increase Net Pay.)</i>						
	MatchPlan2				35:57		
Fontaine, Edal 6475	Hourly	29:1575	70:10	2,043:94	Social Security 125:08 Medicare 29:26 Fed Income Tax 166:29 NC Income Tax 78:00	Dental 3:96 Med Flex Spending 20:45 Medical Pretax 28:23 Vision 3:11	Direct Deposit # 774 Check Amt 0.00 Chkg 913 1,618:86
	Overtime	43:7363	0:67	29:30			
	EMPLOYEE TOTAL		70:77	2,073:24	398:63	55:75	Net Pay 1,618:86
Hardison, Rosemary 6342	Hourly	29:1575	36:80	1,073:00	Social Security 142:43 Medicare 33:31 Fed Income Tax 199:87 NC Income Tax 92:00	AFLAC 32:52 Dental 3:96 Medical Pretax 28:23 Vision 3:11	Direct Deposit # 775 Check Amt 0.00 Chkg 621 1,688:67 Savg 051 108:50
	Sick	29:1575	43:20	1,259:60			
	EMPLOYEE TOTAL		80:00	2,332:60	467:61	67:82	Net Pay 1,797:17
Johnson, Preston L 6072	Hourly	29:1575	80:00	2,332:60	Social Security 147:36 Medicare 34:46 Fed Income Tax 207:62 NC Income Tax 87:00	401k Plan2 168:85 AFLAC 74:88 Dental 3:96 HART LTD 81:65 Medical Pretax 28:23 Vision 3:11	Direct Deposit # 776 Check Amt 0.00 Chkg 581 393:77 Chkg 324 1,181:31
	Overtime	43:7363	1:82	79:60			
	EMPLOYEE TOTAL		81:82	2,412:20	476:44	360:68	Net Pay 1,575:08
	<i>Other Items: (Do not increase Net Pay.)</i>						
	MatchPlan2				36:18		
McClendon, Latoya 6641	Hourly	29:1575	80:00	2,332:60	Social Security 147:51 Medicare 34:50 Fed Income Tax 318:02 NC Income Tax 86:00	CS NC 438:45 Dental 14:29 Med Flex Spending 130:00 Medical Pretax 165:13 Vision 6:22	Direct Deposit # 777 Check Amt 0.00 Chkg 044 1,354:62
	Overtime	43:7363	8:28	362:14			
	EMPLOYEE TOTAL		88:28	2,694:74	586:03	754:09	Net Pay 1,354:62
Price, Shawn 6373	Hourly	29:1575	80:00	2,332:60	Social Security 179:52 Medicare 41:99 Fed Income Tax 358:87 NC Income Tax 113:00	Dental 3:96 HART LTD 17:96 Medical Pretax 28:23	Direct Deposit # 778 Check Amt 0.00 Chkg 393 2,184:22
	Premium Pay			139:42			
	Overtime	43:7363	10:42	455:73			

PAYROLL JOURNAL

0944 1815-9960 DURHAM CITY TRANSIT COMPANY

EMPLOYEE NAME ID	HOURS, EARNINGS, REIMBURSEMENTS & OTHER PAYMENTS				WITHHOLDINGS	DEDUCTIONS	NET PAY ALLOCATIONS
	DESCRIPTION	RATE	HOURS	EARNINGS			
**** 110120 OPS SUPERVISOR (cont.) Price, Shawn (cont.) 6373							
	EMPLOYEE TOTAL		90.42	2,927.75		693.38	50:15 Net Pay 2,184.22
Reams, Beverly G 6022	Hourly	29:1575	79:50	2,318.02	Social Security 142:29	401k Plan2 117:66	Direct Deposit # 779
	NR	29:1575	0:50	14:58	Medicare 33:28	AFLAC 34:26	Check Amt 0.00
	Overtime	43:7363	0:47	20:56	Fed Income Tax 237:28	Dental 3:96	Chkg 240 1,597.64
					NC Income Tax 73:00	HART LTD 59:72	
	EMPLOYEE TOTAL		80.47	2,353.16		485.85	269:67 Net Pay 1,597.64
	Other Items: (Do not increase Net Pay.) MatchPlan2				29.42		
Reed, Annie A 6012	Hourly	34:9672	80:00	2,797.38	Social Security 162:91	AFLAC 83:54	Direct Deposit # 780
					Medicare 38:10	Dental 10:57	Check Amt 0.00
					Fed Income Tax 168:26	EMC 17:40	Chkg 099 1,639.84
					NC Income Tax 96:00	HART LTD 71:62	Chkg 633 350.00
	EMPLOYEE TOTAL		80.00	2,797.38		465:27	342:27 Net Pay 1,989.84
	Other Items: (Do not increase Net Pay.) MatchPlan2						
Williams, Stephan... 6041	Hourly	29:1575	80:00	2,332.60	Social Security 201:40	401k Loan 10 NonU 79:53	Direct Deposit # 781
	Overtime	43:7363	16:83	736.08	Medicare 47:10	401k Plan2 236:24	Check Amt 0.00
	Sick	29:1575	10:50	306.15	Fed Income Tax 420:89	AFLAC 127:14	Chkg 302 200.00
					NC Income Tax 116:00	Dental 10:57	Chkg 059 820.77
	EMPLOYEE TOTAL		107.33	3,374.83		785:39	668:67 Net Pay 1,920.77
	Other Items: (Do not increase Net Pay.) MatchPlan2				50.62		
Wright, Jeryl 6160	Hourly	30:4764	80:00	2,438.11	Social Security 878:31	401k Loan 3 NonUni 50:00	Direct Deposit # 782
	Overtime	45:7146	15:83	723.66	Medicare 205:41	401k Plan2 712:80	Check Amt 0.00
	Sick	30:4764	180:00	5,485.75	Fed Income Tax 2,515:56	AFLAC 40:74	Chkg 326 9,026.78
	Vacation	30:4764	184:03	5,608.57	NC Income Tax 660:00	Dental 3:96	
						EMC 35:92	
						HART LTD 40:72	
						Med Flex Spending 54:55	

PAYROLL JOURNAL

0944 1815-9960 DURHAM CITY TRANSIT COMPANY

EMPLOYEE NAME ID	HOURS, EARNINGS, REIMBURSEMENTS & OTHER PAYMENTS				WITHHOLDINGS	DEDUCTIONS	NET PAY ALLOCATIONS		
	DESCRIPTION	RATE	HOURS	EARNINGS					REIMB & OTHER PAYMENTS
**** 110120 OPS SUPERVISOR (cont.)									
Wright, Jeryl (cont.)									
6160									
						Medical Pretax	28:23		
						Vision	3:11		
	EMPLOYEE TOTAL		459:86	14,256:09					
	<i>Other Items: (Do not increase Net Pay.)</i>								
	MatchPlan2			178:20					
Wrighton, John	Hourly	29:1575	80:00	2,332:60	Social Security	166:16	401k Plan2	169:74	Direct Deposit # 783
6310	Overtime	43:7363	11:35	496:41	Medicare	38:86	Dental	3:96	Check Amt 0.00
					Fed Income Tax	205:59	Med Flex Spending	113:64	Chkg 776 2,001:72
					NC Income Tax	98:00	Medical Pretax	28:23	
							Vision	3:11	
	EMPLOYEE TOTAL		91:35	2,829:01		508:61		318:68	Net Pay 2,001:72
	<i>Other Items: (Do not increase Net Pay.)</i>								
	MatchPlan2			42:44					
110120 OPS SUPERVISOR TOTALS									
<i>12 Person(s)</i>									
<i>12 Transaction(s)</i>									
	Hourly		906:40	26,998:65	Social Security	2,577:98	401k Loan 1 Non	35:50	Check Amt 0.00
	NR		0:50	14:58	Medicare	602:92	401k Loan 10 No	79:53	Dir Dep 28,049:36
	Premium Pay			139:42	Fed Income Tax	5,073:07	401k Loan 2 Non	70:99	
	Overtime		68:32	3,019:38	NC Income Tax	1,659:00	401k Loan 3 Non	50:00	
	Sick		233:70	7,051:50			401k Plan2	1,787:00	
	Vacation		184:03	5,608:57			AFLAC	633:92	
							CS NC	438:45	
							Dental	71:07	
							EMC	70:90	
							HART LTD	452:00	
							Med Flex Spend	661:83	
							Medical Pretax	475:66	
							Vision	42:92	
	110120 OPS SUPERVISOR TOTAL		1,392:95	42,832:10		9,912:97		4,869:77	Net Pay 28,049:36
	<i>Other Items: (Do not increase Net Pay.)</i>								
	MatchPlan2			408:58					
					<i>Employer Liabilities</i>				
					Social Security	2,577:98			
					Medicare	602:92			
					TOTAL EMPLOYER LIABILITY	3,180:90			
					TOTAL TAX LIABILITY	13,093:87			

PAYROLL JOURNAL

0944 1815-9960 DURHAM CITY TRANSIT COMPANY

EMPLOYEE NAME ID	HOURS, EARNINGS, REIMBURSEMENTS & OTHER PAYMENTS				WITHHOLDINGS	DEDUCTIONS	NET PAY ALLOCATIONS				
	DESCRIPTION	RATE	HOURS	EARNINGS			REIMB & OTHER PAYMENTS				
**** 110130 DRIVERS Abdurrahim, Lateef 6662	Hourly	16,8500	75:85	1,278:07		Social Security	87:16		Direct Deposit # 784		
	Premium Pay			66:94		Medicare	20:38		Check Amt	0.00	
	Overtime	25,2750	2:40	60:66		Fed Income Tax	24:09		Chkg 836	1,250.04	
						NC Income Tax	24:00				
	EMPLOYEE TOTAL			78:25	1,405:67			155:63		Net Pay	1,250.04
Addo, Peter K 6257	Hourly	25,6700	16:57	425:35		Social Security	128:99	401k Loan 1 Union	200:73	Direct Deposit # 785	
	Premium Pay			21:27		Medicare	30:16	401k Plan1	210:36	Check Amt	0.00
	Personal Day	25,6700	8:00	205:36		Fed Income Tax	148:61	HART LTD	24:85	Chkg 080	1,280.81
	Sick	25,6700	16:55	424:84		NC Income Tax	56:00	Medical Pretax	20:00		
	Vacation	25,6700	40:00	1,026:80				Vision	3:11		
	EMPLOYEE TOTAL			81:12	2,103:62			363:76		459:05	Net Pay
	<i>Other Items: (Do not increase Net Pay.)</i>										
	MatchPlan1				15:78						
Amponsah, Kwame 6527	Hourly	21,6600	80:00	1,732:80		Social Security	146:07	HART LTD	60:65	Direct Deposit # 786	
	Premium Pay			106:25		Medicare	34:16	Med Flex Spending	45:45	Check Amt	0.00
	Overtime	32,4900	12:07	392:15		Fed Income Tax	240:18	Medical Pretax	20:00	Chkg 316	1,780.00
	Sick	21,6600	8:93	193:42		NC Income Tax	95:00	Vision	3:11		
	EMPLOYEE TOTAL			101:00	2,424:62			515:41		129:21	Net Pay
Arnell, Mr Michael 6646	Hourly	16,8500	80:00	1,348:00		Social Security	134:32			Direct Deposit # 787	
	Premium Pay			103:16		Medicare	31:41			Check Amt	0.00
	Overtime	25,2750	28:30	715:28		Fed Income Tax	198:46			Chkg 963	1,726.25
	EMPLOYEE TOTAL			108:30	2,166:44			440:19			Net Pay
Augustus, Timothy 6233	Hourly	25,6700	31:58	810:66		Social Security	128:40	HART LTD	24:85	Direct Deposit # 788	
	Premium Pay			40:53		Medicare	30:03	Medical Pretax	20:00	Check Amt	0.00
	Sick	25,6700	8:35	214:34		Fed Income Tax	250:24	Vision	3:11	Chkg 392	1,557.50
	Vacation	25,6700	40:07	1,028:60		NC Income Tax	80:00				
	EMPLOYEE TOTAL			80:00	2,094:13			488:67		47:96	Net Pay
Ball, L'Ricky 6594	Hourly	16,8500	12:92	217:70		Social Security	20:38			Direct Deposit # 789	
	Premium Pay			110:89		Medicare	4:76			Check Amt	0.00
	EMPLOYEE TOTAL			12:92	328:59			25:14		Chkg 143	303.45
										Net Pay	303.45
Bention, Curtis 6672	Premium Pay			76:42		Social Security	99:50			Direct Deposit # 790	
	Training	16,8500	90:70	1,528:30		Medicare	23:27			Check Amt	0.00
						Fed Income Tax	124:89			Chkg 721	1,300.06
						NC Income Tax	57:00				
	EMPLOYEE TOTAL			90:70	1,604:72			304:66			Net Pay

PAYROLL JOURNAL

0944 1815-9960 DURHAM CITY TRANSIT COMPANY

EMPLOYEE NAME ID	HOURS, EARNINGS, REIMBURSEMENTS & OTHER PAYMENTS				WITHHOLDINGS	DEDUCTIONS	NET PAY ALLOCATIONS			
	DESCRIPTION	RATE	HOURS	EARNINGS			REIMB & OTHER PAYMENTS			
**** 110130 DRIVERS (cont.) Blackman, Dorman 6164	Hourly	25:6700	54:65	1,402:87	Social Security	131:89	401k Loan 7 Union	79:86	Direct Deposit # 791	
	Premium Pay			85:74	Medicare	30:84	401k Plan1	136:52	Check Amt	0.00
	Overtime	38:5050	8:10	311:89	Fed Income Tax	163:08	AFLAC	31:32	Chkg 327	1,450.48
	Sick	25:6700	18:50	474:90	NC Income Tax	76:00	EMC	27:30		
							Med Flex Spending	125:00		
							Medical Pretax	20:00		
						Vision	3:11			
	EMPLOYEE TOTAL		81:25	2,275:40		401:81		423:11	Net Pay	1,450.48
	<i>Other Items: (Do not increase Net Pay.)</i>									
	MatchPlan1									17.07
Bluett, Michael 6496	Hourly	24:0600	70:28	1,690:94	Social Security	119:47	CS NC	245:53	Direct Deposit # 792	
	Premium Pay			84:55	Medicare	27:93	HART LTD	32:14	Check Amt	0.00
	Sick	24:0600	7:25	174:44	Fed Income Tax	218:52	Medical Pretax	20:00	Chkg 634	1,222.23
					NC Income Tax	61:00	Vision	3:11		
	EMPLOYEE TOTAL		77:53	1,949:93		426:92		300:78	Net Pay	1,222.23
Booker, Venita 6588	Hourly	19:2500	80:00	1,540:00	Social Security	147:45	Medical Pretax	20:00	Direct Deposit # 793	
	Premium Pay			114:35	Medicare	34:48	Vision	3:11	Check Amt	0.00
	Overtime	28:8750	25:87	747:00	Fed Income Tax	245:06			Chkg 330	1,855.25
					NC Income Tax	96:00				
	EMPLOYEE TOTAL		105:87	2,401:35		522:99		23:11	Net Pay	1,855.25
Bowling, Eula M 6254	Hourly	25:6700	70:82	1,817:95	Social Security	152:51	401k Loan 4 Union	77:66	Direct Deposit # 794	
	Premium Pay			97:98	Medicare	35:67	401k Loan 5 Union	85:22	Check Amt	0.00
	Overtime	38:5050	3:68	141:70	Fed Income Tax	230:03	401k Plan1	149:92	Chkg 262	1,538.76
	Sick	25:6700	8:00	205:36	NC Income Tax	93:00	AFLAC	72:21		
	Vacation	25:6700	9:18	235:65			Dental	12:59		
							HART LTD	24:85		
						Medical Pretax	20:00			
						Vision	6:22			
	EMPLOYEE TOTAL		91:68	2,498:64		511:21		448:67	Net Pay	1,538.76
	<i>Other Items: (Do not increase Net Pay.)</i>									
	MatchPlan1									18.74
Brinkley, Nabrent 6300	Hourly	25:6700	22:82	585:79	Social Security	133:35	401k Plan1	115:17	Direct Deposit # 795	
	Premium Pay			29:29	Medicare	31:19	AFLAC	79:50	Check Amt	0.00
	Personal Day	25:6700	25:77	661:52	Fed Income Tax	206:06	HART LTD	71:88	Chkg 115	1,439.59
	Vacation	25:6700	40:00	1,026:80	NC Income Tax	74:00	Med Flex Spending	129:55		
							Medical Pretax	20:00		
						Vision	3:11			
	EMPLOYEE TOTAL		88:59	2,303:40		444:60		419:21	Net Pay	1,439.59

PAYROLL JOURNAL

0944 1815-9960 DURHAM CITY TRANSIT COMPANY

EMPLOYEE NAME ID	HOURS, EARNINGS, REIMBURSEMENTS & OTHER PAYMENTS				WITHHOLDINGS	DEDUCTIONS	NET PAY ALLOCATIONS		
	DESCRIPTION	RATE	HOURS	EARNINGS				REIMB & OTHER PAYMENTS	
<i>Other Items: (Do not increase Net Pay.)</i>									
	MatchPlan1				17.28				
**** 110130 DRIVERS (cont.)									
Brown, La Toya 6136	Hourly	25:6700	62:37	1,601:04	Social Security	139:89	401k Loan 6 Union	74:02	Direct Deposit # 796
	NR	25:6700	2:00	51:34	Medicare	32:72	401k Plan1	92:08	Check Amt 0.00
	Premium Pay			88:01	Fed Income Tax	217:95	AFLAC	32:28	Chkg 682 1,594.27
	Overtime	38:5050	2:80	107:81	NC Income Tax	73:00	Med Flex Spending	22:73	
	Sick	25:6700	17:68	453:85			Medical Pretax	20:00	
							Vision	3:11	
	EMPLOYEE TOTAL		84.85	2,302:05		463:56	244:22	Net Pay 1,594.27	
<i>Other Items: (Do not increase Net Pay.)</i>									
	MatchPlan1				17.27				
Bullock, Larhesa 6668	Hourly	16:8500	21:05	354:69	Social Security	23:09			Direct Deposit # 797
	Premium Pay			17:73	Medicare	5:40			Check Amt 0.00
									Chkg 156 343.93
	EMPLOYEE TOTAL		21.05	372:42		28:49		Net Pay 343.93	
Bunn, Yolanda 6344	Hourly	25:6700	80:00	2,053:60	Social Security	136:51	401k Plan1	133:50	Direct Deposit # 798
	Premium Pay			105:95	Medicare	31:92	AFLAC	24:12	Check Amt 0.00
	Overtime	38:5050	1:70	65:46	Fed Income Tax	132:71	HART LTD	34:30	Chkg 952 1,628.84
					NC Income Tax	80:00	Medical Pretax	20:00	
							Vision	3:11	
		EMPLOYEE TOTAL		81.70	2,225:01		381:14	215:03	Net Pay 1,628.84
<i>Other Items: (Do not increase Net Pay.)</i>									
	MatchPlan1				16.69				
Burgess, Frank 6018	Hourly	25:6700	80:00	2,053:60	Social Security	167:39	AFLAC	18:43	Direct Deposit # 799
	Premium Pay			136:41	Medicare	39:15	Dental	9:31	Check Amt 0.00
	Overtime	38:5050	17:52	674:61	Fed Income Tax	208:48	HART LTD	34:30	Chkg 340 575.00
					NC Income Tax	100:00	Med Flex Spending	129:55	Chkg 014 1,557.10
						Medical Pretax	20:00		
						Vision	5:91		
	EMPLOYEE TOTAL		97.52	2,864:62		515:02	217:50	Net Pay 2,132.10	
Burnette, Tonia 6038	Hourly	25:6700	80:00	2,053:60	Social Security	168:80	401k Plan1	86:12	Direct Deposit # 800
	Premium Pay			136:70	Medicare	39:47	AFLAC	50:46	Check Amt 0.00
	Overtime	38:5050	17:67	680:38	Fed Income Tax	265:48	HART LTD	24:85	Chkg 965 400.00
					NC Income Tax	87:00	Med Flex Spending	125:00	Chkg 210 1,600.39
							Medical Pretax	20:00	
						Vision	3:11		
	EMPLOYEE TOTAL		97.67	2,870:68		560:75	309:54	Net Pay 2,000.39	

PAYROLL JOURNAL

0944 1815-9960 DURHAM CITY TRANSIT COMPANY

EMPLOYEE NAME ID	HOURS, EARNINGS, REIMBURSEMENTS & OTHER PAYMENTS				WITHHOLDINGS	DEDUCTIONS	NET PAY ALLOCATIONS		
	DESCRIPTION	RATE	HOURS	EARNINGS				REIMB & OTHER PAYMENTS	
<i>Other Items: (Do not increase Net Pay.)</i>									
	MatchPlan1				21.53				
**** 110130 DRIVERS (cont.)									
Carrington, Don 6632	Hourly	18,0500	10,27	185,37	Social Security	14,47	Medical Pretax	20,00	Direct Deposit # 801
	Premium Pay			9,27	Medicare	3,39	Vision	3,11	Check Amt
	Sick	18,0500	3,42	61,73					Chkg 980
	EMPLOYEE TOTAL		13,69	256,37		17,86		23,11	Net Pay
								215,40	
Chappell, Wanda 6675	Hourly	16,8500	80,00	1,348,00	Social Security	521,69			Direct Deposit # 802
	Premium Pay			7,012,00	Medicare	122,00			Check Amt
	Overtime	25,2750	2,15	54,34	Fed Income Tax	1,539,67			Chkg 487
	EMPLOYEE TOTAL		82,15	8,414,34	NC Income Tax	394,00			Net Pay
					2,577,36			5,836,98	
Cobb, Arlessia 6473	Hourly	24,0600	80,00	1,924,80	Social Security	125,84	AFLAC	96,75	Direct Deposit # 803
	Premium Pay			98,35	Medicare	29,43	Dental	12,59	Check Amt
	Overtime	36,0900	1,17	42,23	Fed Income Tax	142,75	HART LTD	32,14	Chkg 952
	EMPLOYEE TOTAL		81,17	2,065,38	NC Income Tax	66,00	Medical Pretax	20,00	Net Pay
					364,02	Vision	3,11	1,536,77	
							164,59	1,536,77	
Coleman, Jamira 6679	Premium Pay			67,40	Social Security	87,75			Direct Deposit # 804
	Training	16,8500	80,00	1,348,00	Medicare	20,52			Check Amt
	EMPLOYEE TOTAL		80,00	1,415,40	Fed Income Tax	102,18			Chkg 086
					NC Income Tax	47,00			Net Pay
					257,45			1,157,95	
Coot, Sharda 6408	Hourly	25,6700	31,58	810,66	Social Security	70,57	401k Plan1	34,84	Direct Deposit # 805
	Premium Pay			40,53	Medicare	16,51	AFLAC	33,06	Check Amt
	Sick	25,6700	12,08	310,09	Fed Income Tax	44,88	HART LTD	8,83	Chkg 038
	EMPLOYEE TOTAL		43,66	1,161,28	NC Income Tax	31,00	Medical Pretax	20,00	Savg 586
					162,96	Vision	3,11	Net Pay	
							99,84	898,48	
<i>Other Items: (Do not increase Net Pay.)</i>									
	MatchPlan1				8.71				
Copeland, Christo... 6671	Hourly	16,8500	40,00	674,00	Social Security	106,29			Direct Deposit # 806
	Premium Pay			81,64	Medicare	24,86			Check Amt
	Training	16,8500	52,70	888,00	Fed Income Tax	138,06			Chkg 377
	EMPLOYEE TOTAL		95,50	1,714,41	NC Income Tax	62,00			Net Pay
					331,21			1,383,20	
Corretjier, Adriy... 6658	Hourly	16,8500	33,63	566,67	Social Security	87,04			Direct Deposit # 807
	Premium Pay			28,33	Medicare	20,35			Check Amt
	Personal Day	16,8500	16,00	269,60	Fed Income Tax	23,86			Chkg 001
	EMPLOYEE TOTAL		32,00	539,20	NC Income Tax	29,00			Net Pay
								1,243,55	

PAYROLL JOURNAL

0944 1815-9960 DURHAM CITY TRANSIT COMPANY

EMPLOYEE NAME ID	HOURS, EARNINGS, REIMBURSEMENTS & OTHER PAYMENTS				WITHHOLDINGS	DEDUCTIONS	NET PAY ALLOCATIONS
	DESCRIPTION	RATE	HOURS	EARNINGS			
**** 110130 DRIVERS (cont.) Corretjier, Adriyana (cont.) 6658	EMPLOYEE TOTAL		81.63	1,403.80		160.25	Net Pay 1,243.55
Daniels, Preston 6575	Hourly	19,2500	63.53	1,222.95	Social Security 99.49	401k Plan1 150.00	Direct Deposit # 808
	Premium Pay			62.15	Medicare 23.26		Check Amt 0.00
	Sick	19,2500	16.60	319.55	Fed Income Tax 106.89		Chkg 692 1,176.01
					NC Income Tax 49.00		
	EMPLOYEE TOTAL		80.13	1,604.65	278.64	150.00	Net Pay 1,176.01
	<i>Other Items: (Do not increase Net Pay.)</i>						
	MatchPlan1			12.03			
Darby, Daniel 6391	BTWH	26,6700	7.18	191.49	Social Security 132.33	401k Plan1 128.06	Direct Deposit # 809
	Hourly	25,6700	33.72	865.59	Medicare 30.95	HART LTD 34.30	Check Amt 0.00
	Premium Pay			50.46	Fed Income Tax 164.95		Chkg 016 1,578.75
	Vacation	25,6700	40.00	1,026.80	NC Income Tax 65.00		
	EMPLOYEE TOTAL		80.90	2,134.34	393.23	162.36	Net Pay 1,578.75
	<i>Other Items: (Do not increase Net Pay.)</i>						
	MatchPlan1			16.01			
Davis, Mark 6585	Hourly	19,2500	80.00	1,540.00	Social Security 130.40	HART LTD 53.90	Direct Deposit # 810
	Premium Pay			103.42	Medicare 30.49	Med Flex Spending 45.45	Check Amt 0.00
	Overtime	28,8750	18.30	528.41	Fed Income Tax 184.72	Medical Pretax 20.00	Chkg 473 100.00
					NC Income Tax 82.00	Vision 3.11	Chkg 107 1,421.76
							Savg 634 100.00
	EMPLOYEE TOTAL		98.30	2,171.83	427.61	122.46	Net Pay 1,621.76
Deberry, Reginald 6647	Hourly	16,8500	78.50	1,322.73	Social Security 107.21	CS NC 46.15	Direct Deposit # 811
	Premium Pay			80.54	Medicare 25.07		Check Amt 0.00
	Overtime	25,2750	11.40	288.14	Fed Income Tax 139.85		Chkg 007 1,148.04
	Sick	16,8500	2.25	37.91	NC Income Tax 63.00		Savg 597 200.00
	EMPLOYEE TOTAL		92.15	1,729.32	335.13	46.15	Net Pay 1,348.04
Demery, Larry 6615	BTWH	19,0500	6.25	119.06	Social Security 122.30	Med Flex Spending 142.50	Direct Deposit # 812
	Hourly	18,0500	80.00	1,444.00	Medicare 28.61	Medical Pretax 20.00	Check Amt 0.00
	Premium Pay			102.10	Fed Income Tax 169.03	Vision 3.11	Savg 233 1,589.61
	Overtime	27,0750	17.47	473.00	NC Income Tax 63.00		
	EMPLOYEE TOTAL		103.72	2,138.16	382.94	165.61	Net Pay 1,589.61
Dickson, Harold 6535	Hourly	16,8500	80.00	1,348.00	Social Security 121.93		Direct Deposit # 813
	Premium Pay			93.65	Medicare 28.52		Check Amt 0.00
	Overtime	25,2750	20.77	524.96	Fed Income Tax 168.32		Chkg 010 1,577.84
					NC Income Tax 70.00		

PAYROLL JOURNAL

0944 1815-9960 DURHAM CITY TRANSIT COMPANY

EMPLOYEE NAME ID	HOURS, EARNINGS, REIMBURSEMENTS & OTHER PAYMENTS				WITHHOLDINGS	DEDUCTIONS	NET PAY ALLOCATIONS
	DESCRIPTION	RATE	HOURS	EARNINGS			
**** 110130 DRIVERS (cont.) Dickson, Harold (cont.) 6535							
	EMPLOYEE TOTAL		100.77	1,966.61			Net Pay 1,577.84
Dinsa, Tadele 6371	Hourly	25.6700	80.00	2,053.60	Social Security 188.11	401k Loan 1 Union 79.87	Direct Deposit # 814
	Premium Pay			152.20	Medicare 43.99	401k Plan1 319.62	Check Amt 0.00
	Overtime	38.5050	25.72	990.35	Fed Income Tax 249.92	AFLAC 9.84	Chkg 117 2,034.66
					NC Income Tax 108.00	Dental 12.59	
						Med Flex Spending 129.55	
						Medical Pretax 20.00	
	EMPLOYEE TOTAL		105.72	3,196.15	590.02	571.47	Net Pay 2,034.66
	<i>Other Items: (Do not increase Net Pay.)</i>						
	MatchPlan1				23.97		
Dunn, Wanda 6215	Hourly	25.6700	75.58	1,940.14	Social Security 127.00	401k Loan 4 Union 28.15	Direct Deposit # 815
	Premium Pay			97.16	Medicare 29.70	401k Loan 6 Union 27.92	Check Amt 0.00
	Overtime	38.5050	0.08	3.08	Fed Income Tax 96.14	401k Plan1 21.62	Chkg 046 1,529.80
	Sick	25.6700	4.75	121.93	NC Income Tax 78.00	AFLAC 75.66	
						HART LTD 34.30	
						Med Flex Spending 90.91	
						Medical Pretax 20.00	
						Vision 3.11	
	EMPLOYEE TOTAL		80.41	2,162.31	330.84	301.67	Net Pay 1,529.80
	<i>Other Items: (Do not increase Net Pay.)</i>						
	MatchPlan1				5.41		
Dunston, Toney 6548	Hourly	21.6600	40.00	866.40	Social Security 110.18	AFLAC 113.25	Direct Deposit # 816
	Premium Pay			45.22	Medicare 25.77	Dental 12.59	Check Amt 0.00
	Overtime	32.4900	1.17	38.01	Fed Income Tax 185.60	HART LTD 25.72	Chkg 882 1,250.70
	Vacation	21.6600	40.00	866.40	NC Income Tax 66.00	Medical Pretax 20.00	
						Vision 6.22	
	EMPLOYEE TOTAL		81.17	1,816.03	387.55	177.78	Net Pay 1,250.70
Ellerbe, Andre C 6386	Hourly	25.6700	80.00	2,053.60	Social Security 132.75	AFLAC 86.61	Direct Deposit # 817
	Premium Pay			104.36	Medicare 31.04	HART LTD 52.57	Check Amt 0.00
	Overtime	38.5050	0.87	33.50	Fed Income Tax 229.27	Med Flex Spending 27.27	Chkg 742 1,274.84
					NC Income Tax 84.00	Medical Pretax 20.00	Chkg 257 250.00
						Vision 3.11	
	EMPLOYEE TOTAL		80.87	2,191.46	477.06	189.56	Net Pay 1,524.84
Evans, Tenecia 6621	Hourly	18.0500	31.85	574.89	Social Security 75.25	Medical Pretax 20.00	Direct Deposit # 818
	Premium Pay			28.74	Medicare 17.60	Vision 3.11	Check Amt 0.00
	Personal Day	18.0500	15.63	282.12	Fed Income Tax 117.66		Chkg 596 966.20
	Sick	18.0500	19.45	351.07	NC Income Tax 37.00		

PAYROLL JOURNAL

0944 1815-9960 DURHAM CITY TRANSIT COMPANY

EMPLOYEE NAME ID	HOURS, EARNINGS, REIMBURSEMENTS & OTHER PAYMENTS				WITHHOLDINGS	DEDUCTIONS	NET PAY ALLOCATIONS
	DESCRIPTION	RATE	HOURS	EARNINGS			
**** 110130 DRIVERS (cont.)							
Evans, Tenecia (cont.)							
6621							
	EMPLOYEE TOTAL		66.93	1,236.82			
					247.51	23.11	Net Pay 966.20
Farley, Kwesi 6260	Hourly	25.6700	80.00	2,053.60	Social Security 239.38	401k Plan1 195.31	Direct Deposit # 819
	Premium Pay			186.01	Medicare 55.98	Dental 19.25	Check Amt 0.00
	Overtime	38.5050	43.28	1,666.50	Fed Income Tax 455.52	Medical Pretax 20.00	Chkg 022 2,752.76
					NC Income Tax 162.00	Vision 5.91	
	EMPLOYEE TOTAL		123.28	3,906.11	912.88	240.47	Net Pay 2,752.76
	Other Items: (Do not increase Net Pay.)						
	MatchPlan1			29.30			
Finch, Robert 6357	Hourly	25.6700	80.00	2,053.60	Social Security 129.20	Dental 9.31	Direct Deposit # 820
	Premium Pay			104.16	Medicare 30.21	HART LTD 71.88	Check Amt 0.00
	Overtime	38.5050	0.77	29.65	Fed Income Tax 253.10	Med Flex Spending 68.18	Chkg 942 1,518.62
					NC Income Tax 81.00	Medical Pretax 20.00	
	EMPLOYEE TOTAL		80.77	2,187.41	493.51	175.28	Net Pay 1,518.62
Flowers, Alicia 6663	BTWH	17.8500	2.93	52.30	Social Security 135.81		Direct Deposit # 821
	Hourly	16.8500	80.00	1,348.00	Medicare 31.76		Check Amt 0.00
	Premium Pay			104.62	Fed Income Tax 276.55		Chkg 260 1,664.51
	Overtime	25.2750	27.13	685.71	NC Income Tax 82.00		
	EMPLOYEE TOTAL		110.06	2,190.63	526.12		Net Pay 1,664.51
Foster, Howard 6087	BTWH	26.6700	8.00	213.36	Social Security 164.98	401k Loan 4 Union 97.20	Direct Deposit # 822
	Hourly	25.6700	80.00	2,053.60	Medicare 38.59	401k Plan1 161.05	Check Amt 0.00
	Premium Pay			125.27	Fed Income Tax 204.34	AFLAC 49.71	Chkg 246 1,823.73
	Overtime	38.5050	7.58	291.87	NC Income Tax 97.00	EMC 24.39	
	EMPLOYEE TOTAL		95.58	2,684.10	504.91	355.46	Net Pay 1,823.73
	Other Items: (Do not increase Net Pay.)						
	MatchPlan1			20.13			
Fudge, Gregory 6278	Hourly	25.6700	80.00	2,053.60	Social Security 126.40	401k Plan1 132.36	Direct Deposit # 823
	Premium Pay			105.05	Medicare 29.56	CS AR 90.00	Check Amt 0.00
	Overtime	38.5050	1.23	47.36	Fed Income Tax 133.10	CS NC 211.47	Chkg 824 1,209.46
					NC Income Tax 72.00	Dental 19.25	
					HART LTD 34.30		
					Med Flex Spending 125.00		
					Medical Pretax 20.00		
					Vision 3.11		

PAYROLL JOURNAL

0944 1815-9960 DURHAM CITY TRANSIT COMPANY

EMPLOYEE NAME ID	HOURS, EARNINGS, REIMBURSEMENTS & OTHER PAYMENTS				WITHHOLDINGS	DEDUCTIONS	NET PAY ALLOCATIONS			
	DESCRIPTION	RATE	HOURS	EARNINGS				REIMB & OTHER PAYMENTS		
**** 110130 DRIVERS (cont.)										
Fudge, Gregory (cont.)										
6278										
	EMPLOYEE TOTAL		81.23	2,206.01		361.06	635.49	Net Pay	1,209.46	
<i>Other Items: (Do not increase Net Pay.)</i>										
	MatchPlan1				16.55					
Gadsden, Eric	BTWH	26,6700	15:27	407:25	Social Security	162:08	401k Loan 1 Union	92:92	Direct Deposit # 824	
6435	Hourly	25,6700	80:00	2,053:60	Medicare	37:91	401k Plan1	83:00	Check Amt	0.00
	Premium Pay			126:90	Fed Income Tax	351:47	HART LTD	66:95	Chkg 792	1,665.81
	Overtime	38,5050	4:65	179:05	NC Income Tax	154:00	Med Flex Spending	129:55		
							Medical Pretax	20:00		
							Vision	3:11		
	EMPLOYEE TOTAL		99.92	2,766.80		705.46		395.53	Net Pay	1,665.81
<i>Other Items: (Do not increase Net Pay.)</i>										
	MatchPlan1				20.75					
Gadsden, Malik	Hourly	16,8500	34:93	588:57	Social Security	94:24			Direct Deposit # 825	
6673	Premium Pay			72:38	Medicare	22:04			Check Amt	0.00
	Training	16,8500	50:98	859:01	Fed Income Tax	52:38			Chkg 759	1,299.30
					NC Income Tax	52:00				
	EMPLOYEE TOTAL		85.91	1,519.96		220.66			Net Pay	1,299.30
Garth, Lynnette	Hourly	25,6700	72:18	1,852:86	Social Security	113:32	401k Loan 1 Union	12:66	Direct Deposit # 826	
6350	Premium Pay			93:55	Medicare	26:50	401k Loan 2 Union	12:02	Check Amt	0.00
	Overtime	38,5050	0:47	18:10	Fed Income Tax	137:51	401k Plan1	117:87	Chkg 545	1,318.70
					NC Income Tax	62:00	AFLAC	27:18		
							Med Flex Spending	113:64		
							Medical Pretax	20:00		
							Vision	3:11		
	EMPLOYEE TOTAL		72.65	1,964.51		339.33		306.48	Net Pay	1,318.70
<i>Other Items: (Do not increase Net Pay.)</i>										
	MatchPlan1				14.73					
Gary, Ronta	Hourly	18,0500	80:00	1,444:00	Social Security	111:25	HART LTD	9:24	Direct Deposit # 827	
6626	Premium Pay			86:55	Medicare	26:02	Medical Pretax	20:00	Check Amt	0.00
	Overtime	27,0750	10:60	287:00	Fed Income Tax	114:53	Vision	3:11	Chkg 380	1,484.40
					NC Income Tax	49:00				
	EMPLOYEE TOTAL		90.60	1,817.55		300.80		32.35	Net Pay	1,484.40
Gibbs, Jena	Hourly	25,6700	80:00	2,053:60	Social Security	127:23	401k Loan 1 Union	13:87	Direct Deposit # 828	
6365	Premium Pay			104:99	Medicare	29:76	401k Plan1	66:14	Check Amt	0.00
	Overtime	38,5050	1:20	46:21	Fed Income Tax	150:80	Med Flex Spending	129:55	Chkg 277	1,354.34
					NC Income Tax	71:00	Medical Pretax	20:00	Chkg 919	239.00
							Vision	3:11		

PAYROLL JOURNAL

0944 1815-9960 DURHAM CITY TRANSIT COMPANY

EMPLOYEE NAME ID	HOURS, EARNINGS, REIMBURSEMENTS & OTHER PAYMENTS				WITHHOLDINGS	DEDUCTIONS	NET PAY ALLOCATIONS			
	DESCRIPTION	RATE	HOURS	EARNINGS				REIMB & OTHER PAYMENTS		
**** 110130 DRIVERS (cont.) Gibbs, Jena (cont.) 6365	EMPLOYEE TOTAL		81.20	2,204.80		378.79	232.67	Net Pay	1,593.34	
	<i>Other Items: (Do not increase Net Pay.)</i>									
	MatchPlan1								16.53	
Gibbs, Jerine 6563	Hourly	19.2500	68.27	1,314.20	Social Security	95.46	Med Flex Spending	125.00	Direct Deposit # 829	
	Premium Pay			65.71	Medicare	22.32	Medical Pretax	20.00	Check Amt	0.00
	Personal Day	19.2500	16.00	308.00	Fed Income Tax	117.10	Vision	3.11	Chkg 281	1,251.92
	NC Income Tax					53.00				
	EMPLOYEE TOTAL		84.27	1,687.91		287.88		148.11	Net Pay	1,251.92
Gomez, Adolfo 6071	Hourly	25.6700	80.00	2,053.60	Social Security	162.48	401k Plan1	317.26	Direct Deposit # 830	
	Premium Pay			137.82	Medicare	38.00	AFLAC	53.67	Check Amt	0.00
	Overtime	38.5050	11.75	452.43	Fed Income Tax	160.92	HART LTD	34.30	Chkg 597	1,762.11
	NC Income Tax					92.00	Medical Pretax	20.00		
	Vision						3.11			
	EMPLOYEE TOTAL		91.75	2,643.85		453.40		428.34	Net Pay	1,762.11
	<i>Other Items: (Do not increase Net Pay.)</i>									
	MatchPlan1								19.83	
Guthrie, Charlie 6608	Hourly	19.2500	80.00	1,540.00	Social Security	138.42	HART LTD	25.72	Direct Deposit # 831	
	Premium Pay			107.42	Medicare	32.37	Medical Pretax	20.00	Check Amt	0.00
	Overtime	28.8750	21.07	608.40	Fed Income Tax	213.04	Vision	3.11	Chkg 626	1,744.16
	NC Income Tax					79.00				
	EMPLOYEE TOTAL		101.07	2,255.82		462.83		48.83	Net Pay	1,744.16
Hall, Michael 6128	BTWH	26.6700	4.02	107.21	Social Security	153.31	401k Plan1	131.27	Direct Deposit # 832	
	Hourly	25.6700	80.00	2,053.60	Medicare	35.85	AFLAC	72.08	Check Amt	0.00
	Premium Pay			123.74	Fed Income Tax	205.16	Creditor4	320.55	Chkg 358	907.87
	Overtime	38.5050	8.85	340.77	NC Income Tax	94.00	HART LTD	52.57	Chkg 235	500.00
	Med Flex Spending						129.55			
	Medical Pretax						20.00			
	Vision						3.11			
	EMPLOYEE TOTAL		92.87	2,625.32		488.32		729.13	Net Pay	1,407.87
	<i>Other Items: (Do not increase Net Pay.)</i>									
	MatchPlan1								19.89	
Hammie, Maratha A 6036	Hourly	25.6700	80.00	2,053.60	Social Security	119.68	401k Plan1	65.42	Direct Deposit # 833	
	Premium Pay			103.84	Medicare	27.99	AFLAC	109.16	Check Amt	0.00
	Overtime	38.5050	0.60	23.10	Fed Income Tax	116.42	Dental	12.59	Chkg 041	1,431.64
	NC Income Tax					60.00	Medical Pretax	231.42		
	Vision						6.22			

PAYROLL JOURNAL

0944 1815-9960 DURHAM CITY TRANSIT COMPANY

EMPLOYEE NAME ID	HOURS, EARNINGS, REIMBURSEMENTS & OTHER PAYMENTS				WITHHOLDINGS	DEDUCTIONS	NET PAY ALLOCATIONS			
	DESCRIPTION	RATE	HOURS	EARNINGS				REIMB & OTHER PAYMENTS		
**** 110130 DRIVERS (cont.) Hammie, Maratha A (cont.) 6036	EMPLOYEE TOTAL		80.60	2,180.54		324.09	424.81	Net Pay	1,431.64	
	<i>Other Items: (Do not increase Net Pay.)</i>									
	MatchPlan1								16.35	
Harding, Ronnie 6256	Admin/Office Help	25.6700	0.33	8.47	Social Security	131.77	Dental	12.59	Direct Deposit # 834	
	Hourly	25.6700	79.67	2,045.13	Medicare	30.82	HART LTD	52.57	Check Amt	0.00
	Premium Pay			102.51	Fed Income Tax	179.24	Medical Pretax	20.00	Chkg 320	1,660.02
	Overtime	38.5050	0.13	5.01	NC Income Tax	71.00	Vision	3.11		
	EMPLOYEE TOTAL		80.13	2,161.12		412.83		88.27	Net Pay	1,660.02
Harley, Kahlit 6659	Hourly	16.8500	80.00	1,348.00	Social Security	93.87			Direct Deposit # 835	
	Premium Pay			72.10	Medicare	21.96			Check Amt	0.00
	Overtime	25.2750	3.72	94.02	Fed Income Tax	2.37			Chkg 946	1,390.92
	EMPLOYEE TOTAL		83.72	1,514.12	NC Income Tax	5.00			Net Pay	1,390.92
Harper Jr, Nakia 6637	Hourly	16.8500	71.53	1,205.28	Social Security	87.91	Medical Pretax	20.00	Direct Deposit # 836	
	Premium Pay			60.26	Medicare	20.56	Vision	3.11	Check Amt	0.00
	Sick	16.8500	10.42	175.58	Fed Income Tax	102.49			Chkg 330	1,160.05
	EMPLOYEE TOTAL		81.95	1,441.12	NC Income Tax	47.00			Net Pay	1,160.05
Harris, Brandon 6341	BTWH	26.6700	17.03	454.19	Social Security	144.65	401k Plan1	89.84	Direct Deposit # 837	
	Hourly	25.6700	80.00	2,053.60	Medicare	33.83	AFLAC	24.12	Check Amt	0.00
	Premium Pay			120.42	Fed Income Tax	62.60	CS NC	189.23	Chkg 772	1,692.87
	Overtime	38.5050	0.37	14.25	NC Income Tax	89.00	Dental	12.59		
	EMPLOYEE TOTAL		97.40	2,642.46		330.08	EMC	7.00	Net Pay	1,692.87
	<i>Other Items: (Do not increase Net Pay.)</i>						Med Flex Spending	59.09		
	MatchPlan1						Medical Pretax	231.42		
							Vision	6.22		
Harris, Lemont 6137	Hourly	25.6700	34.10	875.35	Social Security	132.47	AFLAC	48.54	Direct Deposit # 838	
	NR	25.6700	2.00	51.34	Medicare	30.98	HART LTD	34.30	Check Amt	0.00
	Premium Pay			46.33	Fed Income Tax	228.29	Med Flex Spending	45.45	Chkg 658	1,578.04
	Sick	25.6700	8.00	205.36	NC Income Tax	84.00	Medical Pretax	20.00		
	Vacation	25.6700	40.00	1,026.80			Vision	3.11	Net Pay	1,578.04
	EMPLOYEE TOTAL		84.10	2,205.18		475.74		151.40		

0944 1815-9960 DURHAM CITY TRANSIT COMPANY
Run Date 10/19/22 11:30 AM

Period Start - End Date 10/01/22 - 10/14/22
Check Date 10/21/22

Payroll Journal
Page 15 of 49
PYRJRN

PAYROLL JOURNAL

0944 1815-9960 DURHAM CITY TRANSIT COMPANY

EMPLOYEE NAME ID	HOURS, EARNINGS, REIMBURSEMENTS & OTHER PAYMENTS				WITHHOLDINGS	DEDUCTIONS	NET PAY ALLOCATIONS		
	DESCRIPTION	RATE	HOURS	EARNINGS				REIMB & OTHER PAYMENTS	
**** 110130 DRIVERS (cont.)									
Hart-Valle, Irene 6595	Personal Day	19,2500	31,75	611,19	Social Security	95,00	AFLAC	72,94	Direct Deposit # 839
	Sick	19,2500	9,05	174,21	Medicare	22,22	HART LTD	53,90	Check Amt 0,00
	Vacation	19,2500	40,00	770,00	Fed Income Tax	136,20	Medical Pretax	20,00	Chkg 518 1,079,03
					NC Income Tax	73,00	Vision	3,11	
	EMPLOYEE TOTAL		80,80	1,555,40		326,42	149,95	Net Pay	1,079,03
Hedgepeth, Jerry L 6436	Hourly	25,6700	23,80	610,95	Social Security	128,62	Medical Pretax	20,00	Direct Deposit # 840
	Premium Pay			30,55	Medicare	30,08			Check Amt 0,00
	Sick	25,6700	16,60	426,12	Fed Income Tax	173,12			Chkg 294 1,674,60
	Vacation	25,6700	40,00	1,026,80	NC Income Tax	68,00			
	EMPLOYEE TOTAL		80,40	2,094,42		399,82	20,00	Net Pay	1,674,60
Hedgepeth, Joy 6493	Hourly	24,0600	72,02	1,732,80	Social Security	145,17	401k Plan1	166,89	Direct Deposit # 841
	Premium Pay			103,28	Medicare	33,95	HART LTD	14,82	Check Amt 0,00
	Overtime	36,0900	9,52	343,58	Fed Income Tax	85,91	Med Flex Spending	22,73	Chkg 651 1,845,70
	Sick	24,0600	8,50	204,51	NC Income Tax	49,00	Medical Pretax	20,00	
	EMPLOYEE TOTAL		90,04	2,384,17		314,03	224,44	Net Pay	1,845,70
	<i>Other Items: (Do not increase Net Pay.)</i>								
	MatchPlan1					17,88			
Holman, Marc 6519	Hourly	21,6600	78,18	1,693,38	Social Security	122,07	HART LTD	5,20	Direct Deposit # 842
	Premium Pay			94,85	Medicare	28,55	Medical Pretax	20,00	Check Amt 0,00
	Overtime	32,4900	6,27	203,71	Fed Income Tax	168,59	Vision	3,11	Chkg 329 1,581,42
	EMPLOYEE TOTAL		84,45	1,991,94		382,21	28,31	Net Pay	1,581,42
Holmes, Tim 6609	Hourly	19,2500	80,00	1,540,00	Social Security	98,04	401kRothUn	49,97	Direct Deposit # 843
	Premium Pay			79,31	Medicare	22,93	Dental	12,59	Check Amt 0,00
	Overtime	28,8750	1,60	46,20	Fed Income Tax	58,51	Med Flex Spending	45,45	Chkg 086 100,00
					NC Income Tax	46,00	Medical Pretax	20,00	Chkg 925 150,00
	EMPLOYEE TOTAL		81,60	1,665,51		225,48	134,23	Chkg 271 1,055,80	Net Pay 1,305,80
	<i>Other Items: (Do not increase Net Pay.)</i>								
	MatchPlan1					12,49			
Hudson, George 6589	Hourly	19,2500	71,83	1,382,73	Social Security	107,10	HART LTD	53,90	Direct Deposit # 844
	Premium Pay			75,34	Medicare	25,05	Medical Pretax	20,00	Check Amt 0,00
	Overtime	28,8750	4,30	124,16	Fed Income Tax	139,63	Vision	3,11	Chkg 364 1,171,88
	Sick	19,2500	8,75	168,44	NC Income Tax	50,00			Chkg 065 180,00
	EMPLOYEE TOTAL		84,88	1,750,67		321,78	77,01	Net Pay	1,351,88
Idris, Abdullah-H... 6100	Hourly	25,6700	40,00	1,026,80	Social Security	171,00	401k Loan 4 Union	73,51	Direct Deposit # 845
	Premium Pay			85,71	Medicare	39,99	401k Plan1	197,86	Check Amt 0,00
	Overtime	38,5050	17,85	687,31	Fed Income Tax	160,17	AFLAC	19,85	Chkg 421 1,961,38

PAYROLL JOURNAL

0944 1815-9960 DURHAM CITY TRANSIT COMPANY

EMPLOYEE NAME ID	HOURS, EARNINGS, REIMBURSEMENTS & OTHER PAYMENTS				WITHHOLDINGS	DEDUCTIONS	NET PAY ALLOCATIONS	
	DESCRIPTION	RATE	HOURS	EARNINGS				REIMB & OTHER PAYMENTS
**** 110130 DRIVERS (cont.) Idris, Abdullah-Hakim Y (cont.) 6100	Vacation	25,6700	40:00	1,026:80	NC Income Tax	100:00	HART LTD 34:30 Med Flex Spending 45:45 Medical Pretax 20:00 Vision 3:11	Net Pay 1,961:38
	EMPLOYEE TOTAL		97:85	2,826:62		471:16	394:08	
	<i>Other Items: (Do not increase Net Pay.)</i>							
	MatchPlan1					21:20		
Jackson, Anita 6618	Hourly	16:8500	59:33	999:71	Social Security	54:93	Dental 12:59	Direct Deposit # 846
	Premium Pay			49:99	Medicare	12:84	Med Flex Spending 125:00	Check Amt 0:00
					Fed Income Tax	38:78	Medical Pretax 20:00	Chkg 421 679:34
							Vision 6:22	Savg 238 100:00
	EMPLOYEE TOTAL		59:33	1,049:70		106:55	163:81	Net Pay 779:34
Jackson, Jaquan 6488	Hourly	18:0500	7:25	130:86	Social Security	8:53	AFLAC 20:04	Direct Deposit # 847
	Premium Pay			6:54	Medicare	2:02		Check Amt 0:00
								Chkg 753 56:81
								Savg 942 50:00
	EMPLOYEE TOTAL		7:25	137:40		10:55	20:04	Net Pay 106:81
Jackson, Lawrence 6577	Hourly	19:2500	40:00	770:00	Social Security	97:34	Medical Pretax 20:00	Direct Deposit # 848
	Premium Pay			39:19	Medicare	22:77	Vision 3:11	Check Amt 0:00
	Overtime	28:8750	0:48	13:86	Fed Income Tax	120:72		Chkg 963 1,284:11
	Vacation	19:2500	40:00	770:00	NC Income Tax	45:00		
	EMPLOYEE TOTAL		80:48	1,593:05		285:83	23:11	Net Pay 1,284:11
Jacobs, Christoph... 6080	Hourly	19:2500	30:08	579:04	Social Security	37:69		Direct Deposit # 849
	Premium Pay			28:95	Medicare	8:82		Check Amt 0:00
					Fed Income Tax	44:98		Chkg 562 510:50
					NC Income Tax	6:00		
	EMPLOYEE TOTAL		30:08	607:99		97:49		Net Pay 510:50
Jenkins, Ernestine 6504	Hourly	21:6600	80:00	1,732:80	Social Security	112:56	Chpt13NC 133:85	Direct Deposit # 850
	NR	21:6600	2:00	43:32	Medicare	26:33	HART LTD 60:65	Check Amt 0:00
	Premium Pay			90:15	Fed Income Tax	194:04	Med Flex Spending 54:55	Chkg 525 300:00
	Overtime	32:4900	0:83	26:97	NC Income Tax	67:00	Medical Pretax 20:00	Chkg 455 921:15
							Vision 3:11	
	EMPLOYEE TOTAL		82:83	1,893:24		399:93	272:16	Net Pay 1,221:15
Jiggetts, Deshawn 6400	Hourly	25:6700	80:00	2,053:60	Social Security	192:73	AFLAC 27:18	Direct Deposit # 851
	Premium Pay			145:36	Medicare	45:08	Medical Pretax 20:00	Check Amt 0:00
	Overtime	38:5050	22:17	853:66	Fed Income Tax	478:50	Vision 3:11	Chkg 699 2,232:08
	Sick	25:6700	3:08	79:06	NC Income Tax	133:00		

PAYROLL JOURNAL

0944 1815-9960 DURHAM CITY TRANSIT COMPANY

EMPLOYEE NAME ID	HOURS, EARNINGS, REIMBURSEMENTS & OTHER PAYMENTS				WITHHOLDINGS	DEDUCTIONS	NET PAY ALLOCATIONS
	DESCRIPTION	RATE	HOURS	EARNINGS			
**** 110130 DRIVERS (cont.)							
Jiggetts, Deshawn (cont.)							
6400							
	EMPLOYEE TOTAL		105.25	3,131.68		849.31	50:29 Net Pay 2,232.08
Johnson, David 6477	BTWH	25.0600	8:02	200.98	Social Security	154.40	Medical Pretax 20:00 Direct Deposit # 852
	Hourly	24.0600	64:73	1,557.40	Medicare	36.11	Check Amt 0.00
	Premium Pay			100.11	Fed Income Tax	342.48	Chkg 168 1,855.29
	Overtime	36.0900	7:88	284.39	NC Income Tax	102.00	
	Vacation	24.0600	15:27	367.40			
	EMPLOYEE TOTAL		95.90	2,510.28		634.99	20:00 Net Pay 1,855.29
Jones, Glenda 6416	Hourly	25.6700	71:72	1,841.05	Social Security	147.46	AFLAC 31:26 Direct Deposit # 853
	Premium Pay			93.84	Medicare	34.48	Medical Pretax 20:00 Check Amt 0.00
	Overtime	38.5050	0:93	35.81	Fed Income Tax	234.59	Vision 3:11 Chkg 701 400.00
	Sick	25.6700	16:78	430.74	NC Income Tax	126.00	Chkg 931 1,404.54
	EMPLOYEE TOTAL		89.43	2,401.44		542.53	54:37 Net Pay 1,804.54
Jones, Trenton 6237	Hourly	25.6700	80:00	2,053.60	Social Security	177.30	AFLAC 30:72 Direct Deposit # 854
	Premium Pay			137.28	Medicare	41.47	HART LTD 24:85 Check Amt 0.00
	Overtime	38.5050	17:97	691.93	Fed Income Tax	314.60	Medical Pretax 20:00 Savg 349 2,167.76
					NC Income Tax	103.00	Vision 3:11
	EMPLOYEE TOTAL		97.97	2,882.81		636.37	78:68 Net Pay 2,167.76
Joynes, Ralph 6262	Hourly	25.6700	80:00	2,053.60	Social Security	172.26	401k Loan 2 Union 186:35 Direct Deposit # 855
	Premium Pay			135.06	Medicare	40.29	401k Plan1 340:36 Check Amt 0.00
	Overtime	38.5050	16:82	647.65	Fed Income Tax	216.75	AFLAC 36:30 Chkg 135 1,615.17
					NC Income Tax	99.00	Dental 9:31
							HART LTD 71:88
							Med Flex Spending 22:73
							Medical Pretax 20:00
							Vision 5:91
	EMPLOYEE TOTAL		96.82	2,836.31		528.30	692:84 Net Pay 1,615.17
	Other Items: (Do not increase Net Pay.)						
	MatchPlan1					21.27	
Lennon, Gary 6028	Hourly	25.6700	70:73	1,815.64	Social Security	131.62	401k Plan1 85:84 Direct Deposit # 856
	Premium Pay			90.78	Medicare	30.78	AFLAC 38:76 Check Amt 0.00
	Sick	25.6700	9:33	239.50	Fed Income Tax	206.37	HART LTD 52:57 Chkg 329 1,497.87
					NC Income Tax	79.00	Medical Pretax 20:00
							Vision 3:11
	EMPLOYEE TOTAL		80.06	2,145.92		447.77	200:28 Net Pay 1,497.87
	Other Items: (Do not increase Net Pay.)						
	MatchPlan1					16.09	

PAYROLL JOURNAL

0944 1815-9960 DURHAM CITY TRANSIT COMPANY

EMPLOYEE NAME ID	HOURS, EARNINGS, REIMBURSEMENTS & OTHER PAYMENTS				WITHHOLDINGS	DEDUCTIONS	NET PAY ALLOCATIONS			
	DESCRIPTION	RATE	HOURS	EARNINGS			REIMB & OTHER PAYMENTS			
**** 110130 DRIVERS (cont.) Lloyd, Ada 6051	BTWH	26,6700	9,27	247,23	Social Security	156,33	401k Plan1	259,00	Direct Deposit # 857	
	Hourly	25,6700	77,90	1,999,69	Medicare	36,56	AFLAC	61,76	Check Amt	0,00
	NR	25,6700	2,00	51,34	Fed Income Tax	183,97	HART LTD	71,88	Chkg 054	1,528,94
	Premium Pay			120,39	NC Income Tax	73,00	Med Flex Spending	45,45	Savg 054	150,00
	Overtime	38,5050	4,45	171,35			Medical Pretax	20,00		
							Vision	3,11		
	EMPLOYEE TOTAL		93,62	2,590,00		449,86		461,20	Net Pay	1,678,94
<i>Other Items: (Do not increase Net Pay.)</i>										
	MatchPlan1			19,43						
Mack, Julian 6598	Hourly	19,2500	65,15	1,254,14	Social Security	100,17	Dental	12,59	Direct Deposit # 858	
	Premium Pay			63,98	Medicare	23,43	LevyNC	136,16	Check Amt	0,00
	Overtime	28,8750	0,88	25,41	Fed Income Tax	126,20	Medical Pretax	20,00	Chkg 040	1,186,65
	Sick	19,2500	16,15	310,89	NC Income Tax	43,00	Vision	6,22		
	EMPLOYEE TOTAL		82,18	1,654,42		292,80		174,97	Net Pay	1,186,65
Martin, Kendrick 6562	BTWH	20,2500	6,77	137,09	Social Security	42,07	Vision	3,11	Direct Deposit # 859	
	Hourly	19,2500	26,60	512,05	Medicare	9,84			Check Amt	0,00
	Premium Pay			32,37	Fed Income Tax	68,03			Chkg 288	348,46
	EMPLOYEE TOTAL		33,37	681,51	NC Income Tax	10,00			Chkg 789	200,00
					129,94		3,11	Net Pay	548,46	
Martinez, Ana 6387	Hourly	25,6700	62,60	1,606,94	Social Security	132,42	401k Plan1	86,98	Direct Deposit # 860	
	Premium Pay			80,35	Medicare	30,97	Dental	12,59	Check Amt	0,00
	Sick	25,6700	2,25	57,76	Fed Income Tax	158,33	Medical Pretax	20,00	Chkg 428	1,660,00
	Vacation	25,6700	16,73	429,46	NC Income Tax	67,00	Vision	6,22		
	EMPLOYEE TOTAL		81,58	2,174,51		388,72		125,79	Net Pay	1,660,00
	<i>Other Items: (Do not increase Net Pay.)</i>									
	MatchPlan1			16,31						
Maxwell, Lisa 6066	Hourly	25,6700	80,00	2,053,60	Social Security	127,31	AFLAC	77,88	Direct Deposit # 861	
	Premium Pay			105,05	Medicare	29,77	EMC	16,13	Check Amt	0,00
	Overtime	38,5050	1,23	47,36	Fed Income Tax	99,34	HART LTD	34,30	Chkg 761	200,00
	EMPLOYEE TOTAL		81,23	2,206,01	NC Income Tax	80,00	Med Flex Spending	129,55	Chkg 705	1,388,62
					336,42	Medical Pretax	20,00			
						Vision	3,11			
							280,97	Net Pay	1,588,62	
Maxwell, Sara 6667	Hourly	16,8500	80,00	1,348,00	Social Security	96,59			Direct Deposit # 862	
	Premium Pay			74,19	Medicare	22,59			Check Amt	0,00
	Overtime	25,2750	5,37	135,73	Fed Income Tax	9,22			Chkg 021	1,392,52
	EMPLOYEE TOTAL		85,37	1,557,92	NC Income Tax	37,00			Net Pay	1,392,52

PAYROLL JOURNAL

0944 1815-9960 DURHAM CITY TRANSIT COMPANY

EMPLOYEE NAME ID	HOURS, EARNINGS, REIMBURSEMENTS & OTHER PAYMENTS				WITHHOLDINGS	DEDUCTIONS	NET PAY ALLOCATIONS				
	DESCRIPTION	RATE	HOURS	EARNINGS			REIMB & OTHER PAYMENTS				
**** 110130 DRIVERS (cont.)											
McGhee, Jerry 6546	Hourly	21:6600	53:00	1,147:98		Social Security	142:15	HART LTD	53:90	Direct Deposit # 863	
	NR	21:6600	35:13	760:92		Medicare	33:24	Medical Pretax	20:00	Check Amt	0.00
	Premium Pay			110:28		Fed Income Tax	199:32	Vision	3:11	Chkg 586	1,772.09
	Overtime	32:4900	9:13	296:63		NC Income Tax	92:00				
	EMPLOYEE TOTAL			97:26	2,315:81		466:71		77:01	Net Pay	1,772.09
McNair, Leroy 6158	Hourly	25:6700	80:00	2,053:60		Social Security	132:77	401k Loan 2 Union	42:70	Direct Deposit # 864	
	Premium Pay			115:58		Medicare	31:06	401k Plan1	121:36	Check Amt	0.00
	Overtime	38:5050	6:70	257:98		Fed Income Tax	166:61	Dental	9:31	Chkg 010	260.00
						NC Income Tax	65:00	EMC	21:09	Chkg 203	1,120.90
	EMPLOYEE TOTAL			86:70	2,427:16		395:44		180:00	650:82	Net Pay
					18.20						
				<i>Other Items: (Do not increase Net Pay.)</i>							
				MatchPlan1							
Melendez, Jessica 6607	Hourly	19:2500	80:00	1,540:00		Social Security	105:68	401k Plan1	172:77	Direct Deposit # 865	
	Premium Pay			82:27		Medicare	24:71	Medical Pretax	20:00	Check Amt	0.00
	Overtime	28:8750	3:65	105:39		Fed Income Tax	155:83	Vision	3:11	Chkg 404	392.56
						NC Income Tax	53:00			Chkg 589	800.00
	EMPLOYEE TOTAL			83:65	1,727:66		339:22		195:88	Net Pay	1,192.56
					12.96						
				<i>Other Items: (Do not increase Net Pay.)</i>							
				MatchPlan1							
>>> SHORTFALL(S) ARE INDICATED BY AN ASTERISK (*). <<<											
Mills, Crystal 6239	Hourly	25:6700	7:75	198:94		Social Security	6:32	AFLAC	48:12	Direct Deposit # 866	
	Premium Pay			9:95		Medicare	1:48	Chpt13NC	*0:00	Check Amt	0.00
								Dental	12:59	Chkg 462	
								EMC	*45:98		
	EMPLOYEE TOTAL			7:75	208:89		7:80		68:18	201:09	Net Pay
Mitchell, Jamal 6283	Hourly	25:6700	77:62	1,992:51		Social Security	154:50	Medical Pretax	20:00	Direct Deposit # 867	
	Premium Pay			108:48		Medicare	36:13	Vision	3:11	Check Amt	0.00
	Overtime	38:5050	4:60	177:12		Fed Income Tax	163:69			Chkg 933	2,057.61
	Sick	25:6700	9:23	236:93		NC Income Tax	80:00				
	EMPLOYEE TOTAL			91:45	2,515:04		434:32		23:11	Net Pay	2,057.61
Mitchell, Kirk 6029	Hourly	25:6700	41:42	1,063:25		Social Security	70:17	401k Loan 11 Union	192:64	Direct Deposit # 868	
	Personal Day	25:6700	8:00	205:36		Medicare	16:42	401k Plan1	202:98	Check Amt	0.00
						Fed Income Tax	63:64	AFLAC	71:43	Chkg 307	420.70

PAYROLL JOURNAL

0944 1815-9960 DURHAM CITY TRANSIT COMPANY

EMPLOYEE NAME ID	HOURS, EARNINGS, REIMBURSEMENTS & OTHER PAYMENTS				WITHHOLDINGS	DEDUCTIONS	NET PAY ALLOCATIONS	
	DESCRIPTION	RATE	HOURS	EARNINGS				REIMB & OTHER PAYMENTS
**** 110130 DRIVERS (cont.) Mitchell, Kirk (cont.) 6029								
					NC Income Tax	22:00	HART LTD 71:88 Med Flex Spending 113:64 Medical Pretax 20:00 Vision 3:11	
	EMPLOYEE TOTAL		49.42	1,268.61		172:23	675:68	Net Pay 420.70
	<i>Other Items: (Do not increase Net Pay.)</i>							
	MatchPlan1					9.51		
Moody, Marc 6070	Hourly	25:6700	71:45	1,834:12	Social Security	147:63	401k Plan1 72:13	Direct Deposit # 869
	Premium Pay			92:53	Medicare	34:52	Medical Pretax 20:00	Check Amt 0.00
	Overtime	38:5050	0:43	16:56	Fed Income Tax	216:27	Vision 3:11	Chkg 216 1,802.59
	FMLA	25:6700	8:98	230:52	NC Income Tax	108:00		
	Sick	25:6700	8:98	230:52				
	EMPLOYEE TOTAL		89.84	2,404:25		506:42	95:24	Net Pay 1,802.59
	<i>Other Items: (Do not increase Net Pay.)</i>							
	MatchPlan1					18.03		
Morris, Alvin 6407	Hourly	25:6700	40:00	1,026:80	Social Security	156:62	AFLAC 31:26	Direct Deposit # 870
	Premium Pay			78:45	Medicare	36:63	HART LTD 66:95	Check Amt 0.00
	Overtime	38:5050	14:08	542:15	Fed Income Tax	207:48	Med Flex Spending 125:00	Chkg 396 1,941.15
	Vacation	25:6700	40:00	1,026:80	NC Income Tax	86:00	Medical Pretax 20:00 Vision 3:11	
	EMPLOYEE TOTAL		94.08	2,674:20		486:73	246:32	Net Pay 1,941.15
Morris, Rondell 6627	Hourly	18:0500	80:00	1,444:00	Social Security	116:06	Medical Pretax 20:00	Direct Deposit # 871
	Premium Pay			90:25	Medicare	27:15	Vision 3:11	Check Amt 0.00
	Overtime	27:0750	13:33	360:91	Fed Income Tax	206:47		Chkg 923 1,466.37
	EMPLOYEE TOTAL		93.33	1,895:16	NC Income Tax	56:00		Net Pay 1,466.37
Morton, Lillie 6452	Hourly	24:0600	6:68	160:72	Social Security	30:54	401k Loan 3 Union 117:76	Direct Deposit # 872
	Premium Pay			8:04	Medicare	7:14	401k Plan1 78:60	Check Amt 0.00
	Sick	24:0600	16:32	392:66	Fed Income Tax	8:14	AFLAC 67:86	Savg 638 182.60
							Dental 9:31	
							Med Flex Spending 36:36	
							Medical Pretax 20:00	
							Vision 3:11	
	EMPLOYEE TOTAL		23.00	561:42		45:82	333:00	Net Pay 182.60
	<i>Other Items: (Do not increase Net Pay.)</i>							
	MatchPlan1					4.21		

PAYROLL JOURNAL

0944 1815-9960 DURHAM CITY TRANSIT COMPANY

EMPLOYEE NAME ID	HOURS, EARNINGS, REIMBURSEMENTS & OTHER PAYMENTS				WITHHOLDINGS	DEDUCTIONS	NET PAY ALLOCATIONS	
	DESCRIPTION	RATE	HOURS	EARNINGS				REIMB & OTHER PAYMENTS
**** 110130 DRIVERS (cont.)								
Nelson, Willie 6682	Premium Pay			67.40	Social Security	87.75	Direct Deposit # 873	
	Training	16.8500	80.00	1,348.00	Medicare	20.52	Check Amt 0.00	
					Fed Income Tax	41.93	Chkg 458 1,218.20	
					NC Income Tax	47.00		
	EMPLOYEE TOTAL		80.00	1,415.40		197.20	Net Pay 1,218.20	
Norman, Theresa T 6638	Hourly	16.8500	72.83	1,227.19	Social Security	87.89	Medical Pretax 20.00	
	Premium Pay			61.97	Medicare	20.56	Vision 3.11	
	Overtime	25.2750	0.48	12.13	Fed Income Tax	142.14	Check Amt 0.00	
	Sick	16.8500	8.28	139.52	NC Income Tax	35.00	Chkg 741 566.06	
		EMPLOYEE TOTAL		81.59	1,440.81		285.59	23.11
							Chkg 320 566.05	
							Net Pay 1,132.11	
Nunn, Esther 6110	Hourly	25.6700	64.23	1,648.78	Social Security	138.39	AFLAC 79.70	
	Premium Pay			82.44	Medicare	32.36	HART LTD 66.95	
	Personal Day	25.6700	8.98	230.52	Fed Income Tax	249.30	Med Flex Spending 129.55	
	Vacation	25.6700	16.48	423.04	NC Income Tax	89.00	Medical Pretax 20.00	
		EMPLOYEE TOTAL		89.69	2,384.78		509.05	Vision 3.11
							299.31	
							Net Pay 1,576.42	
Parker, Alfred E 6490	BTWH	22.6600	23.07	522.77	Social Security	145.62	401k Plan2 125.31	
	Hourly	21.6600	80.00	1,732.80	Medicare	34.06	AFLAC 146.82	
	Premium Pay			116.42	Fed Income Tax	328.77	Dental 9.31	
	Overtime	32.4900	4.13	134.18	NC Income Tax	88.00	HART LTD 60.65	
		EMPLOYEE TOTAL		107.20	2,506.17		596.45	Med Flex Spending 125.00
								Medical Pretax 20.00
							Vision 3.11	
							490.20	
							Net Pay 1,419.52	
	Other Items: (Do not increase Net Pay.)							
	MatchPlan2				31.33			
Patterson, Patric... 6467	BTWH	20.2500	80.00	1,620.00	Social Security	205.65	AFLAC 26.40	
	Premium Pay			157.00	Medicare	48.09		
	Training	19.2500	80.00	1,540.00	Fed Income Tax	262.69		
		EMPLOYEE TOTAL		160.00	3,317.00	NC Income Tax	117.00	
							633.43	
							26.40	
							Net Pay 2,657.17	
Patterson, Perciv... 6021	Hourly	25.6700	33.37	856.61	Social Security	45.84	401k Plan1 26.98	
	Premium Pay			42.83	Medicare	10.71	AFLAC 33.73	
					Fed Income Tax	80.00	Dental 9.31	
					NC Income Tax	2.00	HART LTD 66.95	
		EMPLOYEE TOTAL		33.37	900.44		127.00	Med Flex Spending 125.00
							Medical Pretax 20.00	
							Vision 5.91	
							Net Pay 838.53	

PAYROLL JOURNAL

0944 1815-9960 DURHAM CITY TRANSIT COMPANY

EMPLOYEE NAME ID	HOURS, EARNINGS, REIMBURSEMENTS & OTHER PAYMENTS				WITHHOLDINGS	DEDUCTIONS	NET PAY ALLOCATIONS		
	DESCRIPTION	RATE	HOURS	EARNINGS					REIMB & OTHER PAYMENTS
**** 110130 DRIVERS (cont.) Patterson, Percival (cont.) 6021	EMPLOYEE TOTAL		33.37	899.44		138.55	287.88	Net Pay	473.01
	<i>Other Items: (Do not increase Net Pay.)</i>								
	MatchPlan1				6.74				
Peaks, Jeffrey 6082	Hourly	25.6700	67.40	1,730.16	Social Security	251.11	401k Loan 6 Union	20.69	Direct Deposit # 879
	NR	25.6700	8.00	205.36	Medicare	58.72	401k Plan1	133.83	Check Amt
	Premium Pay			117.19	Fed Income Tax	414.47	AFLAC	111.17	Chkg 280
	Training	25.6700	8.00	205.36	NC Income Tax	162.00	Dental	9.31	2,826.45
	Overtime	38.5050	5.27	202.92			HART LTD	71.88	
	Bonus			2,000.00			Med Flex Spending	125.00	
							Medical Pretax	270.45	
							Vision	5.91	
	EMPLOYEE TOTAL		88.67	4,460.99		886.30		748.24	Net Pay
	<i>Other Items: (Do not increase Net Pay.)</i>								2,826.45
	MatchPlan1				33.46				
Poole, Robert 6592	BTWH	20.2500	17.75	359.44	Social Security	200.01	CS NC	165.69	Direct Deposit # 880
	Hourly	19.2500	80.00	1,540.00	Medicare	46.78	CS NC2	115.38	Check Amt
	Premium Pay			165.32	Fed Income Tax	165.43	CS NC3	150.92	Chkg 157
	Overtime	28.8750	48.88	1,411.41	NC Income Tax	117.00	Dental	12.59	2,264.73
							Medical Pretax	231.42	
							Vision	6.22	
	EMPLOYEE TOTAL		146.63	3,476.17		529.22		682.22	Net Pay
	<i>Other Items: (Do not increase Net Pay.)</i>								2,264.73
	MatchPlan1								
Rawles, Bridget 6326	Hourly	25.6700	80.00	2,053.60	Social Security	149.32	401k Loan 6 Union	214.00	Direct Deposit # 881
	Premium Pay			108.03	Medicare	34.93	401k Plan1	200.35	Check Amt
	Overtime	38.5050	2.78	107.04	Fed Income Tax	280.40	HART LTD	24.85	Chkg 503
	Sick	25.6700	9.18	235.65	NC Income Tax	87.00	Med Flex Spending	72.73	1,417.63
							Medical Pretax	20.00	
							Vision	3.11	
	EMPLOYEE TOTAL		91.96	2,504.32		551.65		535.04	Net Pay
	<i>Other Items: (Do not increase Net Pay.)</i>								1,417.63
	MatchPlan1				18.78				
Rice, Danita 6058	Hourly	25.6700	40.00	1,026.80	Social Security	154.47	401k Plan1	75.44	Direct Deposit # 882
	Premium Pay			70.75	Medicare	36.13	AFLAC	65.03	Check Amt
	Overtime	38.5050	10.08	388.13	Fed Income Tax	289.75	Colonial Supp	19.11	Chkg 513
	Vacation	25.6700	40.08	1,028.85	NC Income Tax	98.00	HART LTD	24.85	1,728.64
							Medical Pretax	20.00	
							Vision	3.11	

PAYROLL JOURNAL

0944 1815-9960 DURHAM CITY TRANSIT COMPANY

EMPLOYEE NAME ID	HOURS, EARNINGS, REIMBURSEMENTS & OTHER PAYMENTS				WITHHOLDINGS	DEDUCTIONS	NET PAY ALLOCATIONS		
	DESCRIPTION	RATE	HOURS	EARNINGS					REIMB & OTHER PAYMENTS
**** 110130 DRIVERS (cont.)									
Rice, Danita (cont.) 6058	EMPLOYEE TOTAL		90.16	2,514.53		578.35	207.54	Net Pay	1,728.64
	<i>Other Items: (Do not increase Net Pay.)</i>								
	MatchPlan1				18.86				
Ruffin, Dequann 6507	BTWH	22,6600	25:87	586:21	Social Security	139:64	Dental	9:31	Direct Deposit # 883
	Hourly	21,6600	61:57	1,333:61	Medicare	32:66	Medical Pretax	20:00	Check Amt
	Premium Pay			92:55	Fed Income Tax	340:11	Vision	5:91	Chkg 442
	Sick	21,6600	12:70	275:08	NC Income Tax	90:00			Chkg 112
	EMPLOYEE TOTAL		100.14	2,287:45		602:41	35:22	Net Pay	1,649.82
Ruffin, Victoria 6508	BTWH	22,6600	6:60	149:56	Social Security	105:35	Med Flex Spending	68:18	Direct Deposit # 884
	Hourly	21,6600	56:62	1,226:39	Medicare	24:64	Medical Pretax	20:00	Check Amt
	Premium Pay			67:92	Fed Income Tax	59:30	Vision	3:11	Chkg 612
	FMLA	21,6600	16:00	346:56	NC Income Tax	29:00			1,480.85
	EMPLOYEE TOTAL		79.22	1,790:43		218:29	91:29	Net Pay	1,480.85
Saunders, Bartow 6084	Hourly	25,6700	70:80	1,817:44	Social Security	107:93	401k Plan1	321:97	Direct Deposit # 885
	Premium Pay			90:93	Medicare	25:24	AFLAC	49:58	Check Amt
	Overtime	38,5050	0:03	1:16	Fed Income Tax	94:44	Dental	19:25	Chkg 994
	Sick	25,6700	9:23	236:93	NC Income Tax	47:00	HART LTD	52:57	1,041.93
	EMPLOYEE TOTAL		80.06	2,146:46		274:61	Medical Pretax	386:55	Net Pay
	<i>Other Items: (Do not increase Net Pay.)</i>								
	MatchPlan1				16:10				
Scott, Tracy 6064	Hourly	25,6700	80:00	2,053:60	Social Security	136:26	AFLAC	52:92	Direct Deposit # 886
	Premium Pay			105:76	Medicare	31:87	HART LTD	52:57	Check Amt
	Overtime	38,5050	1:60	61:61	Fed Income Tax	241:76	Medical Pretax	20:00	Chkg 641
	EMPLOYEE TOTAL		81.60	2,220:97	NC Income Tax	82:00	Vision	3:11	1,600.48
						491:89	128:60	Net Pay	1,600.48
Smith, Lisa 6628	Hourly	18,0500	77:78	1,403:93	Social Security	82:88	HART LTD	24:12	Direct Deposit # 887
	Premium Pay			70:71	Medicare	19:39	Med Flex Spending	125:00	Check Amt
	Overtime	27,0750	0:38	10:29	Fed Income Tax	92:75	Medical Pretax	20:00	Chkg 536
	EMPLOYEE TOTAL		78.16	1,484:93	NC Income Tax	31:00	Vision	3:11	Chkg 320
						226:02	172:23	Net Pay	1,086.68
Smith, Steven L 6120	Hourly	25,6700	82:30	2,112:64	Social Security	139:69	HART LTD	34:30	Direct Deposit # 888
	Premium Pay			67:40	Medicare	32:67	Medical Pretax	20:00	Check Amt
	Overtime	38,5050	1:00	38:51	Fed Income Tax	174:73	Vision	3:11	Chkg 897
	Sick	25,6700	2:25	57:76	NC Income Tax	77:00			1,794.81
	EMPLOYEE TOTAL		85.55	2,276:31		424:09	57:41	Net Pay	1,794.81

PAYROLL JOURNAL

0944 1815-9960 DURHAM CITY TRANSIT COMPANY

EMPLOYEE NAME ID	HOURS, EARNINGS, REIMBURSEMENTS & OTHER PAYMENTS				WITHHOLDINGS	DEDUCTIONS	NET PAY ALLOCATIONS		
	DESCRIPTION	RATE	HOURS	EARNINGS			REIMB & OTHER PAYMENTS		
**** 110130 DRIVERS (cont.) Spears, Ethan 6681	Premium Pay			67:40	Social Security	87:76		Direct Deposit # 889	
	Training	16:8500	80:00	1,348:00	Medicare	20:52		Check Amt	0.00
					Fed Income Tax	102:18		Chkg 440	1,157.94
					NC Income Tax	47:00			
	EMPLOYEE TOTAL		80:00	1,415:40		257:46		Net Pay	1,157.94
Spence, Lindley 6414	BTWH	26:6700	2:00	53:34	Social Security	136:75	Med Flex Spending	68:18	Direct Deposit # 890
	Hourly	25:6700	40:00	1,026:80	Medicare	31:98	Medical Pretax	20:00	Check Amt
	Premium Pay			59:12	Fed Income Tax	243:49	Vision	3:11	Chkg 463
	Overtime	38:5050	3:00	115:52	NC Income Tax	87:00			1,706.48
	Personal Day	25:6700	9:10	233:60					
	Sick	25:6700	31:50	808:61					
	EMPLOYEE TOTAL		85:60	2,296:99		499:22	91:29		Net Pay
Springfield, Trim... 6085	Hourly	25:6700	80:00	2,053:60	Social Security	147:19	401k Loan 3 Union	74:66	Direct Deposit # 891
	Premium Pay			116:31	Medicare	34:42	401k Plan1	73:28	Check Amt
	Overtime	38:5050	7:08	272:62	Fed Income Tax	228:00	AFLAC	48:06	Chkg 040
					NC Income Tax	80:00	EMC	25:92	1,637.59
							HART LTD	24:85	
							Med Flex Spending	45:45	
							Medical Pretax	20:00	
						Vision	3:11		
	EMPLOYEE TOTAL		87:08	2,442:53		489:61	315:33	Net Pay	1,637.59
	<i>Other Items: (Do not increase Net Pay.)</i>								
	MatchPlan1					18:32			
Swain, Kimberly 6568	Hourly	19:2500	80:00	1,540:00	Social Security	118:09	HART LTD	25:72	Direct Deposit # 892
	Premium Pay			93:96	Medicare	27:62	Med Flex Spending	45:45	Check Amt
	Overtime	28:8750	11:75	339:28	Fed Income Tax	180:74	Medical Pretax	20:00	Chkg 098
					NC Income Tax	82:00	Vision	3:11	1,470.51
	EMPLOYEE TOTAL		91:75	1,973:24		408:45	94:28	Net Pay	1,470.51
Taylor, Diangelo 6317	Hourly	19:2500	80:00	1,540:00	Social Security	132:63	Medical Pretax	20:00	Direct Deposit # 893
	Premium Pay			96:30	Medicare	31:02	Vision	3:11	Check Amt
	Overtime	28:8750	13:37	386:06	Fed Income Tax	192:47			Chkg 757
	Sick	19:2500	7:27	139:95	NC Income Tax	79:00			1,704.08
	EMPLOYEE TOTAL		100:64	2,162:31		435:12	23:11		Net Pay
Thompson, Antonio 6081	Hourly	25:6700	79:53	2,041:54	Social Security	132:26	HART LTD	71:88	Direct Deposit # 894
	NR	25:6700	0:47	12:06	Medicare	30:93	Medical Pretax	20:00	Check Amt
	Premium Pay			102:68	Fed Income Tax	180:17	Vision	3:11	Chkg 914
					NC Income Tax	84:00			1,633.93
	EMPLOYEE TOTAL		80:00	2,156:28		427:36	94:99	Net Pay	1,633.93

PAYROLL JOURNAL

0944 1815-9960 DURHAM CITY TRANSIT COMPANY

EMPLOYEE NAME ID	HOURS, EARNINGS, REIMBURSEMENTS & OTHER PAYMENTS				WITHHOLDINGS	DEDUCTIONS	NET PAY ALLOCATIONS		
	DESCRIPTION	RATE	HOURS	EARNINGS			REIMB & OTHER PAYMENTS		
**** 110130 DRIVERS (cont.)									
Thompson, Daniel 6579	Hourly	19:2500	68:47	1,318:05	Social Security	114:45		Direct Deposit # 895	
	Premium Pay			65:90	Medicare	26:77		Check Amt	0.00
	Sick	19:2500	24:00	462:00	NC Income Tax	59:00		Chkg 960	1,645.73
	EMPLOYEE TOTAL			92:47	1,845:95		200:22		Net Pay
Thornton, Shawn 6536	BTWH	22:6600	24:35	551:77	Social Security	147:20	HART LTD	28:94	Direct Deposit # 896
	Bereavement	21:6600	7:88	170:68	Medicare	34:43	Medical Pretax	20:00	Check Amt
	Hourly	21:6600	72:57	1,571:87	Fed Income Tax	209:09	Vision	3:11	Chkg 027
	Premium Pay			102:94	NC Income Tax	96:00			1,858.49
EMPLOYEE TOTAL			104:80	2,397:26		486:72	52:05	Net Pay	1,858.49
Tindall Jr, Johnn... 6055	BTWH	26:6700	7:27	193:89	Social Security	253:86	AFLAC	68:16	Direct Deposit # 897
	Hourly	25:6700	80:00	2,053:60	Medicare	59:37	CS NC2	428:76	Check Amt
	Premium Pay			194:37	Fed Income Tax	380:89	Dental	12:59	Chkg 431
	Overtime	38:5050	43:85	1,688:44	NC Income Tax	166:00	HART LTD	34:30	2,703.26
EMPLOYEE TOTAL			131:12	4,130:30		860:12	20:00	Medical Pretax	
							3:11	Vision	
EMPLOYEE TOTAL			131:12	4,130:30		860:12	566:92	Net Pay	2,703.26
Trollinger, George 6606	Hourly	19:2500	52:25	1,005:81	Social Security	103:42	401k Plan1	84:55	Direct Deposit # 898
	NR	19:2500	29:37	565:37	Medicare	24:18	Medical Pretax	20:00	Check Amt
	Premium Pay			97:67	Fed Income Tax	139:20	Vision	3:11	Chkg 046
	Overtime	28:8750	0:77	22:23	NC Income Tax	66:00			1,250.62
EMPLOYEE TOTAL			82:39	1,691:08		332:80	107:66	Net Pay	1,250.62
<i>Other Items: (Do not increase Net Pay.)</i>									
MatchPlan1					12:68				
Velazquez, Jacque... 6561	Hourly	19:2500	80:00	1,540:00	Social Security	133:51	Dental	12:59	Direct Deposit # 899
	Premium Pay			104:39	Medicare	31:23	Medical Pretax	20:00	Check Amt
	Overtime	28:8750	18:97	547:76	Fed Income Tax	231:97	Vision	6:22	Chkg 777
	EMPLOYEE TOTAL			98:97	2,192:15	NC Income Tax	72:00		
EMPLOYEE TOTAL			98:97	2,192:15		468:71	38:81	Net Pay	1,684.63
Wade, Karen D 6401	Hourly	25:6700	80:00	2,053:60	Social Security	168:67	AFLAC	78:09	Direct Deposit # 900
	Premium Pay			106:01	Medicare	39:44	Dental	12:59	Check Amt
	Overtime	38:5050	24:23	932:98	Fed Income Tax	320:35	HART LTD	34:30	Chkg 090
	EMPLOYEE TOTAL			104:23	3,092:59	NC Income Tax	101:00	Med Flex Spending	125:00
EMPLOYEE TOTAL			104:23	3,092:59		629:46	231:42	Medical Pretax	1,778.62
							3:11	Vision	
Walker, Tameka 6172	Hourly	25:6700	39:75	1,020:38	Social Security	36:47	401k Plan1	107:14	Direct Deposit # 901
	Premium Pay			51:02	Medicare	8:53	AFLAC	50:73	Check Amt
	EMPLOYEE TOTAL			39:75	1,071:40			19:25	Chkg 351
EMPLOYEE TOTAL			39:75	1,071:40			15:81	HART LTD	369.60

PAYROLL JOURNAL

0944 1815-9960 DURHAM CITY TRANSIT COMPANY

EMPLOYEE NAME ID	HOURS, EARNINGS, REIMBURSEMENTS & OTHER PAYMENTS				WITHHOLDINGS	DEDUCTIONS	NET PAY ALLOCATIONS
	DESCRIPTION	RATE	HOURS	EARNINGS			
**** 110130 DRIVERS (cont.) Walker, Tameka (cont.) 6172						Med Flex Spending 68:18 Medical Pretax 386:55 Vision 9:14	
	EMPLOYEE TOTAL		39.75	1,071:40	45:00	656:80	Net Pay 369:60
<i>Other Items: (Do not increase Net Pay.)</i>							
	MatchPlan1				8:04		
Watkins, Francine 6202	Hourly	25:6700	80:00	2,053:60	Social Security 159:35	401k Loan 7 Union 43:74	Direct Deposit # 902
	Premium Pay			129:44	Medicare 37:27	401k Plan1 27:18	Check Amt 0:00
	Overtime	38:5050	13:90	535:22	Fed Income Tax 177:95	AFLAC 106:35	Chkg 070 1,790:26
					NC Income Tax 104:00	EMC 52:17	
	EMPLOYEE TOTAL		93:90	2,718:26	478:57	HART LTD 71:88 Med Flex Spending 125:00 Medical Pretax 20:00 Vision 3:11	Net Pay 1,790:26
<i>Other Items: (Do not increase Net Pay.)</i>							
	MatchPlan1				6:79		
Watlington, Johnny 6285	Hourly	25:6700	75:95	1,949:64	Social Security 152:00	401k Plan1 152:57	Direct Deposit # 903
	Premium Pay			111:31	Medicare 35:55	AFLAC 85:08	Check Amt 0:00
	Overtime	38:5050	7:18	276:47	Fed Income Tax 320:38	CS NC 286:15	Chkg 914 500:00
	Sick	25:6700	8:00	205:36	NC Income Tax 112:00	Med Flex Spending 68:18	Chkg 968 807:76
	EMPLOYEE TOTAL		91:13	2,542:78	619:93	Medical Pretax 20:00 Vision 3:11	Net Pay 1,307:76
<i>Other Items: (Do not increase Net Pay.)</i>							
	MatchPlan1				19:07		
Williams, George J 6093	Hourly	25:6700	71:33	1,831:04	Social Security 115:81	401k Loan 9 Union 78:03	Direct Deposit # 904
	Premium Pay			100:22	Medicare 27:09	401k Plan1 69:17	Check Amt 0:00
	Overtime	38:5050	4:50	173:27	Fed Income Tax 140:04	Dental 19:25	Chkg 786 1,323:81
	Sick	25:6700	7:83	201:00	NC Income Tax 67:00	EMC 12:61	
	EMPLOYEE TOTAL		83:66	2,305:53	349:94	HART LTD 34:30 Med Flex Spending 22:73 Medical Pretax 386:55 Vision 9:14	Net Pay 1,323:81

PAYROLL JOURNAL

0944 1815-9960 DURHAM CITY TRANSIT COMPANY

EMPLOYEE NAME ID	HOURS, EARNINGS, REIMBURSEMENTS & OTHER PAYMENTS				WITHHOLDINGS	DEDUCTIONS	NET PAY ALLOCATIONS				
	DESCRIPTION	RATE	HOURS	EARNINGS			REIMB & OTHER PAYMENTS				
<i>Other Items: (Do not increase Net Pay.)</i>											
	MatchPlan1				17.29						
**** 110130 DRIVERS (cont.)											
Williams, Susan 6380	Hourly	25,6700	80:00	2,053:60		Social Security	188:63	401k Plan1	153:28	Direct Deposit # 905	
	Premium Pay			134:83		Medicare	44:11	AFLAC	44:40	Check Amt 0.00	
	Overtime	38,5050	16:70	643:03		Fed Income Tax	430:24	EMC	70:69	Chkg 841 1,922.16	
	Sick	25,6700	9:12	234:11		NC Income Tax	122:00	HART LTD	66:95		
								Medical Pretax	20:00		
							Vision	3:11			
	EMPLOYEE TOTAL		105.82	3,065:57			784:98		358:43	Net Pay 1,922.16	
<i>Other Items: (Do not increase Net Pay.)</i>											
	MatchPlan1				22.99						
Wilson, Candis 6374	Hourly	16,8500	80:00	1,348:00		Social Security	131:06			Direct Deposit # 906	
	Premium Pay			100:66		Medicare	30:65			Check Amt 0.00	
	Overtime	25,2750	26:32	665:24		Fed Income Tax	186:90			Chkg 732 1,705.29	
						NC Income Tax	60:00				
		EMPLOYEE TOTAL		106.32	2,113:90			408:61			Net Pay 1,705.29
Woods, Jeffrey L 6134	BTWH	26,6700	2:25	60:01		Social Security	244:03	AFLAC	52:56	Direct Deposit # 907	
	Hourly	25,6700	80:00	2,053:60		Medicare	57:07	Colonial Supp	45:28	Check Amt 0.00	
	Premium Pay			190:06		Fed Income Tax	697:39	EMC	41:56	Chkg 397 900.00	
	Overtime	38,5050	44:22	1,702:69		NC Income Tax	205:00	HART LTD	24:85	Chkg 314 1,538.24	
								Med Flex Spending	47:27	Chkg 628 100.00	
							Medical Pretax	20:00	Savg 843 30.00		
							Vision	3:11			
	EMPLOYEE TOTAL		126.47	4,006:36			1,203:49		234:63	Net Pay 2,568.24	
110130 DRIVERS TOTALS											
				>>> SHORTFALL(S) ARE INDICATED BY AN ASTERISK (*). <<<							
124 Person(s)	Admin/Office Help		0.33	8:47		Social Security	15,841:77	401k Loan 1 Uni	400:05	Check Amt 0.00	
124 Transaction(s)	BTWH		273.90	6,227:15		Medicare	3,704:92	401k Loan 11 Un	192:64	Dir Dep 187,218.36	
	Bereavement		7.88	170:68		Fed Income Tax	22,960:42	401k Loan 2 Uni	241:07		
	Hourly		7,604.84	172,434:03		NC Income Tax	9,046:00	401k Loan 3 Uni	192:42		
	NR		80.97	1,741:05				401k Loan 4 Uni	276:52		
	Premium Pay			17,796:98				401k Loan 5 Uni	85:22		
	Training		522.38	9,064:67				401k Loan 6 Uni	336:63		
	Overtime		846.35	28,497:17				401k Loan 7 Uni	123:60		
	Bonus			2,000:00				401k Loan 9 Uni	78:03		
	FMLA		24.98	577:08				401k Plan1	6,147:84		
	Personal Day		139.23	3,007:27				401k Plan2	125:31		
	Sick		448.61	10,210:88				401kRothUn	49:97		
	Vacation		537.81	13,107:00				AFLAC	2,842:09		
								CS AR	90:00		
								CS NC	1,144:22		
								CS NC2	544:14		

PAYROLL JOURNAL

0944 1815-9960 DURHAM CITY TRANSIT COMPANY

EMPLOYEE NAME ID	HOURS, EARNINGS, REIMBURSEMENTS & OTHER PAYMENTS				WITHHOLDINGS		DEDUCTIONS		NET PAY ALLOCATIONS		
	DESCRIPTION	RATE	HOURS	EARNINGS	REIMB & OTHER PAYMENTS						
							CS NC3	150:92			
							Chpt13NC	*133:85			
							Colonial Supp	64:39			
							Creditor4	320:55			
							Dental	381:48			
							EMC	*344:84			
							Garn-LM	180:00			
							HART LTD	2,540:71			
							LevyNC	136:16			
							Med Flex Spendi	4,157:96			
							Medical Pretax	4,426:23			
							Vision	364:12			
	110130 DRIVERS TOTAL		10,487:28	264,842:43		51,553:11		26,070:96	Net Pay	187,218:36	
	<i>Other Items: (Do not increase Net Pay.)</i>										
	MatchPlan1				770:87						
	MatchPlan2				31:33						
					<i>Employer Liabilities</i>						
					Social Security	15,841:84					
					Medicare	3,704:98					
					Fed Unemploy	91:41					
					NC Unemploy	91:17					
					TOTAL EMPLOYER LIABILITY	19,729:40					
					TOTAL TAX LIABILITY	71,282:51					
**** 110140 SR OPS SUPERVISOR											
Toy-Staton, Honey 6593	Salary		M80:00	3,400:80			Social Security	208:15	Dental	34:34	Direct Deposit # 908
							Medicare	48:68	HART LTD	56:79	Check Amt
							Fed Income Tax	460:46	Vision	9:14	0.00
							NC Income Tax	146:00			Savg 010
											2,437:24
	EMPLOYEE TOTAL		80:00	3,400:80		863:29		100:27	Net Pay	2,437:24	
110140 SR OPS SUPERVISOR TOTALS											
1 Person(s)	Salary		80:00	3,400:80			Social Security	208:15	Dental	34:34	Check Amt
1 Transaction(s)							Medicare	48:68	HART LTD	56:79	0.00
							Fed Income Tax	460:46	Vision	9:14	Dir Dep
							NC Income Tax	146:00			2,437:24
	110140 SR OPS SUPERVISOR TOTAL		80:00	3,400:80		863:29		100:27	Net Pay	2,437:24	

PAYROLL JOURNAL

0944 1815-9960 DURHAM CITY TRANSIT COMPANY

EMPLOYEE NAME ID	HOURS, EARNINGS, REIMBURSEMENTS & OTHER PAYMENTS				WITHHOLDINGS		DEDUCTIONS		NET PAY ALLOCATIONS	
	DESCRIPTION	RATE	HOURS	EARNINGS	REIMB & OTHER PAYMENTS					
						<i>Employer Liabilities</i>				
						Social Security	208:15			
						Medicare	48:68			
						TOTAL EMPLOYER LIABILITY	256:83			
						TOTAL TAX LIABILITY	1,120:12			
**** 141330 MAINT SUPERVISOR										
Avent, Michael 6665	Hourly	36:7700	76:85	2,825:77		Social Security	197:36			Direct Deposit # 909
	Overtime	55:1550	6:48	357:40		Medicare	46:15			Check Amt 0.00
						Fed Income Tax	422:14			Chkg 181 2,380:52
						NC Income Tax	137:00			
	EMPLOYEE TOTAL		83:33	3,183:17			802:65			Net Pay 2,380:52
Carroll, David 6517	Salary		M64:00	2,478:58		Social Security	170:04	Dental 34:34		Direct Deposit # 910
	Vacation		M16:00	619:64		Medicare	39:77	HART LTD 37:49		Check Amt 0.00
						Fed Income Tax	303:31	Med Flex Spending 45:45		Chkg 994 2,077:00
						NC Income Tax	115:00	Medical Pretax 275:82		
	EMPLOYEE TOTAL		80:00	3,098:22			628:12	393:10		Net Pay 2,077:00
Jerome, Andrew 6643	Hourly	35:1525	80:00	2,812:20		Social Security	175:79	Dental 34:34		Direct Deposit # 911
	Overtime	52:7288	6:32	333:25		Medicare	41:11	HART LTD 34:02		Check Amt 0.00
						Fed Income Tax	264:43	Medical Pretax 275:82		Chkg 828 2,200:94
						NC Income Tax	119:00			
	EMPLOYEE TOTAL		86:32	3,145:45			600:33	344:18		Net Pay 2,200:94
Massey, Stanley L 6013	Hourly	37:0709	80:00	2,965:67		Social Security	190:12	AFLAC 18:06		Direct Deposit # 912
	Overtime	55:6064	5:97	331:97		Medicare	44:46	COLS 25:71		Check Amt 0.00
						Fed Income Tax	334:22	Dental 14:29		Chkg 812 800:00
						NC Income Tax	144:00	Med Flex Spending 45:45		Chkg 834 1,509:98
								Medical Pretax 165:13		
								Vision 6:22		
	EMPLOYEE TOTAL		85:97	3,297:64			712:80	274:86		Net Pay 2,309:98
Valle, Marlon 6613	Hourly	38:2590	76:60	2,930:64		Social Security	176:52	Dental 34:34		Direct Deposit # 913
	Overtime	57:3885	2:63	150:93		Medicare	41:28	Med Flex Spending 68:18		Check Amt 0.00
	Sick	38:2590	4:00	153:04		Fed Income Tax	33:23	Medical Pretax 275:82		Chkg 770 2,498:10
						NC Income Tax	98:00	Vision 9:14		
	EMPLOYEE TOTAL		83:23	3,234:61			349:03	387:48		Net Pay 2,498:10
141330 MAINT SUPERVISOR TOTALS										
5 Person(s)	Hourly		313:45	11,534:28		Social Security	909:83	AFLAC 18:06		Check Amt 0.00
5 Transaction(s)	Salary		64:00	2,478:58		Medicare	212:77	COLS 25:71		Dir Dep 11,466:54
	Overtime		21:40	1,173:55		Fed Income Tax	1,357:33	Dental 117:31		
	Sick		4:00	153:04		NC Income Tax	613:00	HART LTD 71:51		
	Vacation		16:00	619:64				Med Flex Spendi 159:08		

0944 1815-9960 DURHAM CITY TRANSIT COMPANY
Run Date 10/19/22 11:30 AM

Period Start - End Date 10/01/22 - 10/14/22
Check Date 10/21/22

Payroll Journal
Page 30 of 49
PYRJRN

PAYROLL JOURNAL

0944 1815-9960 DURHAM CITY TRANSIT COMPANY

EMPLOYEE NAME ID	HOURS, EARNINGS, REIMBURSEMENTS & OTHER PAYMENTS				WITHHOLDINGS	DEDUCTIONS	NET PAY ALLOCATIONS			
	DESCRIPTION	RATE	HOURS	EARNINGS					REIMB & OTHER PAYMENTS	
141330 MAINT SUPERVISOR TOTAL			418.85	15,959.09		Medical Pretax Vision	992.59 15.36	Net Pay	11,466.54	
					3,092.93		1,399.62			
					<i>Employer Liabilities</i>					
					Social Security Medicare NC Unemploy		909.84 212.78 6.37			
					TOTAL EMPLOYER LIABILITY		1,128.99			
					TOTAL TAX LIABILITY		4,221.92			
**** 141340 MECHANIC Alkire, Mark 6538	Hourly M2H NR Premium Pay EMPLOYEE TOTAL	30:1200 30:4700 30:1200 67:24	30:97 50:25 2:00 83:22	932.82 1,531.12 60.24 67.24 2,591.42		Social Security Medicare Fed Income Tax NC Income Tax	159.23 37.24 286.87 106.00 589.34	Medical Pretax Vision	20:00 3:11 23:11	Direct Deposit # 914 Check Amt 0.00 Chkg 626 1,978.97 Net Pay 1,978.97
Bowers, Benjamin 6098	Hourly M2H M3H Premium Pay Overtime Sick EMPLOYEE TOTAL	26:9500 27:3000 27:4000 40:86 40:4250 26:9500	11:02 8:27 45:08 1:40 16:00 81:77	296.99 225.77 1,235.19 40.86 56.60 431.20 2,286.61		Social Security Medicare Fed Income Tax NC Income Tax	140.33 32.82 256.20 90.00 519.35	Medical Pretax Vision	20:00 3:11 23:11	Direct Deposit # 915 Check Amt 0.00 Chkg 357 1,744.15 Net Pay 1,744.15
Cannady, Kipland 6154	Bereavement Hourly Premium Pay Overtime EMPLOYEE TOTAL <i>Other Items: (Do not increase Net Pay.)</i> MatchPlan1	32:0900 32:0900 48:1350	8:00 71:92 0:17 80:09	256.72 2,307.91 115.80 8.18 2,688.61		Social Security Medicare Fed Income Tax NC Income Tax	164.51 38.48 173.38 89.00 465.37	401k Plan1 AFLAC Dental Medical Pretax Vision	80:66 24:30 9:31 20:00 5:91 140:18	Direct Deposit # 916 Check Amt 0.00 Chkg 015 320.00 Chkg 687 1,763.06 Net Pay 2,083.06
Dove, Johnny 6004	Hourly M3H Premium Pay Overtime EMPLOYEE TOTAL	33:3200 33:7700 49:9800	69:62 10:38 0:97 80:97	2,319.74 350.53 123.08 48.48 2,841.83		Social Security Medicare Fed Income Tax NC Income Tax	174.01 40.69 339.30 118.00 672.00	Dental Medical Pretax Vision	9:31 20:00 5:91 35:22	Direct Deposit # 917 Check Amt 0.00 Chkg 188 2,134.61 Net Pay 2,134.61
Dunnegan, Thomas 6042	Hourly M2H M3H	26:9500 27:3000 27:4000	15:12 9:87 54:03	407.48 269.45 1,480.42		Social Security Medicare Fed Income Tax	135.30 31.64 113.31	401k Plan1 HART LTD Medical Pretax	110:27 36:00 20:00	Direct Deposit # 918 Check Amt 0.00 Chkg 697 1,674.86

PAYROLL JOURNAL

0944 1815-9960 DURHAM CITY TRANSIT COMPANY

EMPLOYEE NAME ID	HOURS, EARNINGS, REIMBURSEMENTS & OTHER PAYMENTS				WITHHOLDINGS	DEDUCTIONS	NET PAY ALLOCATIONS			
	DESCRIPTION	RATE	HOURS	EARNINGS				REIMB & OTHER PAYMENTS		
**** 141340 MECHANIC (cont.) Dunnegan, Thomas (cont.) 6042	Premium Pay			48:14	NC Income Tax	81:00	Vision	3:11		
	EMPLOYEE TOTAL		79:02	2,205:49		361:25		169:38	Net Pay	1,674:86
	<i>Other Items: (Do not increase Net Pay.)</i>									
Fuller, Cameron A 6541	MatchPlan1								16:54	
	Hourly	31:4000	23:05	723:77	Social Security	161:39	HART LTD	7:23	Direct Deposit # 919	
	M2H	31:7500	35:70	1,133:48	Medicare	37:74	Medical Pretax	20:00	Check Amt	0:00
	Premium Pay			46:68	Fed Income Tax	330:90	Vision	3:11	Chkg 021	1,962:76
	Sick	31:4000	23:00	722:20	NC Income Tax	103:00				
	EMPLOYEE TOTAL		81:75	2,626:13		633:03		30:34	Net Pay	1,962:76
Hayes, Thomas L 6044	<i>Other Items: (Do not increase Net Pay.)</i>									
	MatchPlan1								14:86	
	M2H	27:3000	36:07	984:71	Social Security	121:37	401k Loan 4 Union	120:76	Direct Deposit # 920	
	M3H	27:4000	27:57	755:42	Medicare	28:39	401k Plan1	118:85	Check Amt	0:00
	Premium Pay			25:03	Fed Income Tax	93:45	COLS	4:66	Chkg 018	1,128:96
	Vacation	26:9500	8:00	215:60	NC Income Tax	56:00	CS NC	268:61		
	EMPLOYEE TOTAL		71:64	1,980:76		299:21	HART LTD	16:60	Net Pay	1,128:96
Mattern, Robert 6425	<i>Other Items: (Do not increase Net Pay.)</i>									
	MatchPlan1								14:86	
	Hourly	30:1200	24:73	744:87	Social Security	159:77	HART LTD	10:36	Direct Deposit # 921	
	M2H	30:4700	42:27	1,287:97	Medicare	37:37	Medical Pretax	20:00	Check Amt	0:00
	M3H	30:5700	1:07	32:71	Fed Income Tax	361:53	Vision	3:11	Chkg 921	1,901:85
	Premium Pay			52:52	NC Income Tax	106:00				
	Vacation	30:1200	16:00	481:92						
	EMPLOYEE TOTAL		84:07	2,599:99		664:67		33:47	Net Pay	1,901:85
Pacheco, Christian 6363	<i>Other Items: (Do not increase Net Pay.)</i>									
	MatchPlan1								14:86	
	Hourly	24:3900	80:00	1,951:20	Social Security	127:99	HART LTD	12:49	Direct Deposit # 922	
	Premium Pay			100:49	Medicare	29:94	Med Flex Spending	22:73	Check Amt	0:00
	Overtime	36:5850	1:60	58:54	Fed Income Tax	248:78	Medical Pretax	20:00	Chkg 846	1,565:19
	EMPLOYEE TOTAL		81:60	2,110:23	NC Income Tax	80:00	Vision	3:11	Net Pay	1,565:19
Paylor, Christoph... 6039	<i>Other Items: (Do not increase Net Pay.)</i>									
	MatchPlan1								14:86	
	Hourly	32:0900	64:23	2,061:14	Social Security	154:47	401k Plan1	83:32	Direct Deposit # 923	
	Premium Pay			107:80	Medicare	36:13	Dental	9:31	Check Amt	0:00
	Overtime	48:1350	1:97	94:83	Fed Income Tax	213:18	HART LTD	65:72	Chkg 748	1,840:72
	Sick	32:0900	16:00	513:44	NC Income Tax	98:00	Medical Pretax	270:45		
	EMPLOYEE TOTAL		81:60	2,110:23		486:71	Vision	5:91	Net Pay	1,565:19

PAYROLL JOURNAL

0944 1815-9960 DURHAM CITY TRANSIT COMPANY

EMPLOYEE NAME ID	HOURS, EARNINGS, REIMBURSEMENTS & OTHER PAYMENTS				WITHHOLDINGS	DEDUCTIONS	NET PAY ALLOCATIONS		
	DESCRIPTION	RATE	HOURS	EARNINGS			REIMB & OTHER PAYMENTS		
**** 141340 MECHANIC (cont.) Paylor, Christopher T (cont.) 6039	EMPLOYEE TOTAL		82.20	2,777.21		501.78	434.71	Net Pay	1,840.72
	<i>Other Items: (Do not increase Net Pay.)</i>								
	MatchPlan1								20.83
Paylor, Michael J 6201	Hourly	24.3900	80.00	1,951.20	Social Security	126.90	HART LTD	32.59	Direct Deposit # 924
	Premium Pay			98.57	Medicare	29.68	Medical Pretax	20.00	Check Amt
	Overtime	36.5850	0.55	20.12	Fed Income Tax	138.25	Vision	3.11	Chkg 235
					NC Income Tax	79.00			1,640.36
	EMPLOYEE TOTAL		80.55	2,069.89		373.83	55.70	Net Pay	1,640.36
	<i>Other Items: (Do not increase Net Pay.)</i>								
	MatchPlan1								19.23
Ramsey, Roger 6108	Hourly	31.0000	12.03	372.93	Social Security	156.00	401k Loan 8 Union	105.50	Direct Deposit # 925
	M2H	31.3500	9.08	284.66	Medicare	36.48	401k Loan 9 Union	104.30	Check Amt
	M3H	31.4500	47.43	1,491.67	Fed Income Tax	222.07	401k Plan1	76.93	Chkg 312
	Premium Pay			43.17	NC Income Tax	99.00	AFLAC	50.88	1,601.39
	Sick	31.0000	4.00	124.00			Dental	19.25	
	Vacation	31.0000	8.00	248.00			HART LTD	63.49	
							Medical Pretax	20.00	
							Vision	9.14	
	EMPLOYEE TOTAL		80.54	2,564.43		513.55	449.49	Net Pay	1,601.39
	<i>Other Items: (Do not increase Net Pay.)</i>								
	MatchPlan1								19.23
Thompson, Jason 6361	Hourly	31.4000	78.92	2,478.09	Social Security	155.11	CS NC	205.38	Direct Deposit # 926
	M3H	31.8500	1.08	34.40	Medicare	36.27	Dental	12.59	Check Amt
	Premium Pay			125.76	Fed Income Tax	224.40	Med Flex Spending	125.00	Chkg 457
	Overtime	47.1000	0.58	27.32	NC Income Tax	102.00	Medical Pretax	20.00	1,778.60
							Vision	6.22	
	EMPLOYEE TOTAL		80.58	2,665.57		517.78	369.19	Net Pay	1,778.60
141340 MECHANIC TOTALS									
13 Person(s)	Bereavement		8.00	256.72	Social Security	1,936.38	401k Loan 4 Uni	120.76	Check Amt
13 Transaction(s)	Hourly		561.61	16,548.14	Medicare	452.87	401k Loan 8 Uni	105.50	Dir Dep
	M2H		191.51	5,717.16	Fed Income Tax	3,001.62	401k Loan 9 Uni	104.30	23,035.48
	M3H		186.64	5,380.34	NC Income Tax	1,207.00	401k Plan1	470.03	
	NR		2.00	60.24			AFLAC	75.18	
	Premium Pay			995.14			COLS	4.66	
	Overtime		7.24	314.07			CS NC	473.99	
	Sick		59.00	1,790.84			Dental	59.77	
	Vacation		32.00	945.52			HART LTD	244.48	
							Med Flex Spendi	147.73	
							Medical Pretax	510.45	
							Vision	57.97	

PAYROLL JOURNAL

0944 1815-9960 DURHAM CITY TRANSIT COMPANY

EMPLOYEE NAME ID	HOURS, EARNINGS, REIMBURSEMENTS & OTHER PAYMENTS				WITHHOLDINGS	DEDUCTIONS	NET PAY ALLOCATIONS			
	DESCRIPTION	RATE	HOURS	EARNINGS					REIMB & OTHER PAYMENTS	
141340 MECHANIC TOTAL			1,048.00	32,008.17				Net Pay	23,035.48	
Other Items: (Do not increase Net Pay.) MatchPlan1				91.62						
					<i>Employer Liabilities</i>					
					Social Security	1,936.41				
					Medicare	452.86				
					TOTAL EMPLOYER LIABILITY	2,389.27				
					TOTAL TAX LIABILITY	8,987.14				
**** 141360 VEHICLE ATTENDANT Alexander, Keyaira 6587	M2H	19:6000	30:40	595.84	Social Security	99.22	401k Plan2	48:70	Direct Deposit # 927	
	M3H	19:7000	50:47	994.26	Medicare	23.20	401kRothUn	32:47	Check Amt	0.00
	Premium Pay			33.35	Fed Income Tax	118.52	Medical Pretax	20:00	Chkg 391	1,224.23
					NC Income Tax	54.00	Vision	3:11		
	EMPLOYEE TOTAL		80.87	1,623.45		294.94		104:28	Net Pay	1,224.23
Other Items: (Do not increase Net Pay.) MatchPlan2				20.29						
Beasley, Pamela 6518	M2H	20:8900	6:00	125.34	Social Security	70.70	HART LTD	27:44	Direct Deposit # 928	
	M3H	20:9900	10:00	209.90	Medicare	16.54	Medical Pretax	20:00	Check Amt	0.00
	Premium Pay			6.60	Fed Income Tax	69.17	Vision	3:11	Chkg 252	923.48
	Vacation	20:5400	40:00	821.60	NC Income Tax	33.00				
	EMPLOYEE TOTAL		56.00	1,163.44		189.41		50:55	Net Pay	923.48
Bowman, Blanche 6642	M2H	18:3200	29:77	545.39	Social Security	91.72	HART LTD	4:31	Direct Deposit # 929	
	M3H	18:4200	50:17	924.13	Medicare	21.45	Medical Pretax	20:00	Check Amt	0.00
	Premium Pay			33.00	Fed Income Tax	109.86	Vision	3:11	Chkg 537	1,202.07
					NC Income Tax	50.00				
	EMPLOYEE TOTAL		79.94	1,502.52		273.03		27:42	Net Pay	1,202.07
Harris, Misti 6540	M2H	20:8900	44:67	933.16	Social Security	102.34	Dental	12:59	Direct Deposit # 930	
	M3H	20:9900	34:55	725.20	Medicare	23.93	Medical Pretax	20:00	Check Amt	0.00
	Premium Pay			31.18	Fed Income Tax	130.41	Vision	6:22	Chkg 007	1,347.05
					NC Income Tax	47.00				
	EMPLOYEE TOTAL		79.22	1,689.54		303.68		38:81	Net Pay	1,347.05
McMillan, Christo... 6591	M2H	19:6000	27:30	535.08	Social Security	108.55	Medical Pretax	20:00	Direct Deposit # 931	
	M3H	19:7000	45:72	900.68	Medicare	25.38	Vision	3:11	Check Amt	0.00
	Premium Pay			30.13	Fed Income Tax	134.29			Chkg 561	1,437.56
	Sick	19:2500	16:00	308.00	NC Income Tax	45.00				
	EMPLOYEE TOTAL		89.02	1,773.89		313.22		23:11	Net Pay	1,437.56

PAYROLL JOURNAL

0944 1815-9960 DURHAM CITY TRANSIT COMPANY

EMPLOYEE NAME ID	HOURS, EARNINGS, REIMBURSEMENTS & OTHER PAYMENTS				WITHHOLDINGS		DEDUCTIONS		NET PAY ALLOCATIONS		
	DESCRIPTION	RATE	HOURS	EARNINGS	REIMB & OTHER PAYMENTS						
**** 141360 VEHICLE ATTENDANT (cont.)											
McMillan, Sherry 6657	M2H	18,3200	30:12	551:80		Social Security	91:45	Dental	8:59	Direct Deposit # 932	
	M3H	18:4200	50:05	921:92		Medicare	21:39	Medical Pretax	20:00	Check Amt	0.00
	Premium Pay			33:06		Fed Income Tax	111:20	Vision	3:11	Chkg 011	1,191.04
						NC Income Tax	60:00				
	EMPLOYEE TOTAL		80:17	1,506:78			284:04		31:70	Net Pay	1,191.04
Parkinson, April 6506	M2H	20:8900	24:08	503:03		Social Security	103:21	Dental	9:31	Direct Deposit # 933	
	M3H	20:9900	40:10	841:70		Medicare	24:14	HART LTD	12:65	Check Amt	0.00
	Premium Pay			26:47		Fed Income Tax	171:77	Medical Pretax	20:00	Chkg 061	1,292.85
	Sick	20:5400	16:00	328:64		NC Income Tax	60:00	Vision	5:91		
	EMPLOYEE TOTAL		80:18	1,699:84			359:12		47:87	Net Pay	1,292.85
Rivera, Michael 6468	M2H	22:1700	30:60	678:40		Social Security	115:67	CS NC	461:55	Direct Deposit # 934	
	M3H	22:2700	51:60	1,149:13		Medicare	27:05	Dental	12:59	Check Amt	0.00
	Premium Pay			73:93		Fed Income Tax	205:08	Medical Pretax	20:00	Chkg 138	986.41
						NC Income Tax	70:00	Vision	3:11		
	EMPLOYEE TOTAL		82:20	1,901:46			417:80		497:25	Net Pay	986.41
Umstead, William R 6451	M2H	22:1700	44:22	980:36		Social Security	109:61	401k Loan 3 Union	33:26	Direct Deposit # 935	
	M3H	22:2700	35:00	779:45		Medicare	25:63	401k Plan1	89:55	Check Amt	0.00
	Premium Pay			31:23		Fed Income Tax	94:04	Creditor1	380:19	Chkg 930	949.96
						NC Income Tax	41:00	HART LTD	44:69		
	EMPLOYEE TOTAL		79:22	1,791:04			270:28		570:80	Net Pay	949.96
	<i>Other Items: (Do not increase Net Pay.)</i>										
	MatchPlan1				13.43						
141360 VEHICLE ATTENDANT TOTALS											
9 Person(s)	M2H		267:16	5,448:40		Social Security	892:47	401k Loan 3 Uni	33:26	Check Amt	0.00
9 Transaction(s)	M3H		367:66	7,446:37		Medicare	208:71	401k Plan1	89:55	Dir Dep	10,554.65
	Premium Pay			298:95		Fed Income Tax	1,144:34	401k Plan2	48:70		
	Sick		32:00	636:64		NC Income Tax	460:00	401kRothUn	32:47		
	Vacation		40:00	821:60				CS NC	461:55		
								Creditor1	380:19		
								Dental	43:08		
								HART LTD	89:09		
								Medical Pretax	180:00		
								Vision	33:90		
	141360 VEHICLE ATTENDANT TOTAL		706:82	14,651:96			2,705:52		1,391:79	Net Pay	10,554.65
	<i>Other Items: (Do not increase Net Pay.)</i>										
	MatchPlan1				13.43						
	MatchPlan2				20.29						

PAYROLL JOURNAL

0944 1815-9960 DURHAM CITY TRANSIT COMPANY

EMPLOYEE NAME ID	HOURS, EARNINGS, REIMBURSEMENTS & OTHER PAYMENTS				WITHHOLDINGS		DEDUCTIONS		NET PAY ALLOCATIONS	
	DESCRIPTION	RATE	HOURS	EARNINGS	REIMB & OTHER PAYMENTS					
					<i>Employer Liabilities</i>					
					Social Security	892.49				
					Medicare	208.72				
					NC Unemploy	5.91				
					TOTAL EMPLOYER LIABILITY	1,107.12				
					TOTAL TAX LIABILITY	3,812.64				
**** 141370 PARTS MANAGER Goode, Donald 6046	Salary		80.00	2,813.60						
					Social Security	172.26	Dental	3.96	Direct Deposit # 936	
					Medicare	40.28	Medical Pretax	28.23	Check Amt	0.00
					Fed Income Tax	257.59	Vision	3.11	Chkg 327	2,192.17
					NC Income Tax	116.00				
EMPLOYEE TOTAL						586.13		35.30	Net Pay	2,192.17
141370 PARTS MANAGER TOTALS <i>1 Person(s)</i> <i>1 Transaction(s)</i>	Salary		80.00	2,813.60						
					Social Security	172.26	Dental	3.96	Check Amt	0.00
					Medicare	40.28	Medical Pretax	28.23	Dir Dep	2,192.17
					Fed Income Tax	257.59	Vision	3.11		
					NC Income Tax	116.00				
141370 PARTS MANAGER TOTAL						586.13		35.30	Net Pay	2,192.17
					<i>Employer Liabilities</i>					
					Social Security	172.25				
					Medicare	40.29				
					TOTAL EMPLOYER LIABILITY	212.54				
					TOTAL TAX LIABILITY	798.67				
**** 141380 PARTS CLERK Clark, Vanessa 6162	Hourly	23,772.9	80.00	1,901.83						
					Social Security	115.72	Dental	3.96	Direct Deposit # 937	
					Medicare	27.06	Medical Pretax	28.23	Check Amt	0.00
					Fed Income Tax	205.25	Vision	3.11	Chkg 335	350.00
					NC Income Tax	70.00			Chkg 227	998.50
									Savg 424	50.00
									Savg 081	50.00
EMPLOYEE TOTAL						418.03		35.30	Net Pay	1,448.50
McLilly, Brandon 6375	Hourly	24,873.8	80.00	1,989.90						
					Social Security	121.18	Dental	3.96	Direct Deposit # 938	
					Medicare	28.34	HART LTD	12.73	Check Amt	0.00
					Fed Income Tax	188.24	Medical Pretax	28.23	Chkg 139	1,529.11
					NC Income Tax	75.00	Vision	3.11		
EMPLOYEE TOTAL						412.76		48.03	Net Pay	1,529.11

PAYROLL JOURNAL

0944 1815-9960 DURHAM CITY TRANSIT COMPANY

EMPLOYEE NAME ID	HOURS, EARNINGS, REIMBURSEMENTS & OTHER PAYMENTS				WITHHOLDINGS	DEDUCTIONS	NET PAY ALLOCATIONS			
	DESCRIPTION	RATE	HOURS	EARNINGS			REIMB & OTHER PAYMENTS			
141380 PARTS CLERK TOTALS 2 Person(s) 2 Transaction(s)	Hourly		160.00	3,891.73						
					Social Security	236.90	Dental	7.92	Check Amt	0.00
					Medicare	55.40	HART LTD	12.73	Dir Dep	2,977.61
					Fed Income Tax	393.49	Medical Pretax	56.46		
					NC Income Tax	145.00	Vision	6.22		
	141380 PARTS CLERK TOTAL		160.00	3,891.73		830.79		83.33	Net Pay	2,977.61
					<i>Employer Liabilities</i>					
					Social Security	236.91				
					Medicare	55.40				
					TOTAL EMPLOYER LIABILITY		292.31			
					TOTAL TAX LIABILITY		1,123.10			
**** 142310 FACILITY ATTENDANT										
Bond, Michael 6153	Hourly	21.8200	64.72	1,412.19	Social Security	108.48	AFLAC	78.76	Direct Deposit # 939	
	M3H	22.2700	15.28	340.29	Medicare	25.37	Med Flex Spending	68.18	Check Amt	0.00
	Premium Pay			78.01	Fed Income Tax	134.15	Medical Pretax	20.00	Chkg 754	938.91
	Overtime	32.7300	0.32	10.47	NC Income Tax	64.00	Vision	3.11	Chkg 327	400.00
	EMPLOYEE TOTAL		80.32	1,840.96		332.00		170.05	Net Pay	1,338.91
Brown, Berry 6231	Hourly	21.8200	54.60	1,191.37	Social Security	112.54	401k Plan1	55.15	Direct Deposit # 940	
	M2H	22.1700	26.08	578.19	Medicare	26.32	Medical Pretax	20.00	Check Amt	0.00
	Premium Pay			68.70	Fed Income Tax	135.39	Vision	3.11	Chkg 622	1,420.75
	EMPLOYEE TOTAL		80.68	1,838.26		339.25		78.26	Net Pay	1,420.75
	<i>Other Items: (Do not increase Net Pay.)</i>									
	MatchPlan1					13.79				
Loving, Kendra 6652	Hourly	17.9700	72.50	1,302.83	Social Security	92.52	Medical Pretax	20.00	Direct Deposit # 941	
	Premium Pay			65.32	Medicare	21.64	Vision	3.11	Check Amt	0.00
	Overtime	26.9550	0.13	3.50	Fed Income Tax	151.10			Chkg 681	1,188.04
	Sick	17.9700	8.00	143.76	NC Income Tax	39.00				
	EMPLOYEE TOTAL		80.63	1,515.41		304.26		23.11	Net Pay	1,188.04
Maddox, Stuart D 6634	Hourly	17.9700	80.00	1,437.60	Social Security	90.14	HART LTD	4.31	Direct Deposit # 942	
	Premium Pay			73.90	Medicare	21.08	Med Flex Spending	75.00	Check Amt	0.00
	Overtime	26.9550	1.50	40.43	Fed Income Tax	171.48	Medical Pretax	20.00	Chkg 527	1,092.81
	EMPLOYEE TOTAL		81.50	1,551.93	NC Income Tax	74.00	Vision	3.11		
						356.70		102.42	Net Pay	1,092.81
White, Bruce 6106	Hourly	21.8200	71.87	1,568.20	Social Security	110.90	Dental	9.31	Direct Deposit # 943	
	M3H	22.2700	0.08	1.78	Medicare	25.93	Medical Pretax	20.00	Check Amt	0.00
	Premium Pay			78.50	Fed Income Tax	138.85	Vision	5.91	Chkg 340	1,459.12
	Overtime	32.7300	0.03	0.98	NC Income Tax	54.00				

0944 1815-9960 DURHAM CITY TRANSIT COMPANY
Run Date 10/19/22 11:30 AM

Period Start - End Date 10/01/22 - 10/14/22
Check Date 10/21/22

Payroll Journal
Page 37 of 49
PYRJRN

PAYROLL JOURNAL

0944 1815-9960 DURHAM CITY TRANSIT COMPANY

EMPLOYEE NAME ID	HOURS, EARNINGS, REIMBURSEMENTS & OTHER PAYMENTS				WITHHOLDINGS	DEDUCTIONS	NET PAY ALLOCATIONS
	DESCRIPTION	RATE	HOURS	EARNINGS			
**** 142310 FACILITY ATTENDANT (cont.) White, Bruce (cont.) 6106	Sick	21,8200	8,00	174,56			
	EMPLOYEE TOTAL		79,98	1,824,02	329,68	35,22	Net Pay 1,459,12
142310 FACILITY ATTENDANT TOTALS							
5 Person(s)	Hourly		343,69	6,912,19	Social Security 514,58	401k Plan1 55,15	Check Amt 0,00
5 Transaction(s)	M2H		26,08	578,19	Medicare 120,34	AFLAC 78,76	Dir Dep 6,499,63
	M3H		15,36	342,07	Fed Income Tax 730,97	Dental 9,31	
	Premium Pay			364,43	NC Income Tax 296,00	HART LTD 4,31	
	Overtime		1,98	55,38		Med Flex Spendi 143,18	
	Sick		16,00	318,32		Medical Pretax 100,00	
						Vision 18,35	
142310 FACILITY ATTENDANT TOTAL			403,11	8,570,58	1,661,89	409,06	Net Pay 6,499,63
	Other Items: (Do not increase Net Pay.) MatchPlan1			13,79			
					Employer Liabilities		
					Social Security 514,59		
					Medicare 120,35		
					NC Unemploy 5,89		
					TOTAL EMPLOYER LIABILITY 640,83		
					TOTAL TAX LIABILITY 2,302,72		
**** 142320 MAINT MANAGER Losiniecki, Robert 6216	Salary		80,00	4,103,63	Social Security 248,29	401k Plan2 328,29	Direct Deposit # 944
					Medicare 58,07	Dental 3,96	Check Amt 0,00
					Fed Income Tax 365,36	Med Flex Spending 63,64	Chkg 542 2,842,68
					NC Income Tax 162,00	Medical Pretax 28,23	
						Vision 3,11	
	EMPLOYEE TOTAL		80,00	4,103,63	833,72	427,23	Net Pay 2,842,68
	Other Items: (Do not increase Net Pay.) MatchPlan2			61,55			
142320 MAINT MANAGER TOTALS							
1 Person(s)	Salary		80,00	4,103,63	Social Security 248,29	401k Plan2 328,29	Check Amt 0,00
1 Transaction(s)					Medicare 58,07	Dental 3,96	Dir Dep 2,842,68
					Fed Income Tax 365,36	Med Flex Spendi 63,64	
					NC Income Tax 162,00	Medical Pretax 28,23	
						Vision 3,11	
142320 MAINT MANAGER TOTAL			80,00	4,103,63	833,72	427,23	Net Pay 2,842,68

0944 1815-9960 DURHAM CITY TRANSIT COMPANY
Run Date 10/19/22 11:30 AM

Period Start - End Date 10/01/22 - 10/14/22
Check Date 10/21/22

Payroll Journal
Page 38 of 49
PYRJRN

PAYROLL JOURNAL

0944 1815-9960 DURHAM CITY TRANSIT COMPANY

EMPLOYEE NAME ID	HOURS, EARNINGS, REIMBURSEMENTS & OTHER PAYMENTS				WITHHOLDINGS		DEDUCTIONS		NET PAY ALLOCATIONS	
	DESCRIPTION	RATE	HOURS	EARNINGS	REIMB & OTHER PAYMENTS					
	<i>Other Items: (Do not increase Net Pay.)</i>									
	MatchPlan2				61.55					
						<i>Employer Liabilities</i>				
						Social Security	248.29			
						Medicare	58.07			
						TOTAL EMPLOYER LIABILITY	306.36			
						TOTAL TAX LIABILITY	1,140.08			
**** 142330 MAINT SUPERVISOR										
Kimrey, Keith	Hourly	32.1332	80.00	2,570.66		Social Security	160.19	401k Plan2	138.46	Direct Deposit # 945
6529	Overtime	48.1998	4.12	198.58		Medicare	37.47	401kRothNu	138.46	Check Amt 0.00
						Fed Income Tax	352.55	Dental	14.29	Chkg 990 493.54
						NC Income Tax	120.00	HART LTD	42.93	Chkg 950 1,100.00
								Medical Pretax	165.13	
								Vision	6.22	
	EMPLOYEE TOTAL		84.12	2,769.24			670.21		505.49	Net Pay 1,593.54
	<i>Other Items: (Do not increase Net Pay.)</i>									
	MatchPlan2				41.54					
142330 MAINT SUPERVISOR TOTALS										
<i>1 Person(s)</i>	Hourly		80.00	2,570.66		Social Security	160.19	401k Plan2	138.46	Check Amt 0.00
<i>1 Transaction(s)</i>	Overtime		4.12	198.58		Medicare	37.47	401kRothNu	138.46	Dir Dep 1,593.54
						Fed Income Tax	352.55	Dental	14.29	
						NC Income Tax	120.00	HART LTD	42.93	
								Medical Pretax	165.13	
								Vision	6.22	
	142330 MAINT SUPERVISOR TOTAL		84.12	2,769.24			670.21		505.49	Net Pay 1,593.54
	<i>Other Items: (Do not increase Net Pay.)</i>									
	MatchPlan2				41.54					
						<i>Employer Liabilities</i>				
						Social Security	160.18			
						Medicare	37.46			
						TOTAL EMPLOYER LIABILITY	197.64			
						TOTAL TAX LIABILITY	867.85			
**** 142350 TECH EQUIP MANAGER										
Bumphus, Earl	Salary		M64.00	2,825.28		Social Security	207.45	401k Plan2	100.00	Direct Deposit # 946
6016	Vacation		M16.00	706.32		Medicare	48.52	AFLAC	61.71	Check Amt 0.00
						Fed Income Tax	313.71	COLS	16.36	Chkg 901 2,458.21
						NC Income Tax	140.00	Dental	14.29	

PAYROLL JOURNAL

0944 1815-9960 DURHAM CITY TRANSIT COMPANY

EMPLOYEE NAME ID	HOURS, EARNINGS, REIMBURSEMENTS & OTHER PAYMENTS				WITHHOLDINGS		DEDUCTIONS		NET PAY ALLOCATIONS		
	DESCRIPTION	RATE	HOURS	EARNINGS	REIMB & OTHER PAYMENTS						
**** 142350 TECH EQUIP MANAGER (cont.) Bumphus, Earl (cont.) 6016							Medical Pretax	165:13			
							Vision	6:22			
	EMPLOYEE TOTAL		80:00	3,531:60		709:68		363:71	Net Pay	2,458:21	
	Other Items: (Do not increase Net Pay.) MatchPlan2				25:00						
142350 TECH EQUIP MANAGER TOTALS 1 Person(s) 1 Transaction(s)	Salary		64:00	2,825:28		Social Security	207:45	401k Plan2	100:00	Check Amt	0:00
	Vacation		16:00	706:32		Medicare	48:52	AFLAC	61:71	Dir Dep	2,458:21
						Fed Income Tax	313:71	COLS	16:36		
						NC Income Tax	140:00	Dental	14:29		
142350 TECH EQUIP MANAGER TOTAL		80:00	3,531:60		709:68		Medical Pretax	165:13	Net Pay	2,458:21	
Other Items: (Do not increase Net Pay.) MatchPlan2				25:00			Vision	6:22			
					Employer Liabilities						
					Social Security	207:45					
					Medicare	48:52					
					TOTAL EMPLOYER LIABILITY	255:97					
					TOTAL TAX LIABILITY	965:65					
**** 142370 TECH EQUIP TECHNICIAN Garrett, Ralph 6542	Hourly	31:0650	80:00	2,485:20		Social Security	147:21	401k Plan2	153:83	Direct Deposit # 947	
	Overtime	46:5975	1:02	47:53		Medicare	34:43	Dental	14:29	Check Amt	0:00
	Sick	31:0650	1:00	31:07		Fed Income Tax	150:97	Med Flex Spending	6:82	Chkg 500	1,810:01
						NC Income Tax	78:00	Medical Pretax	165:13		
EMPLOYEE TOTAL		82:02	2,563:80		410:61		Vision	3:11	Net Pay	1,810:01	
Other Items: (Do not increase Net Pay.) MatchPlan2				38:46							
Hutchins, Michael 6296	Hourly	32:7000	64:00	2,092:80		Social Security	159:17	Dental	14:29	Direct Deposit # 948	
	Sick	32:7000	16:00	523:20		Medicare	37:22	HART LTD	31:65	Check Amt	0:00
						Fed Income Tax	172:73	Medical Pretax	28:23	Chkg 831	1,000:00
						NC Income Tax	81:00	Vision	6:22	Chkg 852	1,085:49
EMPLOYEE TOTAL		80:00	2,616:00		450:12			80:39	Net Pay	2,085:49	

PAYROLL JOURNAL

0944 1815-9960 DURHAM CITY TRANSIT COMPANY

EMPLOYEE NAME ID	HOURS, EARNINGS, REIMBURSEMENTS & OTHER PAYMENTS				WITHHOLDINGS		DEDUCTIONS		NET PAY ALLOCATIONS		
	DESCRIPTION	RATE	HOURS	EARNINGS	REIMB & OTHER PAYMENTS						
**** 142370 TECH EQUIP TECHNICIAN (cont.) Parker, Nicholas 6674	Hourly	35.1000	80.00	2,808.00		Social Security	174.10			Direct Deposit # 949	
						Medicare	40.71			Check Amt	0.00
						Fed Income Tax	124.69			Chkg 548	2,350.50
						NC Income Tax	118.00				
	EMPLOYEE TOTAL		80.00	2,808.00			457.50			Net Pay	2,350.50
142370 TECH EQUIP TECHNICIAN TOTALS											
3 Person(s)	Hourly		224.00	7,386.00		Social Security	480.48	401k Plan2	153.83	Check Amt	0.00
3 Transaction(s)	Overtime		1.02	47.53		Medicare	112.36	Dental	28.58	Dir Dep	6,246.00
	Sick		17.00	554.27		Fed Income Tax	448.39	HART LTD	31.65		
						NC Income Tax	277.00	Med Flex Spendi	6.82		
								Medical Pretax	193.36		
								Vision	9.33		
	142370 TECH EQUIP TECHNICIAN TOTAL		242.02	7,987.80			1,318.23		423.57	Net Pay	6,246.00
	Other Items: (Do not increase Net Pay.)										
	MatchPlan2				38.46						
						<i>Employer Liabilities</i>					
						Social Security	480.49				
						Medicare	112.38				
						NC Unemploy	5.62				
						TOTAL EMPLOYER LIABILITY	598.49				
						TOTAL TAX LIABILITY	1,916.72				
**** 160510 AP ANALYST Cash, Yvonne 6271	Hourly	23.7729	80.00	1,901.83		Social Security	106.40	401k Loan 1 NonUni	29.35	Direct Deposit # 950	
						Medicare	24.88	401k Plan2	19.02	Check Amt	0.00
						Fed Income Tax	59.07	Dental	14.29	Chkg 130	150.00
						NC Income Tax	61.00	Medical Pretax	165.13	Chkg 391	50.00
								Vision	6.22	Chkg 575	50.00
										Chkg 568	366.47
										Savg 458	800.00
	EMPLOYEE TOTAL		80.00	1,901.83			251.35		234.01	Net Pay	1,416.47
	Other Items: (Do not increase Net Pay.)										
	MatchPlan2				4.76						
Zhu, Qiu A 6242	Salary		80.00	3,144.80		Social Security	190.17	Dental	3.96	Direct Deposit # 951	
						Medicare	44.48	Med Flex Spending	45.45	Check Amt	0.00
						Fed Income Tax	469.39	Medical Pretax	28.23	Chkg 456	892.85
						NC Income Tax	131.00			Chkg 033	1,339.27
	EMPLOYEE TOTAL		80.00	3,144.80			835.04		77.64	Net Pay	2,232.12

PAYROLL JOURNAL

0944 1815-9960 DURHAM CITY TRANSIT COMPANY

EMPLOYEE NAME ID	HOURS, EARNINGS, REIMBURSEMENTS & OTHER PAYMENTS				WITHHOLDINGS	DEDUCTIONS	NET PAY ALLOCATIONS			
	DESCRIPTION	RATE	HOURS	EARNINGS					REIMB & OTHER PAYMENTS	
160510 AP ANALYST TOTALS										
2 Person(s)	Hourly		80.00	1,901.83	Social Security	296.57	401k Loan 1 Non	29.35	Check Amt	0.00
2 Transaction(s)	Salary		80.00	3,144.80	Medicare	69.36	401k Plan2	19.02	Dir Dep	3,648.59
					Fed Income Tax	528.46	Dental	18.25		
					NC Income Tax	192.00	Med Flex Spendi	45.45		
							Medical Pretax	193.36		
							Vision	6.22		
	160510 AP ANALYST TOTAL		160.00	5,046.63		1,086.39		311.65	Net Pay	3,648.59
	Other Items: (Do not increase Net Pay.)									
	MatchPlan2				4.76					
					Employer Liabilities					
					Social Security	296.56				
					Medicare	69.35				
					TOTAL EMPLOYER LIABILITY	365.91				
					TOTAL TAX LIABILITY	1,452.30				
**** 160520 PAYROLL ANALYST										
Judd, Sherry L 6059	Hourly	28.4599	80.00	2,276.79	Social Security	138.39	401k Plan2	68.30	Direct Deposit # 952	
					Medicare	32.37	Dental	10.57	Check Amt	0.00
					Fed Income Tax	270.65	EMC	40.24	Chkg 880	50.00
					NC Income Tax	73.00	HART LTD	58.29	Chkg 448	710.84
							Medical Pretax	28.23	Chkg 777	250.00
							Vision	5.91	Savg 699	275.00
									Savg 033	155.00
									Savg 431	110.00
	EMPLOYEE TOTAL		80.00	2,276.79		514.41		211.54	Net Pay	1,550.84
	Other Items: (Do not increase Net Pay.)									
	MatchPlan2				17.07					
160520 PAYROLL ANALYST TOTALS										
1 Person(s)	Hourly		80.00	2,276.79	Social Security	138.39	401k Plan2	68.30	Check Amt	0.00
1 Transaction(s)					Medicare	32.37	Dental	10.57	Dir Dep	1,550.84
					Fed Income Tax	270.65	EMC	40.24		
					NC Income Tax	73.00	HART LTD	58.29		
							Medical Pretax	28.23		
							Vision	5.91		
	160520 PAYROLL ANALYST TOTAL		80.00	2,276.79		514.41		211.54	Net Pay	1,550.84
	Other Items: (Do not increase Net Pay.)									
	MatchPlan2				17.07					

PAYROLL JOURNAL

0944 1815-9960 DURHAM CITY TRANSIT COMPANY

EMPLOYEE NAME ID	HOURS, EARNINGS, REIMBURSEMENTS & OTHER PAYMENTS				WITHHOLDINGS		DEDUCTIONS		NET PAY ALLOCATIONS	
	DESCRIPTION	RATE	HOURS	EARNINGS	REIMB & OTHER PAYMENTS					
						<i>Employer Liabilities</i>				
						Social Security	138:39			
						Medicare	32:37			
						TOTAL EMPLOYER LIABILITY	170:76			
						TOTAL TAX LIABILITY	685:17			
**** 160540 CONTROLLER Bynum, Tonya 6236	Salary		M80:00	4,787:20		Social Security	294:62	401k Loan 8 NonUni	33:65	Direct Deposit # 953
						Medicare	68:90	401k Plan2	191:49	Check Amt 0.00
						Fed Income Tax	350:83	Dental	3:96	Chkg 501 3,559.95
						NC Income Tax	207:00	EMC	45:46	
								Medical Pretax	28:23	
								Vision	3:11	
	EMPLOYEE TOTAL		80:00	4,787:20			921:35		305:90	Net Pay 3,559.95
	<i>Other Items: (Do not increase Net Pay.)</i>									
	MatchPlan2				47:87					
160540 CONTROLLER TOTALS 1 Person(s) 1 Transaction(s)	Salary		80:00	4,787:20		Social Security	294:62	401k Loan 8 Non	33:65	Check Amt 0.00
						Medicare	68:90	401k Plan2	191:49	Dir Dep 3,559.95
						Fed Income Tax	350:83	Dental	3:96	
						NC Income Tax	207:00	EMC	45:46	
								Medical Pretax	28:23	
								Vision	3:11	
	160540 CONTROLLER TOTAL		80:00	4,787:20			921:35		305:90	Net Pay 3,559.95
	<i>Other Items: (Do not increase Net Pay.)</i>									
	MatchPlan2				47:87					
						<i>Employer Liabilities</i>				
						Social Security	294:62			
						Medicare	68:90			
						TOTAL EMPLOYER LIABILITY	363:52			
						TOTAL TAX LIABILITY	1,284:87			
**** 160560 CSR Daye, Rosemary 6395	Hourly	17:0149	80:00	1,361:19		Social Security	118:24	Dental	3:96	Direct Deposit # 954
	Overtime	25:5224	22:77	581:14		Medicare	27:66	Medical Pretax	28:23	Check Amt 0.00
						Fed Income Tax	161:17	Vision	3:11	Chkg 400 1,477.96
						NC Income Tax	72:00			Savg 385 50.00
	EMPLOYEE TOTAL		102:77	1,942:33			379:07		35:30	Net Pay 1,527.96

PAYROLL JOURNAL

0944 1815-9960 DURHAM CITY TRANSIT COMPANY

EMPLOYEE NAME ID	HOURS, EARNINGS, REIMBURSEMENTS & OTHER PAYMENTS				WITHHOLDINGS	DEDUCTIONS	NET PAY ALLOCATIONS	
	DESCRIPTION	RATE	HOURS	EARNINGS			REIMB & OTHER PAYMENTS	
**** 160570 GENERAL MANAGER (cont.) Middleton, Douglas (cont.) 6411								Savg -04 325.00 Savg 102 100.00
	EMPLOYEE TOTAL		80.00	5,670.71		1,138.17	542.76	Net Pay 3,989.78
160570 GENERAL MANAGER TOTALS								
1 Person(s) 1 Transaction(s)	Salary		80.00	5,670.71	Social Security 324.04 Medicare 75.78 Fed Income Tax 497.35 NC Income Tax 241.00	Dental 34.34 HART LTD 98.46 Med Flex Spendi 125.00 Medical Pretax 275.82 Vision 9.14		Check Amt 0.00 Dir Dep 3,989.78
	160570 GENERAL MANAGER TOTAL		80.00	5,670.71		1,138.17	542.76	Net Pay 3,989.78
					<i>Employer Liabilities</i>			
					Social Security 324.04 Medicare 75.78			
					TOTAL EMPLOYER LIABILITY 399.82 TOTAL TAX LIABILITY 1,537.99			
**** 160590 SAFETY MANAGER Cook, Morris H 6625	Salary		M80.00	3,353.85	Social Security 205.75 Medicare 48.12 Fed Income Tax 451.93 NC Income Tax 144.00	Dental 3.96 Medical Pretax 28.23 Vision 3.11		Direct Deposit # 958 Check Amt 0.00 Chkg 831 100.00 Chkg 443 50.00 Chkg 523 2,318.75
	EMPLOYEE TOTAL		80.00	3,353.85		849.80	35.30	Net Pay 2,468.75
Lewis, Petrina 6447	Personal Day Sick Vacation	31.0214 31.0214 31.0214	8.00 6.00 60.87	248.17 186.13 1,888.27	Social Security 131.52 Medicare 30.76 Fed Income Tax 153.10 NC Income Tax 65.00	401k Loan 1 NonUni 27.10 401k Plan2 116.13 AFLAC 60.30 Dental 34.34 HART LTD 30.03 Med Flex Spending 129.55 Medical Pretax 28.23 Vision 9.14		Direct Deposit # 959 Check Amt 0.00 Chkg 531 452.21 Chkg 188 1,055.16
	EMPLOYEE TOTAL		74.87	2,322.57		380.38	434.82	Net Pay 1,507.37
	Other Items: (Do not increase Net Pay.) MatchPlan2				29.03			

PAYROLL JOURNAL

0944 1815-9960 DURHAM CITY TRANSIT COMPANY

EMPLOYEE NAME ID	HOURS, EARNINGS, REIMBURSEMENTS & OTHER PAYMENTS				WITHHOLDINGS		DEDUCTIONS		NET PAY ALLOCATIONS		
	DESCRIPTION	RATE	HOURS	EARNINGS	REIMB & OTHER PAYMENTS						
160590 SAFETY MANAGER TOTALS											
2 Person(s)	Salary		80.00	3,353.85		Social Security	337.27	401k Loan 1 Non	27.10	Check Amt	0.00
2 Transaction(s)	Personal Day		8.00	248.17		Medicare	78.88	401k Plan2	116.13	Dir Dep	3,976.12
	Sick		6.00	186.13		Fed Income Tax	605.03	AFLAC	60.30		
	Vacation		60.87	1,888.27		NC Income Tax	209.00	Dental	38.30		
								HART LTD	30.03		
								Med Flex Spendi	129.55		
								Medical Pretax	56.46		
								Vision	12.25		
160590	SAFETY MANAGER TOTAL		154.87	5,676.42			1,230.18		470.12	Net Pay	3,976.12
	Other Items: (Do not increase Net Pay.)										
	MatchPlan2				29.03						
						Employer Liabilities					
						Social Security	337.27				
						Medicare	78.88				
						TOTAL EMPLOYER LIABILITY	416.15				
						TOTAL TAX LIABILITY	1,646.33				
**** 160610 HR MANAGER											
Miller, Stephen J 6566	Salary		80.00	4,403.60		Social Security	262.22	401kRothNu	396.32	Direct Deposit # 960	
						Medicare	61.33	Dental	10.57	Check Amt	0.00
						Fed Income Tax	498.30	Med Flex Spending	129.55	Chkg 423	2,821.17
						NC Income Tax	190.00	Medical Pretax	28.23		
								Vision	5.91		
	EMPLOYEE TOTAL		80.00	4,403.60			1,011.85		570.58	Net Pay	2,821.17
	Other Items: (Do not increase Net Pay.)										
	MatchPlan2				66.05						
160610 HR MANAGER TOTALS											
1 Person(s)	Salary		80.00	4,403.60		Social Security	262.22	401kRothNu	396.32	Check Amt	0.00
1 Transaction(s)						Medicare	61.33	Dental	10.57	Dir Dep	2,821.17
						Fed Income Tax	498.30	Med Flex Spendi	129.55		
						NC Income Tax	190.00	Medical Pretax	28.23		
								Vision	5.91		
160610	HR MANAGER TOTAL		80.00	4,403.60			1,011.85		570.58	Net Pay	2,821.17
	Other Items: (Do not increase Net Pay.)										
	MatchPlan2				66.05						

PAYROLL JOURNAL

0944 1815-9960 DURHAM CITY TRANSIT COMPANY

EMPLOYEE NAME ID	HOURS, EARNINGS, REIMBURSEMENTS & OTHER PAYMENTS				WITHHOLDINGS		DEDUCTIONS		NET PAY ALLOCATIONS	
	DESCRIPTION	RATE	HOURS	EARNINGS	REIMB & OTHER PAYMENTS					
						<i>Employer Liabilities</i>				
						Social Security	262.22			
						Medicare	61.33			
						TOTAL EMPLOYER LIABILITY	323.55			
						TOTAL TAX LIABILITY	1,335.40			
**** 160620 HUMAN RESOURCES										
Henderson, Eric 6629	Hourly	21.8000	73.93	1,611.67		Social Security	112.52			Direct Deposit # 961
	Overtime	32.7000	0.88	28.78		Medicare	26.32			Check Amt 0.00
	Sick	21.8000	8.00	174.40		Fed Income Tax	150.11			Chkg 618 1,480.90
						NC Income Tax	45.00			
	EMPLOYEE TOTAL		82.81	1,814.85			333.95			Net Pay 1,480.90
Hutchins, Ebony 6323	Hourly	31.2700	72.00	2,251.44		Social Security	144.42	401k Plan2	75.05	Direct Deposit # 962
	Sick	31.2700	8.00	250.16		Medicare	33.77	Dental	3.96	Check Amt 0.00
						Fed Income Tax	155.02	Medical Pretax	165.13	Chkg 831 630.00
						NC Income Tax	90.00	Vision	3.11	Chkg 983 75.00
	EMPLOYEE TOTAL		80.00	2,501.60			423.21		247.25	Chkg 773 1,126.14
	<i>Other Items: (Do not increase Net Pay.)</i>									Net Pay 1,831.14
	MatchPlan2				18.76					
160620 HUMAN RESOURCES TOTALS										
2 Person(s)	Hourly		145.93	3,863.11		Social Security	256.94	401k Plan2	75.05	Check Amt 0.00
2 Transaction(s)	Overtime		0.88	28.78		Medicare	60.09	Dental	3.96	Dir Dep 3,312.04
	Sick		16.00	424.56		Fed Income Tax	305.13	Medical Pretax	165.13	
						NC Income Tax	135.00	Vision	3.11	
160620 HUMAN RESOURCES TOTAL			162.81	4,316.45			757.16		247.25	Net Pay 3,312.04
	<i>Other Items: (Do not increase Net Pay.)</i>									
	MatchPlan2				18.76					
						<i>Employer Liabilities</i>				
						Social Security	256.94			
						Medicare	60.10			
						NC Unemploy	2.45			
						TOTAL EMPLOYER LIABILITY	319.49			
						TOTAL TAX LIABILITY	1,076.65			
COMPANY TOTALS										
196 Person(s)						> > > SHORTFALL(S) ARE INDICATED BY AN ASTERISK (*). < < <				

PAYROLL JOURNAL

0944 1815-9960 DURHAM CITY TRANSIT COMPANY

**EMPLOYEE NAME
ID**

HOURS, EARNINGS, REIMBURSEMENTS & OTHER PAYMENTS

WITHHOLDINGS

DEDUCTIONS

**NET PAY
ALLOCATIONS**

	DESCRIPTION	RATE	HOURS	EARNINGS	REIMB & OTHER PAYMENTS						
196 Transaction(s)	Admin/Office Help		0.33	8.47		Social Security	27,505.28	401k Loan 1 Non	91.95	Check Amt	0.00
	BTWH		273.90	6,227.15		Medicare	6,432.66	401k Loan 1 Uni	400.05	Dir Dep	324,913.21
	Bereavement		15.88	427.40		Fed Income Tax	41,849.18	401k Loan 10 No	79.53		
	Hourly		10,795.10	261,770.84		NC Income Tax	16,391.00	401k Loan 11 Un	192.64		
	M2H		484.75	11,743.75				401k Loan 2 Non	70.99		
	M3H		569.66	13,168.78				401k Loan 2 Uni	241.07		
	NR		83.47	1,815.87				401k Loan 3 Non	50.00		
	Premium Pay			19,594.92				401k Loan 3 Uni	225.68		
	Salary		1,080.00	49,615.25				401k Loan 4 Uni	397.28		
	Training		522.38	9,064.67				401k Loan 5 Uni	85.22		
	Overtime		1,009.08	34,861.51				401k Loan 6 Uni	336.63		
	Bonus			2,000.00				401k Loan 7 Uni	123.60		
	FMLA		24.98	577.08				401k Loan 8 Non	33.65		
	Personal Day		147.23	3,255.44				401k Loan 8 Uni	105.50		
	Sick		848.31	21,743.18				401k Loan 9 Uni	182.33		
	Vacation		890.71	23,783.44				401k Plan1	6,762.57		
								401k Plan2	3,530.08		
								401kRothNu	534.78		
								401kRothUn	82.44		
								AFLAC	3,850.60		
								COLS	46.73		
								CS AR	90.00		
								CS NC	2,518.21		
								CS NC2	544.14		
								CS NC3	150.92		
								Chpt13NC	*429.24		
								Colonial Supp	64.39		
								Creditor1	380.19		
								Creditor4	320.55		
								Dental	969.06		
								EMC	*501.44		
								Garn-LM	180.00		
								HART LTD	3,804.88		
								LevyNC	136.16		
								Med Flex Spend	5,832.51		
								Medical Pretax	8,566.93		
								Vision	654.48		
	COMPANY TOTAL		16,745.78	459,657.75			92,178.12		42,566.42	Net Pay	324,913.21
	<i>Other Items: (Do not increase Net Pay.)</i>										
	MatchPlan1				889.71						
	MatchPlan2				885.74						
	<i>Employer Liabilities</i>										
						Social Security	27,505.41				
						Medicare	6,432.75				
						Fed Unemploy	91.41				

PAYROLL JOURNAL

0944 1815-9960 DURHAM CITY TRANSIT COMPANY

EMPLOYEE NAME ID	HOURS, EARNINGS, REIMBURSEMENTS & OTHER PAYMENTS				WITHHOLDINGS	DEDUCTIONS	NET PAY ALLOCATIONS
	DESCRIPTION	RATE	HOURS	EARNINGS	REIMB & OTHER PAYMENTS		
					NC Unemploy	126,41	
					TOTAL EMPLOYER LIABILITY	34,155,98	
					TOTAL TAX LIABILITY	126,334,10	
(IC) = Independent Contractor							

PAYROLL JOURNAL

0944 1815-9960 DURHAM CITY TRANSIT COMPANY

EMPLOYEE NAME ID	HOURS, EARNINGS, REIMBURSEMENTS & OTHER PAYMENTS				WITHHOLDINGS	DEDUCTIONS	NET PAY ALLOCATIONS		
	DESCRIPTION	RATE	HOURS	EARNINGS			REIMB & OTHER PAYMENTS		
**** 160590 SAFETY MANAGER Lewis, Petrina 6447	DD Return Reimb				162.12			Direct Deposit # 766	
								Check Amt	0.00
								Chkg 531	162.12
	EMPLOYEE TOTAL				162.12			Net Pay	162.12
160590 SAFETY MANAGER TOTALS									
1 Person(s)	DD Return Reimb				162.12			Check Amt	0.00
1 Transaction(s)								Dir Dep	162.12
	160590 SAFETY MANAGER TOTAL				162.12			Net Pay	162.12
COMPANY TOTALS									
1 Person(s)	DD Return Reimb				162.12			Check Amt	0.00
1 Transaction(s)								Dir Dep	162.12
	COMPANY TOTAL				162.12			Net Pay	162.12
(IC) = Independent Contractor									

PAYROLL JOURNAL

0944 1815-9960 DURHAM CITY TRANSIT COMPANY

EMPLOYEE NAME ID	HOURS, EARNINGS, REIMBURSEMENTS & OTHER PAYMENTS				WITHHOLDINGS	DEDUCTIONS	NET PAY ALLOCATIONS
	DESCRIPTION	RATE	HOURS	EARNINGS			
**** 110130 DRIVERS Coleman, Jamira 6679	Premium Pay			-70:22	Social Security	26:47	Direct Deposit # 765
	Training	16:8500	29:50	497:08	Medicare	6:19	Check Amt 0.00
							SDA-Chkg 086 394.20
	EMPLOYEE TOTAL		29:50	426:86		32:66	Net Pay 394.20
110130 DRIVERS TOTALS							
1 Person(s)	Premium Pay			-70:22	Social Security	26:47	Check Amt 0.00
1 Transaction(s)	Training		29:50	497:08	Medicare	6:19	Dir Dep 394.20
	110130 DRIVERS TOTAL		29:50	426:86		32:66	Net Pay 394.20
					<i>Employer Liabilities</i>		
					Social Security	26:47	
					Medicare	6:19	
					Fed Unemploy	2:56	
					NC Unemploy	0:85	
				TOTAL EMPLOYER LIABILITY		36:07	
				TOTAL TAX LIABILITY		68:73	
COMPANY TOTALS							
1 Person(s)	Premium Pay			-70:22	Social Security	26:47	Check Amt 0.00
1 Transaction(s)	Training		29:50	497:08	Medicare	6:19	Dir Dep 394.20
	COMPANY TOTAL		29:50	426:86		32:66	Net Pay 394.20
					<i>Employer Liabilities</i>		
					Social Security	26:47	
					Medicare	6:19	
					Fed Unemploy	2:56	
					NC Unemploy	0:85	
				TOTAL EMPLOYER LIABILITY		36:07	
				TOTAL TAX LIABILITY		68:73	
(IC) = Independent Contractor							

PAYROLL JOURNAL

0944 1815-9960 DURHAM CITY TRANSIT COMPANY

EMPLOYEE NAME ID	HOURS, EARNINGS, REIMBURSEMENTS & OTHER PAYMENTS				WITHHOLDINGS	DEDUCTIONS	NET PAY ALLOCATIONS		
	DESCRIPTION	RATE	HOURS	EARNINGS			REIMB & OTHER PAYMENTS		
**** 110130 DRIVERS Watlington, Johnny 6285	DD Return Reimb				500.00			Direct Deposit # 764	
								Check Amt	0.00
								Chkg 968	500.00
	EMPLOYEE TOTAL				500.00			Net Pay	500.00
110130 DRIVERS TOTALS 1 Person(s) 1 Transaction(s)	DD Return Reimb				500.00			Check Amt	0.00
								Dir Dep	500.00
	110130 DRIVERS TOTAL				500.00			Net Pay	500.00
COMPANY TOTALS 1 Person(s) 1 Transaction(s)	DD Return Reimb				500.00			Check Amt	0.00
								Dir Dep	500.00
	COMPANY TOTAL				500.00			Net Pay	500.00
(IC) = Independent Contractor									

PAYROLL JOURNAL

0944 1815-9960 DURHAM CITY TRANSIT COMPANY

EMPLOYEE NAME ID	HOURS, EARNINGS, REIMBURSEMENTS & OTHER PAYMENTS				WITHHOLDINGS		DEDUCTIONS		NET PAY ALLOCATIONS		
	DESCRIPTION	RATE	HOURS	EARNINGS	REIMB & OTHER PAYMENTS						
**** 160 ADMINISTRATION											
Dutta, Sangeet 6619	Salary			4,192.31		Social Security	255.46	Dental	10.57	Direct Deposit # 563	
	Salary		M72:00			Medicare	59.74	Med Flex Spending	27.27	Check Amt	0.00
	NUnSickLv		M8:00			Fed Income Tax	459.32	Medical Pretax	28.23	Chkg 632	3,310.81
	Cell Reimbursement				150.00	NC Income Tax	185.00	Vision	5.91		
	EMPLOYEE TOTAL		80.00	4,192.31	150.00		959.52		71.98	Net Pay	3,310.81
McClain, George 6635	Salary			2,808.85		Social Security	173.71	Dental	3.96	Direct Deposit # 564	
	Salary		M80:00			Medicare	40.63	HART LTD	71.90	Check Amt	0.00
	Cell Reimbursement				100.00	Fed Income Tax	411.01	Vision	3.11	Chkg 811	2,091.53
	EMPLOYEE TOTAL		80.00	2,808.85	100.00		738.35		78.97	Net Pay	2,091.53
Reece, Brianna N 6661	Salary			2,076.92		Social Security	128.77			Direct Deposit # 565	
	Salary		M80:00			Medicare	30.12			Check Amt	0.00
						Fed Income Tax	181.56			Chkg 952	1,655.47
						NC Income Tax	81.00				
	EMPLOYEE TOTAL		80.00	2,076.92			421.45			Net Pay	1,655.47
Williams, Shirley 6107	Hourly	21.6300	73:00	1,578.99		Social Security	99.99	Chpt13NC	295.39	Direct Deposit # 566	
	Overtime	32.4450	4:00	129.78		Medicare	23.38	Dental	19.05	Check Amt	0.00
	PersHol	21.6300	7:00	151.41		Fed Income Tax	125.85	Medical Pretax	220.18	Chkg 141	511.05
						NC Income Tax	57.00	Vision	8.29	Chkg 799	250.00
										Chkg 937	50.00
										Chkg 047	150.00
										Chkg 200	50.00
	EMPLOYEE TOTAL		84.00	1,860.18			306.22		542.91	Net Pay	1,011.05
160 ADMINISTRATION TOTALS											
4 Person(s)	Hourly		73.00	1,578.99		Social Security	657.93	Chpt13NC	295.39	Check Amt	0.00
4 Transaction(s)	Salary		232.00	9,078.08		Medicare	153.87	Dental	33.58	Dir Dep	8,068.86
	Overtime		4.00	129.78		Fed Income Tax	1,177.74	HART LTD	71.90		
	NUnSickLv		8.00			NC Income Tax	436.00	Med Flex Spendi	27.27		
	PersHol		7.00	151.41				Medical Pretax	248.41		
	Cell Reimbursement				250.00			Vision	17.31		
	160 ADMINISTRATION TOTAL		324.00	10,938.26	250.00		2,425.54		693.86	Net Pay	8,068.86
						<i>Employer Liabilities</i>					
						Social Security	657.92				
						Medicare	153.87				
						NC Unemploy	7.38				
						TOTAL EMPLOYER LIABILITY	819.17				
						TOTAL TAX LIABILITY	3,244.71				

PAYROLL JOURNAL

0944 1815-9960 DURHAM CITY TRANSIT COMPANY

EMPLOYEE NAME ID	HOURS, EARNINGS, REIMBURSEMENTS & OTHER PAYMENTS				WITHHOLDINGS	DEDUCTIONS	NET PAY ALLOCATIONS
	DESCRIPTION	RATE	HOURS	EARNINGS			
**** 110110 OPS MANAGER Wrenn, Matthew 6146	Salary			3,836:00			
	Salary		M64:00			Social Security 226:32	401k Plan2 306:88
	NUnSickLv		M16:00			Medicare 52:93	AFLAC 50:40
	Cell Reimbursement				150:00	Fed Income Tax 213:95	Dental 14:29
						NC Income Tax 145:00	Medical Pretax 165:13
							Vision 6:22
	EMPLOYEE TOTAL		80:00	3,836:00	150:00	638:20	542:92
	<i>Other Items: (Do not increase Net Pay.)</i>						
	MatchPlan2				57:54		
110110 OPS MANAGER TOTALS 1 Person(s) 1 Transaction(s)	Salary		64:00	3,836:00			
	NUnSickLv		16:00			Social Security 226:32	401k Plan2 306:88
	Cell Reimbursement				150:00	Medicare 52:93	AFLAC 50:40
						Fed Income Tax 213:95	Dental 14:29
						NC Income Tax 145:00	Medical Pretax 165:13
							Vision 6:22
	110110 OPS MANAGER TOTAL		80:00	3,836:00	150:00	638:20	542:92
	<i>Other Items: (Do not increase Net Pay.)</i>						
	MatchPlan2				57:54		
					<i>Employer Liabilities</i>		
					Social Security 226:32		
					Medicare 52:93		
					TOTAL EMPLOYER LIABILITY 279:25		
					TOTAL TAX LIABILITY 917:45		
**** 110120 OPS SUPERVISOR Baldwin, Reginald A 6329	Hourly	29:1575	78:00	2,274:29			
	NR	29:1575	2:00	58:32		Social Security 145:14	401k Loan 1 NonUni 35:50
	Overtime	43:7363	1:00	43:74		Medicare 33:95	401k Plan2 142:58
						Fed Income Tax 128:47	AFLAC 156:75
						NC Income Tax 87:00	Dental 3:96
							HART LTD 38:96
	EMPLOYEE TOTAL		81:00	2,376:35		394:56	409:09
	<i>Other Items: (Do not increase Net Pay.)</i>						
	MatchPlan2				35:65		
Fall, Charles F 6466	Hourly	29:1575	40:00	1,166:30			
	Overtime	43:7363	2:17	94:91		Social Security 141:27	401k Loan 2 NonUni 70:99
	Vacation	29:1575	40:00	1,166:30		Medicare 33:04	401k Plan2 242:75
						Fed Income Tax 148:65	AFLAC 84:09
					NC Income Tax 74:00	Dental 3:96	
	EMPLOYEE TOTAL		82:17	3,528:81		394:56	409:09
	<i>Other Items: (Do not increase Net Pay.)</i>						
	MatchPlan2				35:65		

PAYROLL JOURNAL

0944 1815-9960 DURHAM CITY TRANSIT COMPANY

EMPLOYEE NAME ID	HOURS, EARNINGS, REIMBURSEMENTS & OTHER PAYMENTS				WITHHOLDINGS	DEDUCTIONS	NET PAY ALLOCATIONS
	DESCRIPTION	RATE	HOURS	EARNINGS			
**** 110120 OPS SUPERVISOR (cont.) Fall, Charles F (cont.) 6466						HART LTD 59:72 Med Flex Spending 113:64 Medical Pretax 28:23 Vision 3:11	
	EMPLOYEE TOTAL		82:17	2,427:51	396:96	606:49	Net Pay 1,424:06
	<i>Other Items: (Do not increase Net Pay.)</i>						
	MatchPlan2				36:41		
Fontaine, Edal 6475	Hourly	29:1575	69:68	2,031:69	Social Security 144:20	Dental 3:96	Direct Deposit # 570
	NR	29:1575	2:00	58:32	Medicare 33:72	Med Flex Spending 20:45	Check Amt 0:00
	NUnSickLv	29:1575	10:00	291:58	Fed Income Tax 203:29	Medical Pretax 28:23	Chkg 913 1,851:63
					NC Income Tax 93:00	Vision 3:11	
	EMPLOYEE TOTAL		81:68	2,381:59	474:21	55:75	Net Pay 1,851:63
Hardison, Rosemary 6342	Hourly	29:1575	80:00	2,332:60	Social Security 199:65	AFLAC 32:52	Direct Deposit # 571
	Overtime	43:7363	21:10	922:83	Medicare 46:69	Dental 3:96	Check Amt 0:00
					Fed Income Tax 310:61	Medical Pretax 28:23	Chkg 621 2,383:16
					NC Income Tax 139:00	Vision 3:11	Savg 051 108:50
	EMPLOYEE TOTAL		101:10	3,255:43	695:95	67:82	Net Pay 2,491:66
Johnson, Preston L 6072	Hourly	29:1575	70:17	2,045:98	Social Security 142:74	401k Plan2 163:63	Direct Deposit # 572
	NUnSickLv	29:1575	10:00	291:58	Medicare 33:39	Dental 3:96	Check Amt 0:00
					Fed Income Tax 192:34	HART LTD 81:65	Chkg 581 401:13
					NC Income Tax 84:00	Medical Pretax 28:23	Chkg 324 1,203:38
	EMPLOYEE TOTAL		80:17	2,337:56	452:47	3:11	Net Pay 1,604:51
	<i>Other Items: (Do not increase Net Pay.)</i>						
	MatchPlan2				35:06		
McClendon, Latoya 6641	Hourly	29:1575	80:00	2,332:60	Social Security 171:47	CS NC 438:45	Direct Deposit # 573
	Overtime	43:7363	17:12	748:76	Medicare 40:10	Dental 14:29	Check Amt 0:00
					Fed Income Tax 403:07	Med Flex Spending 130:00	Chkg 044 1,606:63
					NC Income Tax 106:00	Medical Pretax 165:13	
	EMPLOYEE TOTAL		97:12	3,081:36	720:64	6:22	Net Pay 1,606:63
Price, Shawn 6373	Hourly	29:1575	43:70	1,274:18	Social Security 142:72	Dental 3:96	Direct Deposit # 574
	NUnSickLv	29:1575	36:35	1,059:88	Medicare 33:38	HART LTD 17:96	Check Amt 0:00
					Fed Income Tax 228:26	Medical Pretax 28:23	Chkg 393 1,797:55
					NC Income Tax 82:00		
	EMPLOYEE TOTAL		80:05	2,334:06	486:36	50:15	Net Pay 1,797:55

PAYROLL JOURNAL

0944 1815-9960 DURHAM CITY TRANSIT COMPANY

EMPLOYEE NAME ID	HOURS, EARNINGS, REIMBURSEMENTS & OTHER PAYMENTS				WITHHOLDINGS	DEDUCTIONS	NET PAY ALLOCATIONS				
	DESCRIPTION	RATE	HOURS	EARNINGS			REIMB & OTHER PAYMENTS				
**** 110120 OPS SUPERVISOR (cont.) Reams, Beverly G 6022	Hourly	29,1575	78,00	2,274,29		Social Security	205,65	401k Plan2	168,74	Direct Deposit # 575	
	NR	29,1575	2,00	58,32		Medicare	48,10	AFLAC	34,26	Check Amt	0,00
	Overtime	43,7363	23,83	1,042,23		Fed Income Tax	450,81	Dental	3,96	Chkg 240	2,226,53
						NC Income Tax	123,00	HART LTD	59,72		
								Med Flex Spending	22,73		
								Medical Pretax	28,23		
								Vision	3,11		
	EMPLOYEE TOTAL		103,83	3,374,84			827,56		320,75	Net Pay	2,226,53
	<i>Other Items: (Do not increase Net Pay.)</i>										
	MatchPlan2				42,18						
Reed, Annie A 6012	Hourly	34,9672	80,00	2,797,38		Social Security	162,92	AFLAC	83,54	Direct Deposit # 576	
	Cell Reimbursement				100,00	Medicare	38,10	Dental	10,57	Check Amt	0,00
						Fed Income Tax	168,26	EMC	17,40	Chkg 099	1,739,83
						NC Income Tax	96,00	HART LTD	71,62	Chkg 633	350,00
								Med Flex Spending	125,00		
								Medical Pretax	28,23		
								Vision	5,91		
	EMPLOYEE TOTAL		80,00	2,797,38	100,00		465,28		342,27	Net Pay	2,089,83
	<i>Other Items: (Do not increase Net Pay.)</i>										
	MatchPlan2				47,70						
Williams, Stephan... 6041	Hourly	29,1575	78,00	2,274,29		Social Security	189,30	401k Plan2	222,58	Direct Deposit # 577	
	NR	29,1575	2,00	58,32		Medicare	44,27	AFLAC	127,14	Check Amt	0,00
	Overtime	43,7363	19,37	847,17		Fed Income Tax	380,98	Dental	10,57	Chkg 302	200,00
						NC Income Tax	107,00	EMC	17,58	Chkg 059	782,75
								HART LTD	81,65	Chkg 361	200,00
								Med Flex Spending	81,82	Chkg 447	700,00
								Medical Pretax	28,23		
								Vision	5,91		
	EMPLOYEE TOTAL		99,37	3,179,78			721,55		575,48	Net Pay	1,882,75
	<i>Other Items: (Do not increase Net Pay.)</i>										
	MatchPlan2				47,70						
Wright, Jeryl 6160	Hourly	30,4764	60,00	1,828,58		Social Security	168,32	401k Loan 3 NonUni	50,00	Direct Deposit # 578	
	Overtime	45,7146	8,02	366,63		Medicare	39,36	401k Plan2	140,24	Check Amt	0,00
	Vacation	30,4764	20,00	609,53		Fed Income Tax	173,61	AFLAC	40,74	Chkg 326	1,738,23
	Cell Reimbursement				50,00	NC Income Tax	106,00	Dental	3,96		
								EMC	35,92		
								HART LTD	40,72		
								LevyNC2	231,75		
								Med Flex Spending	54,55		
								Medical Pretax	28,23		
								Vision	3,11		

PAYROLL JOURNAL

0944 1815-9960 DURHAM CITY TRANSIT COMPANY

EMPLOYEE NAME ID	HOURS, EARNINGS, REIMBURSEMENTS & OTHER PAYMENTS				WITHHOLDINGS	DEDUCTIONS	NET PAY ALLOCATIONS		
	DESCRIPTION	RATE	HOURS	EARNINGS				REIMB & OTHER PAYMENTS	
**** 110120 OPS SUPERVISOR (cont.)									
Wright, Jeryl (cont.) 6160	EMPLOYEE TOTAL		88.02	2,804.74	50.00	487.29	629.22	Net Pay	1,738.23
	<i>Other Items: (Do not increase Net Pay.)</i>								
	MatchPlan2				35.06				
Wrighton, John 6310	Hourly	29,1575	80:00	2,332.60		Social Security 168.17	401k Loan 1 NonUni 43.56	Direct Deposit # 579	
	NR	29,1575	1:68	48.98		Medicare 39.33	401k Plan2 171.68	Check Amt	0.00
	Overtime	43.7363	10:97	479.79		Fed Income Tax 209.24	Dental 3.96	Chkg 776	1,981.45
						NC Income Tax 99.00	Med Flex Spending 113.64		
							Medical Pretax 28.23		
							Vision 3.11		
	EMPLOYEE TOTAL		92.65	2,861.37		515.74	364.18	Net Pay	1,981.45
	<i>Other Items: (Do not increase Net Pay.)</i>								
	MatchPlan2				42.92				
110120 OPS SUPERVISOR TOTALS									
12 Person(s)	Hourly		837.55	24,964.78		Social Security 1,981.55	401k Loan 1 Non 79.06	Check Amt	0.00
12 Transaction(s)	NR		9.68	282.26		Medicare 463.43	401k Loan 2 Non 70.99	Dir Dep	22,267.53
	Overtime		103.58	4,546.06		Fed Income Tax 2,997.59	401k Loan 3 Non 50.00		
	NUnSickLv		56.35	1,643.04		NC Income Tax 1,196.00	401k Plan2 1,252.20		
	Vacation		60.00	1,775.83			AFLAC 559.04		
	Cell Reimbursement				150.00		CS NC 438.45		
							Dental 71.07		
							EMC 70.90		
							HART LTD 452.00		
							LevyNC2 231.75		
							Med Flex Spendi 661.83		
							Medical Pretax 475.66		
							Vision 42.92		
110120 OPS SUPERVISOR TOTAL			1,067.16	33,211.97	150.00	6,638.57	4,455.87	Net Pay	22,267.53
	<i>Other Items: (Do not increase Net Pay.)</i>								
	MatchPlan2				274.98				
					<i>Employer Liabilities</i>				
						Social Security 1,981.55			
						Medicare 463.42			
						NC Unemploy 0.52			
						TOTAL EMPLOYER LIABILITY	2,445.49		
						TOTAL TAX LIABILITY	9,084.06		

PAYROLL JOURNAL

0944 1815-9960 DURHAM CITY TRANSIT COMPANY

EMPLOYEE NAME ID	HOURS, EARNINGS, REIMBURSEMENTS & OTHER PAYMENTS				WITHHOLDINGS	DEDUCTIONS	NET PAY ALLOCATIONS
	DESCRIPTION	RATE	HOURS	EARNINGS			
**** 110130 DRIVERS Abdurrahim, Lateef 6662	Hourly	16,8500	78:00	1,314:30	Social Security	105:08	Direct Deposit # 580
	NR	16,8500	2:00	33:70	Medicare	24:58	Check Amt 0.00
	Premium Pay			80:71	Fed Income Tax	58:79	Chkg 836 1,467.41
	Overtime	25,2750	10:53	266:15	NC Income Tax	39:00	
	EMPLOYEE TOTAL		90:53	1,694:86		227:45	Net Pay 1,467.41
Adams Jr, Jacob 6678	Premium Pay			24:43	Social Security	31:81	Direct Deposit # 581
	Training	16,8500	29:00	488:65	Medicare	7:44	Check Amt 0.00
	EMPLOYEE TOTAL		29:00	513:08	Fed Income Tax	1:50	Chkg 498 472.33
					40:75	Net Pay 472.33	
Addo, Peter K 6257	Hourly	25,6700	80:00	2,053:60	Social Security	138:12	Direct Deposit # 582
	Premium Pay			108:75	Medicare	32:31	Check Amt 0.00
	Overtime	38,5050	2:30	88:56	Fed Income Tax	164:52	Chkg 080 1,380.18
					NC Income Tax	62:00	
	EMPLOYEE TOTAL		82:30	2,250:91		396:95	Net Pay 1,380.18
	Other Items: (Do not increase Net Pay.)						
				MatchPlan1	16:88		
Amponsah, Kwame 6527	Hourly	21,6600	78:00	1,689:48	Social Security	137:07	Direct Deposit # 583
	NR	21,6600	2:00	43:32	Medicare	32:06	Check Amt 0.00
	Premium Pay			128:39	Fed Income Tax	208:22	Chkg 316 1,624.24
	Overtime	32,4900	12:87	418:15	NC Income Tax	88:00	
	EMPLOYEE TOTAL		92:87	2,279:34		465:35	Net Pay 1,624.24
						189:75	
Arnell, Mr Michael 6646	Hourly	16,8500	80:00	1,348:00	Social Security	128:78	Direct Deposit # 584
	Premium Pay			107:40	Medicare	30:12	Check Amt 0.00
	Overtime	25,2750	24:60	621:77	Fed Income Tax	181:59	Chkg 963 1,665.68
	EMPLOYEE TOTAL		104:60	2,077:17	NC Income Tax	71:00	Net Pay 1,665.68
					411:49		
Augustus, Timothy 6233	Hourly	25,6700	72:17	1,852:60	Social Security	132:65	Direct Deposit # 585
	NR	25,6700	0:16	4:11	Medicare	31:03	Check Amt 0.00
	Premium Pay			109:04	Fed Income Tax	265:31	Chkg 392 1,541.19
	Personal Day	25,6700	7:67	196:89	NC Income Tax	84:00	
	EMPLOYEE TOTAL		80:00	2,162:64		512:99	Net Pay 1,541.19
						108:46	
Ball, L'Ricky 6594	Hourly	16,8500	10:75	181:14	Social Security	11:79	Direct Deposit # 586
	Premium Pay			9:06	Medicare	2:76	Check Amt 0.00
	EMPLOYEE TOTAL		10:75	190:20		14:55	Chkg 143 175.65
						Net Pay 175.65	

PAYROLL JOURNAL

0944 1815-9960 DURHAM CITY TRANSIT COMPANY

EMPLOYEE NAME ID	HOURS, EARNINGS, REIMBURSEMENTS & OTHER PAYMENTS				WITHHOLDINGS	DEDUCTIONS	NET PAY ALLOCATIONS		
	DESCRIPTION	RATE	HOURS	EARNINGS				REIMB & OTHER PAYMENTS	
**** 110130 DRIVERS (cont.) Bention, Curtis 6672	NR	16,8500	2:00	33:70	Social Security	77:61	Union	60:50	Direct Deposit # 587
	Premium Pay			59:61	Medicare	18:15			Check Amt 0.00
	Training	16,8500	68:75	1,158:44	Fed Income Tax	82:54			Chkg 721 973.95
					NC Income Tax	39:00			
	EMPLOYEE TOTAL		70:75	1,251:75		217:30		60:50	Net Pay 973.95
Blackman, Dorman 6164	Hourly	25:6700	73:00	1,873:91	Social Security	137:56	401k Loan 7 Union	79:86	Direct Deposit # 588
	Premium Pay			104:00	Medicare	32:17	401k Plan1	142:01	Check Amt 0.00
	Overtime	38:5050	10:10	388:90	Fed Income Tax	173:40	AFLAC	31:32	Chkg 327 1,453.58
					NC Income Tax	81:00	EMC	27:30	
	EMPLOYEE TOTAL		83:10	2,366:81		424:13	Med Flex Spending	125:00	Net Pay 1,453.58
	<i>Other Items: (Do not increase Net Pay.)</i>						Medical Pretax	20:00	
	MatchPlan1			17:75			Union	60:50	
							Vision	3:11	
Bluett, Michael 6496	BTWH	25:0600	6:50	162:89	Social Security	156:52	CS NC	245:53	Direct Deposit # 589
	Hourly	24:0600	80:00	1,924:80	Medicare	36:61	HART LTD	32:14	Check Amt 0.00
	NR	24:0600	0:32	7:70	Fed Income Tax	350:02	Medical Pretax	20:00	Chkg 634 1,612.75
	Premium Pay			146:61	NC Income Tax	91:00	Vision	3:11	
	Overtime	36:0900	8:47	305:68		634:15		300:78	Net Pay 1,612.75
EMPLOYEE TOTAL		95:29	2,547:68						
Booker, Venita 6588	Hourly	19:2500	79:13	1,523:25	Social Security	130:53	Medical Pretax	20:00	Direct Deposit # 590
	NR	19:2500	0:87	16:75	Medicare	30:53	Vision	3:11	Check Amt 0.00
	Premium Pay			111:41	Fed Income Tax	185:02			Chkg 330 1,677.24
	Overtime	28:8750	16:52	477:02	NC Income Tax	82:00			
	EMPLOYEE TOTAL		96:52	2,128:43		428:08		23:11	Net Pay 1,677.24
Bowling, Eula M 6254	BTWH	26:6700	17:08	455:52	Social Security	186:43	401k Loan 4 Union	77:66	Direct Deposit # 591
	Hourly	25:6700	65:73	1,687:29	Medicare	43:60	401k Loan 5 Union	85:22	Check Amt 0.00
	LDH	16:9400	3:50	59:29	Fed Income Tax	343:15	401k Plan1	182:74	Chkg 262 1,811.50
	NR	25:6700	7:52	193:04	NC Income Tax	119:00	AFLAC	72:21	
	Premium Pay			176:27			Dental	12:59	
	Overtime	38:5050	10:15	390:83			HART LTD	24:85	
	UnSickLv	25:6700	3:25	83:43			Medical Pretax	20:00	
	EMPLOYEE TOTAL		107:23	3,045:67		692:18	Union	60:50	Net Pay 1,811.50
	<i>Other Items: (Do not increase Net Pay.)</i>						Vision	6:22	
	MatchPlan1			22:84					

PAYROLL JOURNAL

0944 1815-9960 DURHAM CITY TRANSIT COMPANY

EMPLOYEE NAME ID	HOURS, EARNINGS, REIMBURSEMENTS & OTHER PAYMENTS				WITHHOLDINGS	DEDUCTIONS	NET PAY ALLOCATIONS			
	DESCRIPTION	RATE	HOURS	EARNINGS			REIMB & OTHER PAYMENTS			
**** 110130 DRIVERS (cont.) Brinkley, Nabrent 6300	Hourly	25:6700	69:72	1,789:71	Social Security	133:11	401k Plan1	114:98	Direct Deposit # 592	
	NR	25:6700	2:00	51:34	Medicare	31:13	AFLAC	79:50	Check Amt	0.00
	Premium Pay			123:91	Fed Income Tax	205:26	HART LTD	71:88	Chkg 115	1,437.05
	Overtime	38:5050	3:17	122:06	NC Income Tax	74:00	Med Flex Spending	129:55		
	UnSickLv	25:6700	8:28	212:55			Medical Pretax	20:00		
							Vision	3:11		
	EMPLOYEE TOTAL		83:17	2,299:57		443:50		419:02	Net Pay	1,437.05
<i>Other Items: (Do not increase Net Pay.)</i>										
	MatchPlan1			17:25						
Brown, La Toya 6136	Hourly	25:6700	73:75	1,893:16	Social Security	143:37	401k Loan 6 Union	74:02	Direct Deposit # 593	
	NR	25:6700	2:00	51:34	Medicare	33:53	401k Plan1	94:33	Check Amt	0.00
	Premium Pay			118:00	Fed Income Tax	229:85	AFLAC	32:28	Chkg 682	1,569.63
	Overtime	38:5050	4:85	186:75	NC Income Tax	75:00	Med Flex Spending	22:73		
	UnSickLv	25:6700	4:25	109:10			Medical Pretax	20:00		
							Union	60:50		
	EMPLOYEE TOTAL		84:85	2,358:35		481:75		306:97	Net Pay	1,569.63
<i>Other Items: (Do not increase Net Pay.)</i>										
	MatchPlan1			17:69						
Bullock, Larhesa 6668	Hourly	16:8500	70:00	1,179:50	Social Security	91:71			Direct Deposit # 594	
	NR	16:8500	2:00	33:70	Medicare	21:45			Check Amt	0.00
	Premium Pay			86:39	Fed Income Tax	109:82			Chkg 156	1,218.15
	Training	16:8500	8:00	134:80	NC Income Tax	38:00				
	Overtime	25:2750	1:77	44:74						
	EMPLOYEE TOTAL		81:77	1,479:13		260:98			Net Pay	1,218.15
Bunn, Yolanda 6344	BTWH	26:6700	7:03	187:49	Social Security	154:35	401k Plan1	150:75	Direct Deposit # 595	
	Hourly	25:6700	78:00	2,002:26	Medicare	36:10	AFLAC	24:12	Check Amt	0.00
	NR	25:6700	2:00	51:34	Fed Income Tax	165:15	HART LTD	34:30	Chkg 952	1,830.70
	Premium Pay			129:02	NC Income Tax	94:00	Medical Pretax	20:00		
	Overtime	38:5050	3:70	142:47			Vision	3:11		
	EMPLOYEE TOTAL		90:73	2,512:58		449:60		232:28	Net Pay	1,830.70
	<i>Other Items: (Do not increase Net Pay.)</i>									
	MatchPlan1			18:84						
Burgess, Frank 6018	Hourly	25:6700	80:00	2,053:60	Social Security	169:54	AFLAC	18:43	Direct Deposit # 596	
	Premium Pay			122:90	Medicare	39:65	Dental	9:31	Check Amt	0.00
	Overtime	38:5050	18:77	722:74	Fed Income Tax	212:64	HART LTD	34:30	Chkg 340	575.00
					NC Income Tax	102:00	Med Flex Spending	129:55	Chkg 014	1,522.41
						Medical Pretax	20:00			
						Union	60:50			

PAYROLL JOURNAL

0944 1815-9960 DURHAM CITY TRANSIT COMPANY

EMPLOYEE NAME ID	HOURS, EARNINGS, REIMBURSEMENTS & OTHER PAYMENTS				WITHHOLDINGS	DEDUCTIONS	NET PAY ALLOCATIONS		
	DESCRIPTION	RATE	HOURS	EARNINGS					REIMB & OTHER PAYMENTS
**** 110130 DRIVERS (cont.)									
Burgess, Frank (cont.)									
6018									
						Vision	5:91		
	EMPLOYEE TOTAL		98:77	2,899:24	523:83		278:00	Net Pay 2,097:41	
Burnette, Tonia 6038	BTWH	26:6700	16:00	426:72	Social Security	200:38	401k Plan1	101:40	Direct Deposit # 597
	Hourly	25:6700	64:00	1,642:88	Medicare	46:87	AFLAC	50:46	Check Amt 0:00
	Premium Pay			145:86	Fed Income Tax	374:19	HART LTD	24:85	Chkg 965 400:00
	Training	25:6700	16:00	410:72	NC Income Tax	112:00	Med Flex Spending	125:00	Chkg 210 1,861:35
	Overtime	38:5050	19:58	753:93			Medical Pretax	20:00	
							Union	60:50	
							Vision	3:11	
	EMPLOYEE TOTAL		115:58	3,380:11	733:44		385:32	Net Pay 2,261:35	
	Other Items: (Do not increase Net Pay.)								
	MatchPlan1			25:35					
Carrington, Don 6632	Hourly	18:0500	76:03	1,372:34	Social Security	155:84	Medical Pretax	20:00	Direct Deposit # 598
	Premium Pay			76:58	Medicare	36:44	Vision	3:11	Check Amt 0:00
	Overtime	27:0750	16:73	452:96	NC Income Tax	83:00			Chkg 980 2,238:31
	Personal Day	18:0500	32:00	577:60					
	UnSickLv	18:0500	3:17	57:22					
	EMPLOYEE TOTAL		127:93	2,536:70	275:28		23:11	Net Pay 2,238:31	
Chappell, Wanda 6675	NR	16:8500	2:00	33:70	Social Security	87:28			Direct Deposit # 599
	Premium Pay			70:46	Medicare	20:42			Check Amt 0:00
	Training	16:8500	77:04	1,298:12	NC Income Tax	37:00			Chkg 487 1,263:14
	Overtime	25:2750	0:22	5:56					
	EMPLOYEE TOTAL		79:26	1,407:84	144:70			Net Pay 1,263:14	
Cobb, Arlessia 6473	Hourly	24:0600	78:00	1,876:68	Social Security	131:44	AFLAC	96:75	Direct Deposit # 600
	NR	24:0600	2:00	48:12	Medicare	30:74	Dental	12:59	Check Amt 0:00
	Premium Pay			112:96	Fed Income Tax	153:60	HART LTD	32:14	Chkg 952 1,544:85
	Overtime	36:0900	3:27	118:01	NC Income Tax	70:00	Medical Pretax	20:00	
							Union	60:55	
							Vision	3:11	
	EMPLOYEE TOTAL		83:27	2,155:77	385:78		225:14	Net Pay 1,544:85	
Coleman, Jamira 6679	Premium Pay			70:22	Social Security	4:35			Direct Deposit # 601
					Medicare	1:02			Check Amt 0:00
	EMPLOYEE TOTAL			70:22	5:37			Net Pay 64:85	
Coot, Sharda 6408	Hourly	25:6700	56:08	1,439:57	Social Security	105:01	401k Plan1	51:51	Direct Deposit # 602
	Premium Pay			71:98	Medicare	24:56	AFLAC	33:06	Check Amt 0:00
	UnSickLv	25:6700	8:00	205:36	Fed Income Tax	109:56	HART LTD	8:83	Chkg 038 1,117:59

PAYROLL JOURNAL

0944 1815-9960 DURHAM CITY TRANSIT COMPANY

EMPLOYEE NAME ID	HOURS, EARNINGS, REIMBURSEMENTS & OTHER PAYMENTS				WITHHOLDINGS	DEDUCTIONS	NET PAY ALLOCATIONS			
	DESCRIPTION	RATE	HOURS	EARNINGS				REIMB & OTHER PAYMENTS		
**** 110130 DRIVERS (cont.) Coot, Sharda (cont.) 6408										
					NC Income Tax	59:00	Medical Pretax	20:00	Savg 586	124.18
							Union	60:50		
							Vision	3:11		
	EMPLOYEE TOTAL		64:08	1,716.91		298:13		177:01	Net Pay	1,241.77
	<i>Other Items: (Do not increase Net Pay.)</i>									
	MatchPlan1									12.88
Copeland, Christo... 6671	NR	16:8500	2:00	33:70	Social Security	92:08	Union	60:50	Direct Deposit # 603	
	Premium Pay			67:40	Medicare	21:54			Check Amt	0.00
	Training	16:8500	78:00	1,314:30	Fed Income Tax	110:55			Chkg 377	1,149.49
	Overtime	25:2750	2:76	69:76	NC Income Tax	51:00				
	EMPLOYEE TOTAL		82:76	1,485:16		275:17		60:50	Net Pay	1,149.49
Corretjier, Adriy... 6658	Hourly	16:8500	69:57	1,172:25	Social Security	82:36	Union	60:50	Direct Deposit # 604	
	Premium Pay			71:98	Medicare	19:26			Check Amt	0.00
	Overtime	25:2750	3:33	84:17	Fed Income Tax	14:82			Chkg 001	1,126.46
					NC Income Tax	25:00				
	EMPLOYEE TOTAL		72:90	1,328:40		141:44		60:50	Net Pay	1,126.46
Daniels, Preston 6575	Hourly	19:2500	80:00	1,540:00	Social Security	132:07	401k Plan1	150:00	Direct Deposit # 605	
	Premium Pay			111:74	Medicare	30:89			Check Amt	0.00
	Overtime	28:8750	16:57	478:46	Fed Income Tax	169:95			Chkg 692	1,571.29
					NC Income Tax	76:00				
	EMPLOYEE TOTAL		96:57	2,130:20		408:91		150:00	Net Pay	1,571.29
	<i>Other Items: (Do not increase Net Pay.)</i>									
	MatchPlan1									15.98
Darby, Daniel 6391	Hourly	25:6700	49:17	1,262:19	Social Security	109:80	401k Plan1	106:26	Direct Deposit # 606	
	Premium Pay			78:38	Medicare	25:68	HART LTD	34:30	Check Amt	0.00
	Overtime	38:5050	0:90	34:65	Fed Income Tax	123:97	Union	60:50	Chkg 016	1,263.54
	Personal Day	25:6700	15:42	395:83	NC Income Tax	47:00				
	EMPLOYEE TOTAL		65:49	1,771:05		306:45		201:06	Net Pay	1,263.54
	<i>Other Items: (Do not increase Net Pay.)</i>									
	MatchPlan1									13.28
Davis, Mark 6585	Hourly	19:2500	80:00	1,540:00	Social Security	134:02	HART LTD	53:90	Direct Deposit # 607	
	Premium Pay			111:31	Medicare	31:35	Med Flex Spending	45:45	Check Amt	0.00
	Overtime	28:8750	20:05	578:94	Fed Income Tax	197:42	Medical Pretax	20:00	Chkg 473	100.00
					NC Income Tax	85:00	Vision	3:11	Chkg 107	1,460.00
									Savg 634	100.00

PAYROLL JOURNAL

0944 1815-9960 DURHAM CITY TRANSIT COMPANY

EMPLOYEE NAME ID	HOURS, EARNINGS, REIMBURSEMENTS & OTHER PAYMENTS				WITHHOLDINGS	DEDUCTIONS	NET PAY ALLOCATIONS
	DESCRIPTION	RATE	HOURS	EARNINGS			
**** 110130 DRIVERS (cont.) Davis, Mark (cont.) 6585							
	EMPLOYEE TOTAL		100.05	2,230.25			
					447.79	122.46	Net Pay 1,660.00
Deberry, Reginald 6647	Hourly	16,8500	80:00	1,348:00	Social Security 115:74	CS NC 46:15	Direct Deposit # 608
	Premium Pay			87:07	Medicare 27:07	Union 60:50	Check Amt 0.00
	Overtime	25,2750	17:08	431:70	Fed Income Tax 156:34		Chkg 007 1,190.97
					NC Income Tax 70:00		Savg 597 200.00
	EMPLOYEE TOTAL		97.08	1,866:77		106:65	Net Pay 1,390.97
Demery, Larry 6615	Hourly	18,0500	78:00	1,407:90	Social Security 106:82	Med Flex Spending 142:50	Direct Deposit # 609
	NR	18,0500	2:00	36:10	Medicare 24:98	Medical Pretax 20:00	Check Amt 0.00
	Premium Pay			93:03	Fed Income Tax 139:07	Vision 3:11	Savg 233 1,401.98
	Overtime	27,0750	12:98	351:43	NC Income Tax 50:00		
	EMPLOYEE TOTAL		92.98	1,888:46		165:61	Net Pay 1,401.98
Dickson, Harold 6535	Hourly	16,8500	78:08	1,315:65	Social Security 121:46		Direct Deposit # 610
	NR	16,8500	1:92	32:35	Medicare 28:40		Check Amt 0.00
	Premium Pay			116:39	Fed Income Tax 167:41		Chkg 010 1,571.75
	Overtime	25,2750	19:57	494:63	NC Income Tax 70:00		
	EMPLOYEE TOTAL		99.57	1,959:02			Net Pay 1,571.75
Dinsa, Tadele 6371	Hourly	25,6700	78:00	2,002:26	Social Security 171:55	401k Loan 1 Union 79:87	Direct Deposit # 611
	NR	25,6700	2:00	51:34	Medicare 40:12	401k Plan1 292:90	Check Amt 0.00
	Premium Pay			127:23	Fed Income Tax 221:07	AFLAC 9:84	Chkg 117 1,794.99
	Overtime	38,5050	19:43	748:15	NC Income Tax 96:00	Dental 12:59	
						Med Flex Spending 129:55	
						Medical Pretax 20:00	
						Union 60:50	
	EMPLOYEE TOTAL		99.43	2,928:98		605:25	Net Pay 1,794.99
	<i>Other Items: (Do not increase Net Pay.)</i>						
	MatchPlan1			21.97			
Dunn, Wanda 6215	Hourly	25,6700	80:00	2,053:60	Social Security 128:22	401k Loan 4 Union 28:15	Direct Deposit # 612
	Premium Pay			102:68	Medicare 29:99	401k Loan 6 Union 27:92	Check Amt 0.00
	Overtime	38,5050	0:67	25:80	Fed Income Tax 98:49	401k Plan1 21:82	Chkg 046 1,544.51
					NC Income Tax 79:00	AFLAC 75:66	
						HART LTD 34:30	
						Med Flex Spending 90:91	
						Medical Pretax 20:00	
						Vision 3:11	
	EMPLOYEE TOTAL		80.67	2,182:08		301:87	Net Pay 1,544.51

PAYROLL JOURNAL

0944 1815-9960 DURHAM CITY TRANSIT COMPANY

EMPLOYEE NAME ID	HOURS, EARNINGS, REIMBURSEMENTS & OTHER PAYMENTS				WITHHOLDINGS	DEDUCTIONS	NET PAY ALLOCATIONS				
	DESCRIPTION	RATE	HOURS	EARNINGS			REIMB & OTHER PAYMENTS				
<i>Other Items: (Do not increase Net Pay.)</i>											
	MatchPlan1				5.46						
**** 110130 DRIVERS (cont.)											
Dunston, Toney 6348	Hourly	21,6600	80:00	1,732:80		Social Security	131:98	AFLAC	113:25	Direct Deposit # 613	
	Premium Pay			106:57		Medicare	30:87	Dental	12:59	Check Amt 0.00	
	Overtime	32:4900	10:10	328:15		Fed Income Tax	262:93	HART LTD	25:72	Chkg 882 1,420.42	
	NC Income Tax					83:00	Medical Pretax	20:00	Union	60:54	Vision
EMPLOYEE TOTAL			90:10	2,167:52		508:78	238:32	Net Pay 1,420.42			
Ellerbe, Andre C 6386	Hourly	25:6700	78:00	2,002:26		Social Security	138:48	AFLAC	86:61	Direct Deposit # 614	
	NR	25:6700	2:00	51:34		Medicare	32:39	HART LTD	52:57	Check Amt 0.00	
	Premium Pay			119:75		Fed Income Tax	249:60	Med Flex Spending	27:27	Chkg 742 1,274.33	
	Overtime	38:5050	2:87	110:51		NC Income Tax	89:00	Medical Pretax	20:00	Chkg 257 250.00	
EMPLOYEE TOTAL			82:87	2,283:86		509:47	250:06	Net Pay 1,524.33			
Evans, Tenecia 6621	Hourly	18:0500	60:40	1,090:22		Social Security	121:37	Medical Pretax	20:00	Direct Deposit # 615	
	NR	18:0500	2:00	36:10		Medicare	28:38	Vision	3:11	Check Amt 0.00	
	Premium Pay			79:19		Fed Income Tax	225:30			Chkg 596 1,507.60	
	Overtime	27:0750	16:90	457:57		NC Income Tax	75:00				
EMPLOYEE TOTAL			96:90	1,980:76		450:05	23:11	Net Pay 1,507.60			
Farley, Kwesi 6260	Hourly	25:6700	80:00	2,053:60		Social Security	223:63	401k Plan1	182:60	Direct Deposit # 616	
	Premium Pay			201:90		Medicare	52:30	Dental	19:25	Check Amt 0.00	
	Overtime	38:5050	36:27	1,396:58		Fed Income Tax	402:43	Medical Pretax	20:00	Chkg 022 2,596.96	
	NC Income Tax					149:00	Vision	5:91			
EMPLOYEE TOTAL			116:27	3,652:08		827:36	227:76	Net Pay 2,596.96			
<i>Other Items: (Do not increase Net Pay.)</i>											
	MatchPlan1				27.39						
Finch, Robert 6357	Hourly	25:6700	78:00	2,002:26		Social Security	133:94	Dental	9:31	Direct Deposit # 617	
	NR	25:6700	2:00	51:34		Medicare	31:33	HART LTD	71:88	Check Amt 0.00	
	Premium Pay			103:42		Fed Income Tax	269:88	Med Flex Spending	68:18	Chkg 942 1,507.75	
	Overtime	38:5050	2:77	106:66		NC Income Tax	85:00	Medical Pretax	20:00		
EMPLOYEE TOTAL			82:77	2,263:68		520:15	235:78	Net Pay 1,507.75			
Flowers, Alicia 6663	Hourly	16:8500	80:00	1,348:00		Social Security	122:49			Direct Deposit # 618	
	Premium Pay			105:59		Medicare	28:65			Check Amt 0.00	
	Overtime	25:2750	20:65	521:93		Fed Income Tax	229:23			Chkg 260 1,524.15	
						NC Income Tax	71:00				

PAYROLL JOURNAL

0944 1815-9960 DURHAM CITY TRANSIT COMPANY

EMPLOYEE NAME ID	HOURS, EARNINGS, REIMBURSEMENTS & OTHER PAYMENTS				WITHHOLDINGS	DEDUCTIONS	NET PAY ALLOCATIONS
	DESCRIPTION	RATE	HOURS	EARNINGS			
**** 110130 DRIVERS (cont.)							
Flowers, Alicia (cont.)							
6663							
	EMPLOYEE TOTAL		100.65	1,975.52			Net Pay 1,524.15
Foster, Howard 6087	Hourly	25.6700	78.00	2,002.26	Social Security 150.91	401k Loan 4 Union 97.20	Direct Deposit # 619
	NR	25.6700	2.00	51.34	Medicare 35.29	401k Plan1 147.43	Check Amt 0.00
	Premium Pay			107.01	Fed Income Tax 178.73	AFLAC 49.71	Chkg 246 1,602.83
	Overtime	38.5050	7.70	296.49	NC Income Tax 87.00	EMC 24.39	
						Medical Pretax 20.00	
						Union 60.50	
						Vision 3.11	
	EMPLOYEE TOTAL		87.70	2,457.10	451.93	402.34	Net Pay 1,602.83
	Other Items: (Do not increase Net Pay.)						
	MatchPlan1			18.43			
Freeman, Tamesha 6677	Premium Pay			24.85	Social Security 32.36		Direct Deposit # 620
	Training	16.8500	29.50	497.08	Medicare 7.57		Check Amt 0.00
					Fed Income Tax 2.39		Chkg 774 477.61
					NC Income Tax 2.00		
	EMPLOYEE TOTAL		29.50	521.93	44.32		Net Pay 477.61
Fudge, Gregory 6278	Hourly	25.6700	80.00	2,053.60	Social Security 126.32	401k Plan1 132.29	Direct Deposit # 621
	Premium Pay			103.87	Medicare 29.55	CS AR 90.00	Check Amt 0.00
	Overtime	38.5050	1.23	47.36	Fed Income Tax 132.97	CS NC 211.47	Chkg 824 1,148.07
					NC Income Tax 72.00	Dental 19.25	
						HART LTD 34.30	
						Med Flex Spending 125.00	
						Medical Pretax 20.00	
						Union 60.50	
						Vision 3.11	
	EMPLOYEE TOTAL		81.23	2,204.83	360.84	695.92	Net Pay 1,148.07
	Other Items: (Do not increase Net Pay.)						
	MatchPlan1			16.54			
Gadsden, Eric 6435	Hourly	25.6700	80.00	2,053.60	Social Security 150.95	401k Loan 1 Union 92.92	Direct Deposit # 622
	Premium Pay			132.59	Medicare 35.30	401k Plan1 77.62	Check Amt 0.00
	Overtime	38.5050	10.42	401.22	Fed Income Tax 313.18	HART LTD 66.95	Chkg 792 1,492.33
					NC Income Tax 145.00	Med Flex Spending 129.55	
						Medical Pretax 20.00	
						Union 60.50	
						Vision 3.11	
	EMPLOYEE TOTAL		90.42	2,587.41	644.43	450.65	Net Pay 1,492.33

PAYROLL JOURNAL

0944 1815-9960 DURHAM CITY TRANSIT COMPANY

EMPLOYEE NAME ID	HOURS, EARNINGS, REIMBURSEMENTS & OTHER PAYMENTS				WITHHOLDINGS	DEDUCTIONS	NET PAY ALLOCATIONS		
	DESCRIPTION	RATE	HOURS	EARNINGS				REIMB & OTHER PAYMENTS	
<i>Other Items: (Do not increase Net Pay.)</i>									
	MatchPlan1				19.40				
**** 110130 DRIVERS (cont.)									
Gadsden, Malik 6673	NR	16,8500	2:00	33:70	Social Security	94:36	Union	60:50	Direct Deposit # 623
	Premium Pay			66:18	Medicare	22:07			Check Amt 0.00
	Training	16,8500	76:18	1,283:63	Fed Income Tax	52:59			Chkg 759 1,239.50
	Overtime	25:2750	5:48	138:51	NC Income Tax	53:00			
	EMPLOYEE TOTAL			83:66	1,522:02	222:02		60:50	Net Pay 1,239.50
Garth, Lynnette 6350	Hourly	25:6700	40:00	1,026:80	Social Security	108:55	401k Loan 1 Union	12:66	Direct Deposit # 624
	Premium Pay			51:34	Medicare	25:39	401k Loan 2 Union	12:02	Check Amt 0.00
	Overtime	38:5050	0:47	18:10	Fed Income Tax	128:84	401k Plan1	113:26	Chkg 545 1,204.50
	Vacation	25:6700	30:83	791:41	NC Income Tax	58:00	AFLAC	27:18	
	EMPLOYEE TOTAL			71:30	1,887:65	320:78		362:37	Net Pay 1,204.50
<i>Other Items: (Do not increase Net Pay.)</i>									
	MatchPlan1				14.16				
Gary, Ronta 6626	Hourly	18:0500	56:92	1,027:41	Social Security	75:58	HART LTD	9:24	Direct Deposit # 625
	Premium Pay			62:11	Medicare	17:68	Medical Pretax	20:00	Check Amt 0.00
	Overtime	27:0750	0:30	8:12	Fed Income Tax	47:28	Vision	3:11	Chkg 380 1,049.15
	UnSickLv	18:0500	8:00	144:40	NC Income Tax	20:00			
	EMPLOYEE TOTAL			65:22	1,242:04	160:54		32:35	Net Pay 1,049.15
Gibbs, Jena 6365	Hourly	25:6700	80:00	2,053:60	Social Security	127:16	401k Loan 1 Union	13:87	Direct Deposit # 626
	Premium Pay			103:84	Medicare	29:74	401k Plan1	66:11	Check Amt 0.00
	Overtime	38:5050	1:20	46:21	Fed Income Tax	150:67	Med Flex Spending	129:55	Chkg 277 1,302.15
					NC Income Tax	71:00	Medical Pretax	20:00	Chkg 919 229.79
	EMPLOYEE TOTAL			81:20	2,203:65	378:57		293:14	Net Pay 1,531.94
<i>Other Items: (Do not increase Net Pay.)</i>									
	MatchPlan1				16.53				
Gibbs, Jerine 6563	Hourly	19:2500	80:00	1,540:00	Social Security	94:01	Med Flex Spending	125:00	Direct Deposit # 627
	Premium Pay			87:64	Medicare	21:99	Medical Pretax	20:00	Check Amt 0.00
	Overtime	28:8750	1:27	36:67	Fed Income Tax	114:27	Union	60:54	Chkg 281 1,173.39
	EMPLOYEE TOTAL			81:27	1,664:31	282:27		208:65	Net Pay 1,173.39
Gomez, Adolfo 6071	Hourly	25:6700	78:75	2,021:51	Social Security	178:48	401k Plan1	348:22	Direct Deposit # 628
	NR	25:6700	1:25	32:09	Medicare	41:74	AFLAC	53:67	Check Amt 0.00

PAYROLL JOURNAL

0944 1815-9960 DURHAM CITY TRANSIT COMPANY

EMPLOYEE NAME ID	HOURS, EARNINGS, REIMBURSEMENTS & OTHER PAYMENTS				WITHHOLDINGS	DEDUCTIONS	NET PAY ALLOCATIONS			
	DESCRIPTION	RATE	HOURS	EARNINGS				REIMB & OTHER PAYMENTS		
**** 110130 DRIVERS (cont.) Gomez, Adolfo (cont.) 6071	Premium Pay			145:52	Fed Income Tax	188:16	HART LTD	34:30	Chkg 597	1,869.66
	Overtime	38:5050	18:25	702:72	NC Income Tax	104:00	Medical Pretax	20:00		
							Union	60:50		
							Vision	3:11		
	EMPLOYEE TOTAL		98:25	2,901:84		512:38		519:80	Net Pay	1,869.66
<i>Other Items: (Do not increase Net Pay.)</i>										
	MatchPlan1			21:76						
Guthrie, Charlie 6608	Hourly	19:2500	78:00	1,501:50	Social Security	117:04	HART LTD	25:72	Direct Deposit # 629	
	NR	19:2500	2:00	38:50	Medicare	27:37	Medical Pretax	20:00	Check Amt	0.00
	Premium Pay			99:43	Fed Income Tax	158:86	Union	60:56	Chkg 626	1,437.20
	Overtime	28:8750	9:40	271:43	NC Income Tax	61:00	Vision	3:11		
	EMPLOYEE TOTAL		89:40	1,910:86		364:27		109:39	Net Pay	1,437.20
<i>Other Items: (Do not increase Net Pay.)</i>										
	MatchPlan1			22:81						
Hall, Michael 6128	Hourly	25:6700	80:00	2,053:60	Social Security	179:12	401k Loan 1 Union	58:38	Direct Deposit # 630	
	Premium Pay			133:39	Medicare	41:89	401k Plan1	152:09	Check Amt	0.00
	Overtime	38:5050	22:20	854:81	Fed Income Tax	252:64	AFLAC	72:08	Chkg 358	1,037.75
					NC Income Tax	114:00	Creditor4	368:12	Chkg 235	500.00
	EMPLOYEE TOTAL		102:20	3,041:80		587:65		916:40	Net Pay	1,537.75
<i>Other Items: (Do not increase Net Pay.)</i>										
	MatchPlan1			22:81						
Hammie, Maratha A 6036	Hourly	25:6700	31:12	798:85	Social Security	39:91	401k Plan1	26:82	Direct Deposit # 631	
	NR	25:6700	2:00	51:34	Medicare	9:34	AFLAC	109:16	Check Amt	0.00
	Premium Pay			43:72			Dental	12:59	Chkg 878	250.00
							Medical Pretax	231:42	Chkg 277	147.95
	EMPLOYEE TOTAL		33:12	893:91		49:25		446:71	Net Pay	397.95
<i>Other Items: (Do not increase Net Pay.)</i>										
	MatchPlan1			6:70						
Harding, Ronnie 6256	Hourly	25:6700	70:78	1,816:92	Social Security	137:26	Dental	12:59	Direct Deposit # 632	
	NR	25:6700	2:00	51:34	Medicare	32:10	HART LTD	52:57	Check Amt	0.00
	Premium Pay			115:88	Fed Income Tax	189:86	Medical Pretax	20:00	Chkg 320	1,727.08
	Overtime	38:5050	2:08	80:09	NC Income Tax	75:00	Vision	3:11		
	EMPLOYEE TOTAL									

PAYROLL JOURNAL

0944 1815-9960 DURHAM CITY TRANSIT COMPANY

EMPLOYEE NAME ID	HOURS, EARNINGS, REIMBURSEMENTS & OTHER PAYMENTS				WITHHOLDINGS	DEDUCTIONS	NET PAY ALLOCATIONS
	DESCRIPTION	RATE	HOURS	EARNINGS			
**** 110130 DRIVERS (cont.)							
Harding, Ronnie (cont.)							
6256							
	Personal Day	25,6700	7,22	185,34			
	EMPLOYEE TOTAL		82,08	2,249,57	434,22	88,27	Net Pay 1,727,08
Harley, Kahlit	Hourly	16,8500	77,37	1,303,68	Social Security 92,94	Union 60,50	Direct Deposit # 633
6659	NR	16,8500	2,00	33,70	Medicare 21,73		Check Amt 0,00
	Premium Pay			85,23	Fed Income Tax 33,93		Chkg 946 1,280,84
	Overtime	25,2750	3,02	76,33	NC Income Tax 9,00		
	EMPLOYEE TOTAL		82,39	1,498,94	157,60	60,50	Net Pay 1,280,84
Harper Jr, Nakia	Hourly	16,8500	80,00	1,348,00	Social Security 88,97	Medical Pretax 20,00	Direct Deposit # 634
6637	Premium Pay			79,03	Medicare 20,81	Union 60,50	Check Amt 0,00
	Overtime	25,2750	1,23	31,09	Fed Income Tax 104,53	Vision 3,11	Chkg 330 1,112,20
					NC Income Tax 48,00		
	EMPLOYEE TOTAL		81,23	1,458,12	262,31	83,61	Net Pay 1,112,20
Harris, Brandon	BTWH	26,6700	40,71	1,085,74	Social Security 190,11	401k Plan1 114,77	Direct Deposit # 635
6341	Hourly	25,6700	78,00	2,002,26	Medicare 44,46	AFLAC 24,12	Check Amt 0,00
	NR	25,6700	2,00	51,34	Fed Income Tax 147,59	CS NC 189,23	Chkg 772 2,163,56
	Premium Pay			145,06	NC Income Tax 125,00	Dental 12,59	
	Overtime	38,5050	2,37	91,26		EMC 7,00	
						Med Flex Spending 59,09	
						Medical Pretax 231,42	
						Union 60,50	
						Vision 6,22	
	EMPLOYEE TOTAL		123,08	3,375,66	507,16	704,94	Net Pay 2,163,56
	<i>Other Items: (Do not increase Net Pay.)</i>						
	MatchPlan1			25,32			
Harris, Lemont	Hourly	25,6700	79,28	2,035,12	Social Security 177,32	AFLAC 48,54	Direct Deposit # 636
6137	NR	25,6700	0,72	18,48	Medicare 41,47	HART LTD 34,30	Check Amt 0,00
	Premium Pay			134,16	Fed Income Tax 387,44	Med Flex Spending 45,45	Chkg 658 1,989,47
	Overtime	38,5050	19,24	740,84	NC Income Tax 121,00	Medical Pretax 20,00	
						Union 60,50	
						Vision 3,11	
	EMPLOYEE TOTAL		99,24	2,928,60	727,23	211,90	Net Pay 1,989,47
Hart-Valle, Irene	Hourly	19,2500	71,75	1,381,19	Social Security 109,56	AFLAC 72,94	Direct Deposit # 637
6595	Premium Pay			88,60	Medicare 25,62	HART LTD 53,90	Check Amt 0,00
	Overtime	28,8750	5,60	161,70	Fed Income Tax 164,39	Medical Pretax 20,00	Chkg 518 1,255,78
	UnSickLv	19,2500	8,25	158,81	NC Income Tax 85,00	Vision 3,11	
	EMPLOYEE TOTAL		85,60	1,790,30	384,57	149,95	Net Pay 1,255,78

PAYROLL JOURNAL

0944 1815-9960 DURHAM CITY TRANSIT COMPANY

EMPLOYEE NAME ID	HOURS, EARNINGS, REIMBURSEMENTS & OTHER PAYMENTS				WITHHOLDINGS	DEDUCTIONS	NET PAY ALLOCATIONS				
	DESCRIPTION	RATE	HOURS	EARNINGS			REIMB & OTHER PAYMENTS				
**** 110130 DRIVERS (cont.)											
Hedgepeth, Jerry L 6436	BTWH	26:6700	8:10	216:03		Social Security	208:99	Medical Pretax	20:00	Direct Deposit # 638	
	Hourly	25:6700	80:00	2,053:60		Medicare	48:88	Union	60:50	Check Amt	0.00
	Premium Pay			185:50		Fed Income Tax	328:69			Chkg 294	2,589.74
	Overtime	38:5050	24:30	935:67		NC Income Tax	134:00				
	EMPLOYEE TOTAL			112.40	3,390:80		720:56		80:50	Net Pay	2,589.74
Hedgepeth, Joy 6493	BTWH	25:0600	7:83	196:22		Social Security	185:53	401k Plan1	212:46	Direct Deposit # 639	
	Hourly	24:0600	80:00	1,924:80		Medicare	43:39	HART LTD	14:82	Check Amt	0.00
	Premium Pay			119:05		Fed Income Tax	158:55	Med Flex Spending	22:73	Chkg 651	2,237.09
	Overtime	36:0900	22:03	795:06		NC Income Tax	80:00	Medical Pretax	20:00		
	EMPLOYEE TOTAL			109.86	3,035:13		467:47		60:56	Net Pay	2,237.09
									<i>Other Items: (Do not increase Net Pay.)</i>		
										MatchPlan1	22.76
Holman, Marc 6519	BTWH	22:6600	32:34	732:82		Social Security	168:95	HART LTD	5:20	Direct Deposit # 640	
	Hourly	21:6600	79:85	1,729:55		Medicare	39:51	Medical Pretax	20:00	Check Amt	0.00
	Premium Pay			152:50		Fed Income Tax	321:34	Union	60:54	Chkg 329	2,028.43
	Overtime	32:4900	4:10	133:21		NC Income Tax	101:00	Vision	3:11		
	EMPLOYEE TOTAL			116.29	2,748:08		630:80		88:85	Net Pay	2,028.43
Holmes, Tim 6609	BTWH	20:2500	15:70	317:93		Social Security	89:03	401kRothUn	45:61	Direct Deposit # 641	
	Hourly	19:2500	49:33	949:60		Medicare	20:82	Dental	12:59	Check Amt	0.00
	NR	19:2500	2:00	38:50		Fed Income Tax	43:99	Med Flex Spending	45:45	Chkg 086	100.00
	Premium Pay			76:23		NC Income Tax	38:00	Medical Pretax	20:00	Chkg 925	150.00
	UnSickLv	19:2500	7:17	138:02				Vision	6:22	Chkg 271	948.57
EMPLOYEE TOTAL			74.20	1,520:28		191:84		129:87	Net Pay	1,198.57	
									<i>Other Items: (Do not increase Net Pay.)</i>		
										MatchPlan1	11.40
Hudson, George 6589	Hourly	19:2500	78:33	1,507:85		Social Security	114:38	HART LTD	53:90	Direct Deposit # 642	
	NR	19:2500	1:67	32:15		Medicare	26:75	Medical Pretax	20:00	Check Amt	0.00
	Premium Pay			100:27		Fed Income Tax	153:69	Union	60:54	Chkg 364	1,199.44
	Overtime	28:8750	7:88	227:54		NC Income Tax	56:00	Vision	3:11	Chkg 065	180.00
	EMPLOYEE TOTAL			87.88	1,867:81		350:82		137:55	Net Pay	1,379.44
Idris, Abdullah-H... 6100	Hourly	25:6700	78:00	2,002:26		Social Security	173:36	401k Loan 4 Union	73:51	Direct Deposit # 643	
	NR	25:6700	2:00	51:34		Medicare	40:54	401k Plan1	200:53	Check Amt	0.00
	Premium Pay			130:72		Fed Income Tax	164:42	AFLAC	19:85	Chkg 421	1,927.13
	Overtime	38:5050	17:67	680:38		NC Income Tax	102:00	HART LTD	34:30		
	EMPLOYEE TOTAL								45:45		
EMPLOYEE TOTAL								20:00			
EMPLOYEE TOTAL								60:50			
EMPLOYEE TOTAL								3:11			

PAYROLL JOURNAL

0944 1815-9960 DURHAM CITY TRANSIT COMPANY

EMPLOYEE NAME ID	HOURS, EARNINGS, REIMBURSEMENTS & OTHER PAYMENTS				WITHHOLDINGS	DEDUCTIONS	NET PAY ALLOCATIONS		
	DESCRIPTION	RATE	HOURS	EARNINGS				REIMB & OTHER PAYMENTS	
**** 110130 DRIVERS (cont.) Idris, Abdullah-Hakim Y (cont.) 6100	EMPLOYEE TOTAL		97.67	2,864.70		480.32	457.25	Net Pay	1,927.13
	<i>Other Items: (Do not increase Net Pay.)</i>								
	MatchPlan1								21.49
Jackson, Anita 6618	Hourly	16.8500	70.50	1,187.93	Social Security	68.64	Dental	12.59	Direct Deposit # 644
	Premium Pay			83.02	Medicare	16.06	Med Flex Spending	125.00	Check Amt
					Fed Income Tax	65.18	Medical Pretax	20.00	Chkg 421
					NC Income Tax	4.00	Vision	6.22	Savg 238
	EMPLOYEE TOTAL		70.50	1,270.95		153.88		163.81	Net Pay
Jackson, Lawrence 6577	Hourly	19.2500	63.80	1,228.15	Social Security	101.02	Medical Pretax	20.00	Direct Deposit # 645
	Premium Pay			84.46	Medicare	23.62	Union	60.54	Check Amt
	Overtime	28.8750	0.97	28.01	Fed Income Tax	127.85	Vision	3.11	Chkg 963
	Vacation	19.2500	16.20	311.85	NC Income Tax	48.00			1,268.33
	EMPLOYEE TOTAL		80.97	1,652.47		300.49		83.65	Net Pay
Jacobs, Christoph... 6080	Hourly	19.2500	29.17	561.52	Social Security	36.56			Direct Deposit # 646
	Premium Pay			28.07	Medicare	8.55			Check Amt
					Fed Income Tax	42.77			Chkg 562
					NC Income Tax	5.00			496.71
	EMPLOYEE TOTAL		29.17	589.59		92.88			Net Pay
Jenkins, Ernestine 6504	Hourly	21.6600	64.19	1,390.36	Social Security	114.67	Chpt13NC	133.85	Direct Deposit # 647
	Premium Pay			102.33	Medicare	26.82	HART LTD	60.65	Check Amt
	Overtime	32.4900	2.83	91.95	Fed Income Tax	201.49	Med Flex Spending	54.55	Chkg 525
	UnSickLv	21.6600	15.81	342.44	NC Income Tax	69.00	Medical Pretax	20.00	Chkg 455
							Vision	3.11	942.94
	EMPLOYEE TOTAL		82.83	1,927.08		411.98		272.16	Net Pay
Jiggetts, Deshawn 6400	BTWH	26.6700	9.17	244.56	Social Security	160.17	AFLAC	27.18	Direct Deposit # 648
	Hourly	25.6700	78.00	2,002.26	Medicare	37.46	Medical Pretax	20.00	Check Amt
	NR	25.6700	2.00	51.34	Fed Income Tax	362.94	Union	60.50	Chkg 699
	Premium Pay			115.71	NC Income Tax	107.00	Vision	3.11	1,828.04
	Overtime	38.5050	5.00	192.53					
	EMPLOYEE TOTAL		94.17	2,606.40		667.57		110.79	Net Pay
Johnson, David 6477	BTWH	25.0600	8.70	218.02	Social Security	142.94	Medical Pretax	20.00	Direct Deposit # 649
	Hourly	24.0600	68.35	1,644.50	Medicare	33.43	Union	60.55	Check Amt
	NR	24.0600	2.00	48.12	Fed Income Tax	301.82			Chkg 168
	Premium Pay			120.10	NC Income Tax	92.00			1,674.73
	Overtime	36.0900	2.82	101.77					
	UnSickLv	24.0600	8.02	192.96					

PAYROLL JOURNAL

0944 1815-9960 DURHAM CITY TRANSIT COMPANY

EMPLOYEE NAME ID	HOURS, EARNINGS, REIMBURSEMENTS & OTHER PAYMENTS				WITHHOLDINGS	DEDUCTIONS	NET PAY ALLOCATIONS
	DESCRIPTION	RATE	HOURS	EARNINGS			
**** 110130 DRIVERS (cont.)							
Johnson, David (cont.)							
6477							
	EMPLOYEE TOTAL		89.89	2,325.47			
					570.19	80.55	Net Pay 1,674.73
Jones, Glenda	Hourly	25.6700	65.68	1,686.01	Social Security 123.20	AFLAC 31.26	Direct Deposit # 650
6416	Premium Pay			102.82	Medicare 28.81	Medical Pretax 20.00	Check Amt 0.00
	Overtime	38.5050	0.93	35.81	Fed Income Tax 187.65	Union 60.50	Chkg 701 400.00
	UnSickLv	25.6700	7.23	185.59	NC Income Tax 106.00	Vision 3.11	Chkg 931 1,049.70
	EMPLOYEE TOTAL		73.84	2,010.23	445.66	114.87	Net Pay 1,449.70
Jones, Trenton	Hourly	25.6700	79.87	2,050.26	Social Security 172.91	AFLAC 30.72	Direct Deposit # 651
6237	NR	25.6700	0.13	3.34	Medicare 40.43	HART LTD 24.85	Check Amt 0.00
	Premium Pay			143.01	Fed Income Tax 299.00	Medical Pretax 20.00	Savg 349 2,060.40
	Overtime	38.5050	15.98	615.31	NC Income Tax 100.00	Union 60.50	
						Vision 3.11	
	EMPLOYEE TOTAL		95.98	2,811.92	612.34	139.18	Net Pay 2,060.40
Joynes, Ralph	Hourly	25.6700	78.00	2,002.26	Social Security 198.25	401k Loan 2 Union 186.35	Direct Deposit # 652
6262	Premium Pay			159.59	Medicare 46.36	401k Plan1 390.66	Check Amt 0.00
	Training	25.6700	2.00	51.34	Fed Income Tax 261.02	AFLAC 36.30	Chkg 135 1,828.25
	Overtime	38.5050	27.07	1,042.33	NC Income Tax 118.00	Dental 9.31	
						HART LTD 71.88	
						Med Flex Spending 22.73	
						Medical Pretax 20.00	
						Union 60.50	
						Vision 5.91	
	EMPLOYEE TOTAL		107.07	3,255.52	623.63	803.64	Net Pay 1,828.25
	<i>Other Items: (Do not increase Net Pay.)</i>						
	MatchPlan1			24.42			
Kinyongo, Issa	Premium Pay			24.85	Social Security 32.36		Direct Deposit # 653
6680	Training	16.8500	29.50	497.08	Medicare 7.57		Check Amt 0.00
					Fed Income Tax 2.39		Chkg 021 477.61
					NC Income Tax 2.00		
	EMPLOYEE TOTAL		29.50	521.93	44.32		Net Pay 477.61
Lennon, Gary	Hourly	25.6700	77.98	2,001.75	Social Security 138.41	401k Plan1 90.22	Direct Deposit # 654
6028	NR	25.6700	2.00	51.34	Medicare 32.37	AFLAC 38.76	Check Amt 0.00
	Premium Pay			126.26	Fed Income Tax 229.53	HART LTD 52.57	Chkg 329 1,566.62
	Overtime	38.5050	1.98	76.24	NC Income Tax 84.00	Medical Pretax 20.00	
						Vision 3.11	
	EMPLOYEE TOTAL		81.96	2,255.59	484.31	204.66	Net Pay 1,566.62

PAYROLL JOURNAL

0944 1815-9960 DURHAM CITY TRANSIT COMPANY

EMPLOYEE NAME ID	HOURS, EARNINGS, REIMBURSEMENTS & OTHER PAYMENTS				WITHHOLDINGS	DEDUCTIONS	NET PAY ALLOCATIONS			
	DESCRIPTION	RATE	HOURS	EARNINGS				REIMB & OTHER PAYMENTS		
<i>Other Items: (Do not increase Net Pay.)</i>										
	MatchPlan1				16.92					
**** 110130 DRIVERS (cont.)										
Lloyd, Ada 6051	Hourly	25:6700	78:00	2,002:26	Social Security	135:16	401k Plan1	224:87	Direct Deposit # 655	
	NR	25:6700	2:00	51:34	Medicare	31:62	AFLAC	61:76	Check Amt	0.00
	Premium Pay			102:68	Fed Income Tax	147:11	HART LTD	71:88	Chkg 054	1,240.23
	Overtime	38:5050	2:40	92:41	NC Income Tax	57:00	Med Flex Spending	45:45	Savg 054	150.00
							Medical Pretax	20:00		
						Union	60:50			
						Vision	3:11			
	EMPLOYEE TOTAL		82.40	2,248:69		370:89		487:57	Net Pay	1,390.23
<i>Other Items: (Do not increase Net Pay.)</i>										
	MatchPlan1				16.87					
Mack, Julian 6598	Hourly	19:2500	62:65	1,206:01	Social Security	123:02	Dental	12:59	Direct Deposit # 656	
	Premium Pay			85:81	Medicare	28:77	LevyNC	163:99	Check Amt	0.00
	Overtime	28:8750	13:76	397:32	Fed Income Tax	170:45	Medical Pretax	20:00	Chkg 040	1,437.09
	UnSickLv	19:2500	17:35	333:99	NC Income Tax	61:00	Vision	6:22		
									Net Pay	1,437.09
	EMPLOYEE TOTAL		93.76	2,023:13		383:24		202:80		
Martin, Kendrick 6562	Hourly	19:2500	6:50	125:13	Social Security	7:95	Vision	3:11	Direct Deposit # 657	
	Premium Pay			6:26	Medicare	1:86			Check Amt	0.00
					Fed Income Tax	50:00			Chkg 789	68.47
									Net Pay	68.47
		EMPLOYEE TOTAL		6.50	131:39		59:81		3:11	
Martinez, Ana 6387	Hourly	25:6700	71:52	1,835:92	Social Security	135:61	401k Plan1	89:05	Direct Deposit # 658	
	NR	25:6700	2:00	51:34	Medicare	31:72	Dental	12:59	Check Amt	0.00
	Premium Pay			94:39	Fed Income Tax	164:28	Medical Pretax	20:00	Chkg 428	1,637.19
	Overtime	38:5050	2:03	78:17	NC Income Tax	69:00	Union	60:50		
	UnSickLv	25:6700	6:48	166:34			Vision	6:22		
									Net Pay	1,637.19
	EMPLOYEE TOTAL		82.03	2,226:16		400:61		188:36		
<i>Other Items: (Do not increase Net Pay.)</i>										
	MatchPlan1				16.70					
Maxwell, Lisa 6066	Hourly	25:6700	22:40	575:01	Social Security	57:37	AFLAC	77:88	Direct Deposit # 659	
	NR	25:6700	0:62	15:92	Medicare	13:43	EMC	16:13	Check Amt	0.00
	Premium Pay			51:34	NC Income Tax	22:00	HART LTD	34:30	Chkg 761	200.00
	Training	25:6700	16:98	435:88			Med Flex Spending	129:55	Chkg 705	443.88
							Medical Pretax	20:00		
						Union	60:50			
						Vision	3:11			
	EMPLOYEE TOTAL		40.00	1,078:15		92:80		341:47	Net Pay	643.88
Maxwell, Sara 6667	Hourly	16:8500	68:83	1,159:79	Social Security	96:80			Direct Deposit # 660	
	NR	16:8500	2:00	33:70	Medicare	22:64			Check Amt	0.00

PAYROLL JOURNAL

0944 1815-9960 DURHAM CITY TRANSIT COMPANY

EMPLOYEE NAME ID	HOURS, EARNINGS, REIMBURSEMENTS & OTHER PAYMENTS				WITHHOLDINGS	DEDUCTIONS	NET PAY ALLOCATIONS		
	DESCRIPTION	RATE	HOURS	EARNINGS			REIMB & OTHER PAYMENTS		
**** 110130 DRIVERS (cont.)									
Maxwell, Sara (cont.)									
6667	Training	16,8500	9:17	154:51	Fed Income Tax	9:63		Chkg 021	1,395.25
	Overtime	25:2750	8:44	213:32	NC Income Tax	37:00			
	EMPLOYEE TOTAL		88.44	1,561:32		166:07		Net Pay	1,395.25
McGhee, Jerry									
6546	Hourly	21:6600	80:00	1,732:80	Social Security	163:30	HART LTD	53:90	Direct Deposit # 661
	Premium Pay			143:74	Medicare	38:20	Medical Pretax	20:00	Check Amt
	Overtime	32:4900	24:02	780:41	Fed Income Tax	240:25	Union	60:54	Chkg 586
					NC Income Tax	109:00	Vision	3:11	1,968.65
	EMPLOYEE TOTAL		104.02	2,656:95		550:75		137:55	Net Pay
McLean, Harvey									
6623	Hourly	18:0500	63:58	1,147:62	Social Security	78:69	Medical Pretax	20:00	Direct Deposit # 662
	NR	18:0500	2:00	36:10	Medicare	18:40	Union	60:50	Check Amt
	Premium Pay			108:60	Fed Income Tax	124:32	Vision	3:11	Chkg 766
					NC Income Tax	27:00			960.30
	EMPLOYEE TOTAL		65.58	1,292:32		248:41		83:61	Net Pay
McNair, Leroy									
6158	Hourly	25:6700	72:00	1,848:24	Social Security	129:85	401k Plan1	119:00	Direct Deposit # 663
	Premium Pay			119:59	Medicare	30:36	Dental	9:31	Check Amt
	Overtime	38:5050	5:37	206:77	Fed Income Tax	161:23	EMC	21:09	Chkg 010
	UnSickLv	25:6700	8:00	205:36	NC Income Tax	63:00	Garn-LM	180:00	Chkg 203
							Medical Pretax	270:45	1,129.76
							Vision	5:91	
	EMPLOYEE TOTAL		85.37	2,379:96		384:44		605:76	Net Pay
	<i>Other Items: (Do not increase Net Pay.)</i>								
	MatchPlan1					17:85			
Melendez, Jessica									
6607	Hourly	19:2500	18:17	349:77	Social Security	33:87	401k Plan1	56:94	Direct Deposit # 664
	NR	19:2500	2:00	38:50	Medicare	7:93	Medical Pretax	20:00	Check Amt
	Premium Pay			27:11	Fed Income Tax	32:20	Union	60:56	Chkg 589
	Training	19:2500	8:00	154:00			Vision	3:11	354.77
	EMPLOYEE TOTAL		28.17	569:38		74:00		140:61	Net Pay
	<i>Other Items: (Do not increase Net Pay.)</i>								
	MatchPlan1					4:27			
>>> SHORTFALL(S) ARE INDICATED BY AN ASTERISK (*). <<<									
Mills, Crystal									
6239	Hourly	25:6700	28:75	738:01	Social Security	41:41	AFLAC	48:12	Direct Deposit # 665
	Premium Pay			36:90	Medicare	9:69	Chpt13NC	*412:90	Check Amt
					Fed Income Tax	33:52	Dental	12:59	Chkg 462
					NC Income Tax	9:00	EMC	52:78	0.00
							Med Flex Spending	68:18	
							Medical Pretax	20:00	
							Union	60:50	

PAYROLL JOURNAL

0944 1815-9960 DURHAM CITY TRANSIT COMPANY

EMPLOYEE NAME ID	HOURS, EARNINGS, REIMBURSEMENTS & OTHER PAYMENTS				WITHHOLDINGS	DEDUCTIONS	NET PAY ALLOCATIONS
	DESCRIPTION	RATE	HOURS	EARNINGS			
**** 110130 DRIVERS (cont.) Mills, Crystal (cont.) 6239						Vision 6:22	
	EMPLOYEE TOTAL		28.75	774.91	93.62	681.29	Net Pay 0.00
Mitchell, Jamal 6283	Hourly	25.6700	32.67	838.64	Social Security 132.09	Medical Pretax 20:00	Direct Deposit # 666
	Premium Pay			61.77	Medicare 30.89	Union 60:55	Check Amt 0.00
	Overtime	38.5050	0.60	23.10	Fed Income Tax 120.32	Vision 3:11	Chkg 933 1,725.66
	UnSickLv	25.6700	7.33	188.16	NC Income Tax 61.00		
	Vacation	25.6700	40.59	1,041.95			
	EMPLOYEE TOTAL		81.19	2,153.62	344.30	83.66	Net Pay 1,725.66
Mitchell, Kirk 6029	Premium Pay			2.29	Social Security 55.33	401k Loan 11 Union 192.64	Direct Deposit # 667
	Vacation	25.6700	40.00	1,026.80	Medicare 12.94	401k Plan1 164.65	Check Amt 0.00
					Fed Income Tax 39.50	AFLAC 71.43	Chkg 307 211.47
					NC Income Tax 12.00	HART LTD 71.88	
						Med Flex Spending 113.64	
						Medical Pretax 20:00	
						Union 60:50	
						Vision 3:11	
	EMPLOYEE TOTAL		40.00	1,029.09	119.77	697.85	Net Pay 211.47
	<i>Other Items: (Do not increase Net Pay.)</i>						
	MatchPlan1				7.72		
Moody, Marc 6070	Hourly	25.6700	80.00	2,053.60	Social Security 134.86	401k Loan 3 Union 63.97	Direct Deposit # 668
	Premium Pay			111.22	Medicare 31.54	401k Loan 4 Union 112.26	Check Amt 0.00
	Overtime	38.5050	0.87	33.50	Fed Income Tax 192.30	401k Plan1 65.95	Chkg 216 1,416.83
					NC Income Tax 97.00	Medical Pretax 20:00	
						Union 60:50	
						Vision 3:11	
	EMPLOYEE TOTAL		80.87	2,198.32	455.70	325.79	Net Pay 1,416.83
	<i>Other Items: (Do not increase Net Pay.)</i>						
	MatchPlan1				16.49		
Morris, Alvin 6407	Hourly	25.6700	78.00	2,002.26	Social Security 135.00	AFLAC 31.26	Direct Deposit # 669
	NR	25.6700	2.00	51.34	Medicare 31.57	HART LTD 66.95	Check Amt 0.00
	Premium Pay			121.73	Fed Income Tax 165.63	Med Flex Spending 125.00	Chkg 396 1,618.48
	Overtime	38.5050	3.90	150.17	NC Income Tax 68.00	Medical Pretax 20:00	
						Union 60:50	
						Vision 3:11	
	EMPLOYEE TOTAL		83.90	2,325.50	400.20	306.82	Net Pay 1,618.48
Morris, Rondell 6627	Hourly	18.0500	78.00	1,407.90	Social Security 118.83	Medical Pretax 20:00	Direct Deposit # 670
	NR	18.0500	2.00	36.10	Medicare 27.79	Vision 3:11	Check Amt 0.00

PAYROLL JOURNAL

0944 1815-9960 DURHAM CITY TRANSIT COMPANY

EMPLOYEE NAME ID	HOURS, EARNINGS, REIMBURSEMENTS & OTHER PAYMENTS				WITHHOLDINGS	DEDUCTIONS	NET PAY ALLOCATIONS		
	DESCRIPTION	RATE	HOURS	EARNINGS					REIMB & OTHER PAYMENTS
**** 110130 DRIVERS (cont.)									
Morris, Rondell (cont.)									
6627									
	Premium Pay			118.79	Fed Income Tax	216.26		Chkg 923	1,495.68
	Overtime	27.0750	13.92	376.88	NC Income Tax	58.00			
	EMPLOYEE TOTAL		93.92	1,939.67		420.88	23.11	Net Pay	1,495.68
Morton, Lillie									
6452									
	Hourly	24.0600	69.90	1,681.79	Social Security	188.41	401k Loan 3 Union	117.76	Direct Deposit # 671
	NR	24.0600	2.00	48.12	Medicare	44.06	401k Plan1	435.06	Check Amt
	Premium Pay			151.70	Fed Income Tax	331.06	AFLAC	67.86	Chkg 974
	Overtime	36.0900	28.57	1,031.09	NC Income Tax	103.00	Dental	9.31	Savg 638
	UnSickLv	24.0600	8.10	194.89			Med Flex Spending	36.36	Savg 981
							Medical Pretax	20.00	
							Union	60.50	
							Vision	3.11	
	EMPLOYEE TOTAL		108.57	3,107.59		666.53	749.96	Net Pay	1,691.10
	<i>Other Items: (Do not increase Net Pay.)</i>								
	MatchPlan1				23.31				
Nelson, Willie									
6682									
	Premium Pay			3.37	Social Security	4.39		Direct Deposit # 672	
	Training	16.8500	4.00	67.40	Medicare	1.03		Check Amt	0.00
	EMPLOYEE TOTAL		4.00	70.77		5.42		Chkg 458	65.35
								Net Pay	65.35
Norman, Theresa									
6638									
	Bereavement	16.8500	8.10	136.49	Social Security	91.75	Medical Pretax	20.00	Direct Deposit # 673
	Hourly	16.8500	63.60	1,071.66	Medicare	21.46	Vision	3.11	Check Amt
	Premium Pay			84.96	Fed Income Tax	149.60			Chkg 741
	Overtime	25.2750	2.77	70.01	NC Income Tax	38.00			Chkg 320
	UnSickLv	16.8500	8.30	139.86					589.53
	EMPLOYEE TOTAL		82.77	1,502.98		300.81	23.11	Net Pay	1,179.06
Nunn, Esther									
6110									
	Hourly	25.6700	79.25	2,034.35	Social Security	190.04	AFLAC	79.70	Direct Deposit # 674
	NR	25.6700	0.75	19.25	Medicare	44.45	HART LTD	66.95	Check Amt
	Premium Pay			135.31	Fed Income Tax	432.55	Med Flex Spending	129.55	Chkg 007
	Overtime	38.5050	26.72	1,028.85	NC Income Tax	131.00	Medical Pretax	20.00	2,059.91
							Union	60.50	
							Vision	3.11	
	EMPLOYEE TOTAL		106.72	3,217.76		798.04	359.81	Net Pay	2,059.91
Parker, Alfred E									
6490									
	BTWH	22.6600	16.48	373.44	Social Security	140.32	401k Plan2	121.03	Direct Deposit # 675
	Hourly	21.6600	80.00	1,732.80	Medicare	32.82	AFLAC	146.82	Check Amt
	NR	21.6600	0.02	0.43	Fed Income Tax	310.90	Dental	9.31	Chkg 011
	Premium Pay			115.15	NC Income Tax	84.00	HART LTD	60.65	1,306.20
	Overtime	32.4900	6.12	198.84			Med Flex Spending	125.00	
							Medical Pretax	20.00	
							Union	60.50	

PAYROLL JOURNAL

0944 1815-9960 DURHAM CITY TRANSIT COMPANY

EMPLOYEE NAME ID	HOURS, EARNINGS, REIMBURSEMENTS & OTHER PAYMENTS				WITHHOLDINGS	DEDUCTIONS	NET PAY ALLOCATIONS			
	DESCRIPTION	RATE	HOURS	EARNINGS				REIMB & OTHER PAYMENTS		
**** 110130 DRIVERS (cont.) Parker, Alfred E (cont.) 6490						Vision	3:11			
	EMPLOYEE TOTAL		102:62	2,420:66			568:04	546:42	Net Pay 1,306:20	
	<i>Other Items: (Do not increase Net Pay.)</i> MatchPlan2				30:26					
Patterson, Patric... 6467	BTWH	20:2500	32:00	648:00		Social Security	90:64	AFLAC	26:40	Direct Deposit # 676
	Hourly	19:2500	5:45	104:91		Medicare	21:20			Check Amt 0.00
	Premium Pay			92:95		Fed Income Tax	46:57			Chkg 773 1,255:05
	Training	19:2500	32:00	616:00		NC Income Tax	22:00			
	EMPLOYEE TOTAL		69:45	1,461:86			180:41	26:40		Net Pay 1,255:05
<i>Other Items: (Do not increase Net Pay.)</i> MatchPlan2										
Patterson, Perciv... 6021	Hourly	25:6700	25:22	647:40		Social Security	32:21	401k Plan1	20:39	Direct Deposit # 677
	Premium Pay			32:37		Medicare	7:54	AFLAC	33:73	Check Amt 0.00
						Fed Income Tax	80:00	Dental	9:31	Chkg 120 218:23
								HART LTD	66:95	
	EMPLOYEE TOTAL		25:22	679:77			119:75	Med Flex Spending 125:00 Medical Pretax 20:00 Union 60:50 Vision 5:91	341:79	Net Pay 218:23
<i>Other Items: (Do not increase Net Pay.)</i> MatchPlan1				5:10						
Poole, Robert 6592	BTWH	20:2500	24:83	502:81		Social Security	198:94	CS NC	165:69	Direct Deposit # 678
	Hourly	19:2500	80:00	1,540:00		Medicare	46:52	CS NC2	115:38	Check Amt 0.00
	Premium Pay			173:67		Fed Income Tax	161:65	CS NC3	150:92	Chkg 157 2,193:10
	Overtime	28:8750	43:03	1,242:49		NC Income Tax	116:00	Dental	12:59	
	EMPLOYEE TOTAL		147:86	3,458:97			523:11	Medical Pretax 231:42 Union 60:54 Vision 6:22	742:76	Net Pay 2,193:10
<i>Other Items: (Do not increase Net Pay.)</i> MatchPlan1										
Rawles, Bridget 6326	Hourly	25:6700	63:00	1,617:21		Social Security	130:50	401k Loan 6 Union	214:00	Direct Deposit # 679
	Premium Pay			86:57		Medicare	30:52	401k Plan1	176:05	Check Amt 0.00
	Overtime	38:5050	1:57	60:45		Fed Income Tax	218:94	HART LTD	24:85	Chkg 503 1,176:37
	UnSickLv	25:6700	17:00	436:39		NC Income Tax	73:00	Med Flex Spending 72:73 Medical Pretax 20:00 Union 60:55 Vision 3:11		
	EMPLOYEE TOTAL		81:57	2,200:62			452:96		571:29	Net Pay 1,176:37

PAYROLL JOURNAL

0944 1815-9960 DURHAM CITY TRANSIT COMPANY

EMPLOYEE NAME ID	HOURS, EARNINGS, REIMBURSEMENTS & OTHER PAYMENTS				WITHHOLDINGS	DEDUCTIONS	NET PAY ALLOCATIONS			
	DESCRIPTION	RATE	HOURS	EARNINGS			REIMB & OTHER PAYMENTS			
	<i>Other Items: (Do not increase Net Pay.)</i>									
	MatchPlan1				16.50					
**** 110130 DRIVERS (cont.)										
Rice, Danita 6508	Hourly	25,6700	78:00	2,002:26		Social Security	182:81	401k Plan1	89:15	Direct Deposit # 680
	NR	25,6700	2:00	51:34		Medicare	42:75	AFLAC	65:03	Check Amt 0.00
	Premium Pay			135:25		Fed Income Tax	387:30	Colonial Supp	19:11	Chkg 513 1,956.05
	Overtime	38,5050	20:33	782:81		NC Income Tax	121:00	HART LTD	24:85	
								Medical Pretax	20:00	
								Union	60:50	
								Vision	3:11	
	EMPLOYEE TOTAL		100:33	2,971:66			733:86		281:75	Net Pay 1,956.05
	<i>Other Items: (Do not increase Net Pay.)</i>									
	MatchPlan1				22.29					
Ruffin, Dequann 6507	BTWH	22,6600	23:23	526:39		Social Security	137:92	Dental	9:31	Direct Deposit # 681
	Hourly	21,6600	62:90	1,362:41		Medicare	32:25	Medical Pretax	20:00	Check Amt 0.00
	NR	21,6600	0:25	5:42		Fed Income Tax	334:02	Union	60:54	Chkg 442 1,421.83
	Premium Pay			101:31		NC Income Tax	88:00	Vision	5:91	Chkg 112 150.00
	Overtime	32,4900	2:18	70:83						
	UnSickLv	21,6600	8:93	193:42						
	EMPLOYEE TOTAL		97:49	2,259:78			592:19		95:76	Net Pay 1,571.83
Ruffin, Victoria 6508	Hourly	21,6600	55:58	1,203:86		Social Security	90:39	Med Flex Spending	68:18	Direct Deposit # 682
	Premium Pay			64:23		Medicare	21:14	Medical Pretax	20:00	Check Amt 0.00
	Overtime	32,4900	3:32	107:87		Fed Income Tax	30:36	Union	67:50	Chkg 612 1,231.56
	UnSickLv	21,6600	8:00	173:28		NC Income Tax	17:00	Vision	3:11	
	EMPLOYEE TOTAL		66:90	1,549:24			158:89		158:79	Net Pay 1,231.56
Saunders, Bartow 6084	Hourly	25,6700	24:17	620:44		Social Security	107:22	401k Plan1	320:28	Direct Deposit # 683
	NR	25,6700	2:00	51:34		Medicare	25:08	AFLAC	49:58	Check Amt 0.00
	Premium Pay			35:13		Fed Income Tax	93:29	Dental	19:25	Chkg 994 1,034.38
	Overtime	38,5050	1:54	59:30		NC Income Tax	47:00	HART LTD	52:57	
	Personal Day	25,6700	13:83	355:02				Medical Pretax	386:55	
	Vacation	25,6700	39:50	1,013:97						
	EMPLOYEE TOTAL		81:04	2,135:20			272:59		828:23	Net Pay 1,034.38
	<i>Other Items: (Do not increase Net Pay.)</i>									
	MatchPlan1				16.01					
Scott, Tracy 6064	Hourly	25,6700	80:00	2,053:60		Social Security	136:18	AFLAC	52:92	Direct Deposit # 684
	Premium Pay			104:22		Medicare	31:84	HART LTD	52:57	Check Amt 0.00
	Overtime	38,5050	1:60	61:61		Fed Income Tax	241:42	Medical Pretax	20:00	Chkg 641 1,538.89
						NC Income Tax	82:00	Union	60:50	
								Vision	3:11	
	EMPLOYEE TOTAL		81:60	2,219:43			491:44		189:10	Net Pay 1,538.89

PAYROLL JOURNAL

0944 1815-9960 DURHAM CITY TRANSIT COMPANY

EMPLOYEE NAME ID	HOURS, EARNINGS, REIMBURSEMENTS & OTHER PAYMENTS				WITHHOLDINGS	DEDUCTIONS	NET PAY ALLOCATIONS
	DESCRIPTION	RATE	HOURS	EARNINGS			
**** 110130 DRIVERS (cont.)							
Smith, James 6180	Premium Pay			3:37	Social Security	5:61	Direct Deposit # 685
	Training	21:7700	4:00	87:08	Medicare	1:31	Check Amt 0.00
							Chkg 935 83.53
	EMPLOYEE TOTAL		4.00	90:45		6:92	Net Pay 83.53
Smith, Lisa 6628	Hourly	18:0500	62:20	1,122:71	Social Security	91:28	HART LTD 24:12
	Premium Pay			65:45	Medicare	21:34	Med Flex Spending 125:00
	Overtime	27:0750	10:63	287:81	Fed Income Tax	109:00	Medical Pretax 20:00
	UnSickLv	18:0500	8:00	144:40	NC Income Tax	38:00	Union 60:50
							Vision 3:11
	EMPLOYEE TOTAL		80.83	1,620:37		259:62	232:73
							Net Pay 1,128.02
Smith, Steven L 6120	Hourly	25:6700	71:23	1,828:47	Social Security	140:00	HART LTD 34:30
	LDH	16:9400	6:77	114:68	Medicare	32:74	Medical Pretax 20:00
	NR	25:6700	2:00	51:34	Fed Income Tax	175:30	Union 60:50
	Premium Pay			103:64	NC Income Tax	77:00	Vision 3:11
	Overtime	38:5050	4:75	182:90			
	EMPLOYEE TOTAL		84.75	2,281:03		425:04	117:91
							Net Pay 1,738.08
Spears, Ethan 6681	Premium Pay			51:81	Social Security	67:46	Direct Deposit # 688
	Training	16:8500	61:50	1,036:28	Medicare	15:78	Check Amt 0.00
					Fed Income Tax	62:90	Chkg 440 911.95
	EMPLOYEE TOTAL		61.50	1,088:09	NC Income Tax	30:00	
						176:14	Net Pay 911.95
Spence, Lindley 6414	BTWH	26:6700	38:00	1,013:46	Social Security	201:29	Med Flex Spending 68:18
	Hourly	25:6700	69:58	1,786:12	Medicare	47:08	Medical Pretax 20:00
	NR	25:6700	2:00	51:34	Fed Income Tax	472:48	Union 60:50
	Premium Pay			147:59	NC Income Tax	140:00	Vision 3:11
	Overtime	38:5050	3:20	123:22			
	UnSickLv	25:6700	8:42	216:14			
	EMPLOYEE TOTAL		121.20	3,337:87		860:85	151:79
							Net Pay 2,325.23
Springfield, Trim... 6085	BTWH	26:6700	9:00	240:03	Social Security	143:82	401k Loan 3 Union 74:66
	Hourly	25:6700	40:00	1,026:80	Medicare	33:64	401k Plan1 71:65
	Premium Pay			74:61	Fed Income Tax	216:42	AFLAC 48:06
	Overtime	38:5050	0:52	20:02	NC Income Tax	77:00	EMC 25:92
	Vacation	25:6700	40:00	1,026:80			HART LTD 24:85
							Med Flex Spending 45:45
	EMPLOYEE TOTAL		89.52	2,388:26		470:88	313:70
							Net Pay 1,603.68
	Other Items: (Do not increase Net Pay.)						
	MatchPlan1				17.91		

PAYROLL JOURNAL

0944 1815-9960 DURHAM CITY TRANSIT COMPANY

EMPLOYEE NAME ID	HOURS, EARNINGS, REIMBURSEMENTS & OTHER PAYMENTS				WITHHOLDINGS	DEDUCTIONS	NET PAY ALLOCATIONS				
	DESCRIPTION	RATE	HOURS	EARNINGS			REIMB & OTHER PAYMENTS				
**** 110130 DRIVERS (cont.)											
Swain, Kimberly 6568	Hourly	19,2500	80:00	1,540:00		Social Security	130:28	HART LTD	25:72	Direct Deposit # 691	
	Premium Pay			100:51		Medicare	30:47	Med Flex Spending	45:45	Check Amt	0.00
	Overtime	28,8750	18:33	529:28		Fed Income Tax	220:50	Medical Pretax	20:00	Chkg 098	1,541.72
						NC Income Tax	92:00	Union	60:54		
								Vision	3:11		
	EMPLOYEE TOTAL		98:33	2,169:79			473:25		154:82	Net Pay	1,541.72
Taylor, Diangelo 6317	Hourly	19,2500	80:00	1,540:00		Social Security	128:44	Medical Pretax	20:00	Direct Deposit # 692	
	Premium Pay			125:03		Medicare	30:03	Vision	3:11	Check Amt	0.00
	Overtime	28,8750	14:88	429:66		Fed Income Tax	180:92			Chkg 757	1,656.19
						NC Income Tax	76:00				
	EMPLOYEE TOTAL		94:88	2,094:69			415:39		23:11	Net Pay	1,656.19
Thompson, Antonio 6081	Hourly	25,6700	77:77	1,996:36		Social Security	136:31	HART LTD	71:88	Direct Deposit # 693	
	NR	25,6700	2:00	51:34		Medicare	31:88	Medical Pretax	20:00	Check Amt	0.00
	Premium Pay			105:78		Fed Income Tax	188:01	Vision	3:11	Chkg 914	1,683.44
	Overtime	38,5050	1:77	68:15		NC Income Tax	87:00				
	EMPLOYEE TOTAL		81:54	2,221:63			443:20		94:99	Net Pay	1,683.44
Thompson, Daniel 6579	Hourly	19,2500	78:00	1,501:50		Social Security	114:14			Direct Deposit # 694	
	NR	19,2500	2:00	38:50		Medicare	26:69			Check Amt	0.00
	Premium Pay			95:96		NC Income Tax	59:00			Chkg 960	1,641.14
	Overtime	28,8750	7:10	205:01							
	EMPLOYEE TOTAL		87:10	1,840:97			199:83			Net Pay	1,641.14
Thornton, Shawn 6536	BTWH	22,6600	15:76	357:12		Social Security	159:11	HART LTD	28:94	Direct Deposit # 695	
	Hourly	21,6600	80:00	1,732:80		Medicare	37:21	Medical Pretax	20:00	Check Amt	0.00
	Premium Pay			114:45		Fed Income Tax	232:14	Union	60:56	Chkg 027	1,942.31
	Overtime	32,4900	11:85	385:01		NC Income Tax	106:00	Vision	3:11		
	EMPLOYEE TOTAL		107:61	2,589:38			534:46		112:61	Net Pay	1,942.31
Tindall Jr, Johnn... 6055	BTWH	26,6700	20:20	538:73		Social Security	268:52	AFLAC	68:16	Direct Deposit # 696	
	Hourly	25,6700	80:00	2,053:60		Medicare	62:80	CS NC2	428:76	Check Amt	0.00
	Premium Pay			159:81		Fed Income Tax	432:89	Dental	12:59	Chkg 431	2,797.02
	Overtime	38,5050	41:93	1,614:51		NC Income Tax	178:00	HART LTD	34:30		
								Medical Pretax	20:00		
								Union	60:50		
								Vision	3:11		
	EMPLOYEE TOTAL		142:13	4,366:65			942:21		627:42	Net Pay	2,797.02
Trollinger, George 6606	Hourly	19,2500	40:00	770:00		Social Security	102:14	401k Plan1	83:53	Direct Deposit # 697	
	Premium Pay			50:56		Medicare	23:89	Medical Pretax	20:00	Check Amt	0.00
	Overtime	28,8750	2:77	79:98		Fed Income Tax	136:86	Union	60:56	Chkg 046	1,175.45
	Vacation	19,2500	40:00	770:00		NC Income Tax	65:00	Vision	3:11		

PAYROLL JOURNAL

0944 1815-9960 DURHAM CITY TRANSIT COMPANY

EMPLOYEE NAME ID	HOURS, EARNINGS, REIMBURSEMENTS & OTHER PAYMENTS				WITHHOLDINGS	DEDUCTIONS	NET PAY ALLOCATIONS		
	DESCRIPTION	RATE	HOURS	EARNINGS			REIMB & OTHER PAYMENTS		
**** 110130 DRIVERS (cont.) Trollinger, George (cont.) 6606	EMPLOYEE TOTAL		82.77	1,670.54		327.89	167.20	Net Pay	1,175.45
	<i>Other Items: (Do not increase Net Pay.)</i>								
	MatchPlan1								12.53
Velazquez, Jacque... 6561	Hourly	19.2500	80:00	1,540:00	Social Security	137.62	Dental	12:59	Direct Deposit # 698
	Premium Pay			120:22	Medicare	32.18	Medical Pretax	20:00	Check Amt
	Overtime	28.8750	20:72	598:29	Fed Income Tax	246.57	Union	60:54	Chkg 777
					NC Income Tax	76.00	Vision	6:22	1,666.79
	EMPLOYEE TOTAL		100.72	2,258.51		492.37		99:35	Net Pay
									1,666.79
Wade, Karen D 6401	Hourly	25.6700	80:00	2,053.60	Social Security	116.95	AFLAC	78:09	Direct Deposit # 699
	Premium Pay			138.18	Medicare	27.35	Dental	12:59	Check Amt
	Overtime	38.5050	1:73	66.61	Fed Income Tax	158.68	HART LTD	34:30	Chkg 090
					NC Income Tax	59.00	Med Flex Spending	125:00	Chkg 653
							Medical Pretax	231.42	1,151.40
							Union	60:50	
							Vision	3:11	
	EMPLOYEE TOTAL		81.73	2,258.39		361.98		545:01	Net Pay
									1,351.40
Walker, Tameka 6172	Hourly	25.6700	25:73	660.49	Social Security	14.03	401k Plan1	70:94	Direct Deposit # 700
	Premium Pay			48.91	Medicare	3.28	AFLAC	50:73	Check Amt
							Dental	19:25	Chkg 351
							HART LTD	15:81	10.99
							Med Flex Spending	68:18	
							Medical Pretax	386.55	
							Union	60:50	
							Vision	9:14	
	EMPLOYEE TOTAL		25.73	709.40		17.31		681:10	Net Pay
									10.99
	<i>Other Items: (Do not increase Net Pay.)</i>								
	MatchPlan1								5.32
Watkins, Francine 6202	Hourly	25.6700	77:75	1,995.84	Social Security	149.32	401k Loan 7 Union	43:74	Direct Deposit # 701
	Premium Pay			131.40	Medicare	34.92	401k Plan1	25:57	Check Amt
	Overtime	38.5050	9:65	371.57	Fed Income Tax	158.74	AFLAC	106:35	Chkg 070
	UnSickLv	25.6700	2:25	57.76	NC Income Tax	96.00	EMC	52:17	1,609.27
							HART LTD	71:88	
							Med Flex Spending	125:00	
							Medical Pretax	20:00	
							Union	60:50	
							Vision	3:11	
	EMPLOYEE TOTAL		89.65	2,556.57		438.98		508:32	Net Pay
									1,609.27

PAYROLL JOURNAL

0944 1815-9960 DURHAM CITY TRANSIT COMPANY

EMPLOYEE NAME ID	HOURS, EARNINGS, REIMBURSEMENTS & OTHER PAYMENTS				WITHHOLDINGS	DEDUCTIONS	NET PAY ALLOCATIONS			
	DESCRIPTION	RATE	HOURS	EARNINGS				REIMB & OTHER PAYMENTS		
<i>Other Items: (Do not increase Net Pay.)</i>										
	MatchPlan1				6.39					
**** 110130 DRIVERS (cont.)										
Watlington, Johnny 6285	Hourly	25.6700	80.00	2,053.60	Social Security	171.73	401k Plan1	171.67	Direct Deposit # 702	
	Premium Pay			128.80	Medicare	40.16	AFLAC	85.08	Check Amt	0.00
	Overtime	38.5050	17.63	678.84	Fed Income Tax	386.24	CS NC	286.15	Chkg 591	500.00
					NC Income Tax	127.00	Med Flex Spending	68.18	Chkg 968	941.42
							Medical Pretax	20.00		
						Union	60.50			
						Vision	3.11			
	EMPLOYEE TOTAL		97.63	2,861.24		725.13		694.69	Net Pay	1,441.42
<i>Other Items: (Do not increase Net Pay.)</i>										
	MatchPlan1				21.46					
Williams, George J 6093	Hourly	25.6700	40.00	1,026.80	Social Security	115.59	401k Loan 9 Union	78.03	Direct Deposit # 703	
	Premium Pay			83.43	Medicare	27.03	401k Plan1	69.06	Check Amt	0.00
	Overtime	38.5050	4.17	160.57	Fed Income Tax	139.62	Dental	19.25	Chkg 786	1,261.55
	Vacation	25.6700	40.17	1,031.16	NC Income Tax	66.00	EMC	12.61		
							HART LTD	34.30		
						Med Flex Spending	22.73			
						Medical Pretax	386.55			
						Union	60.50			
						Vision	9.14			
	EMPLOYEE TOTAL		84.34	2,301.96		348.24		692.17	Net Pay	1,261.55
<i>Other Items: (Do not increase Net Pay.)</i>										
	MatchPlan1				17.26					
Williams, Susan 6380	BTWH	26.6700	15.80	421.39	Social Security	298.25	401k Plan1	241.68	Direct Deposit # 704	
	Hourly	25.6700	80.00	2,053.60	Medicare	69.76	AFLAC	44.40	Check Amt	0.00
	Premium Pay			1,477.62	Fed Income Tax	819.26	EMC	70.69	Chkg 841	2,931.00
	Overtime	38.5050	22.88	880.99	NC Income Tax	208.00	HART LTD	66.95		
							Medical Pretax	20.00		
						Union	60.50			
						Vision	3.11			
	EMPLOYEE TOTAL		118.68	4,833.60		1,395.27		507.33	Net Pay	2,931.00
<i>Other Items: (Do not increase Net Pay.)</i>										
	MatchPlan1				36.25					
Wilson, Candis 6374	Hourly	16.8500	8.64	145.58	Social Security	96.82			Direct Deposit # 705	
	NR	16.8500	2.00	33.70	Medicare	22.65			Check Amt	0.00
	Premium Pay			70.77	Fed Income Tax	119.72			Chkg 732	1,290.38
	Training	16.8500	69.36	1,168.72	NC Income Tax	32.00				
	Overtime	25.2750	5.65	142.80						

PAYROLL JOURNAL

0944 1815-9960 DURHAM CITY TRANSIT COMPANY

EMPLOYEE NAME ID	HOURS, EARNINGS, REIMBURSEMENTS & OTHER PAYMENTS				WITHHOLDINGS	DEDUCTIONS	NET PAY ALLOCATIONS
	DESCRIPTION	RATE	HOURS	EARNINGS			
**** 110130 DRIVERS (cont.)							
Wilson, Candis (cont.)							
6374							
	EMPLOYEE TOTAL		85.65	1,561.57			Net Pay 1,290.38
Woods, Jeffrey L	Hourly	25,6700	40:00	1,026:80	Social Security 218:23	AFLAC 52:56	Direct Deposit # 706
6134	Premium Pay			122:35	Medicare 51:04	Colonial Supp 45:28	Check Amt 0.00
	Overtime	38,5050	36:73	1,414:29	Fed Income Tax 598:98	EMC 41:56	Chkg 397 900.00
	Vacation	25,6700	40:00	1,026:80	NC Income Tax 184:00	HART LTD 24:85	Chkg 314 1,273.36
						Med Flex Spending 47:27	Chkg 628 100.00
						Medical Pretax 20:00	Savg 843 30.00
						Vision 3:11	
	EMPLOYEE TOTAL		116.73	3,590:24	1,052:25	234:63	Net Pay 2,303.36
110130 DRIVERS TOTALS							
> > > SHORTFALL(S) ARE INDICATED BY AN ASTERISK (*). < < <							
127 Person(s)	BTWH		364.46	8,865:31	Social Security 15,624:42	401k Loan 1 Uni 458:43	Check Amt 0.00
127 Transaction(s)	Bereavement		8.10	136:49	Medicare 3,654:19	401k Loan 11 Un 192:64	Dir Dep 179,361.61
	Hourly		7,691.64	174,661:94	Fed Income Tax 22,353:12	401k Loan 2 Uni 198:37	
	LDH		10.27	173:97	NC Income Tax 8,794:00	401k Loan 3 Uni 256:39	
	NR		100.20	2,248:55		401k Loan 4 Uni 388:78	
	Premium Pay			13,670:19		401k Loan 5 Uni 85:22	
	Training		618.98	10,854:03		401k Loan 6 Uni 315:94	
	Overtime		1,065.47	35,989:84		401k Loan 7 Uni 123:60	
	Personal Day		76.14	1,710:68		401k Loan 9 Uni 78:03	
	UnSickLv		207.19	4,597:55		401k Plan1 6,384:36	
	Vacation		327.29	8,040:74		401k Plan2 121:03	
						401kRothUn 45:61	
						AFLAC 2,710:88	
						CS AR 90:00	
						CS NC 1,144:22	
						CS NC2 544:14	
						CS NC3 150:92	
						Chpt13NC *546:75	
						Colonial Supp 64:39	
						Creditor4 368:12	
						Dental 372:17	
						EMC 351:64	
						Garn-LM 180:00	
						HART LTD 2,468:83	
						LevyNC 163:99	
						Med Flex Spendi 4,032:96	
						Medical Pretax 4,175:78	
						Union 4,787:44	
						Vision 361:32	
	110130 DRIVERS TOTAL		10,469.74	260,949:29	50,425:73	31,161:95	Net Pay 179,361.61

PAYROLL JOURNAL

0944 1815-9960 DURHAM CITY TRANSIT COMPANY

EMPLOYEE NAME ID	HOURS, EARNINGS, REIMBURSEMENTS & OTHER PAYMENTS				WITHHOLDINGS		DEDUCTIONS		NET PAY ALLOCATIONS	
	DESCRIPTION	RATE	HOURS	EARNINGS	REIMB & OTHER PAYMENTS					
	<i>Other Items: (Do not increase Net Pay.)</i>									
	MatchPlan1				772.43					
	MatchPlan2				30.26					
						<i>Employer Liabilities</i>				
						Social Security	15,624.45			
						Medicare	3,654.09			
						Fed Unemploy	88.25			
						NC Unemploy	79.77			
						TOTAL EMPLOYER LIABILITY	19,446.56			
						TOTAL TAX LIABILITY	69,872.29			
**** 110140 SR OPS SUPERVISOR Toy-Staton, Honey 6593	Salary			3,400.80		Social Security	208.16	Dental	34.34	Direct Deposit # 707
	Salary		M80:00			Medicare	48.68	HART LTD	56.79	Check Amt
	Cell Reimbursement				150.00	Fed Income Tax	460.46	Vision	9.14	0.00
						NC Income Tax	146.00			Savg 010
										2,587.23
	EMPLOYEE TOTAL		80.00	3,400.80	150.00		863.30		100.27	Net Pay
										2,587.23
110140 SR OPS SUPERVISOR TOTALS 1 Person(s) 1 Transaction(s)	Salary		80.00	3,400.80		Social Security	208.16	Dental	34.34	Check Amt
	Cell Reimbursement				150.00	Medicare	48.68	HART LTD	56.79	0.00
						Fed Income Tax	460.46	Vision	9.14	Dir Dep
						NC Income Tax	146.00			2,587.23
	110140 SR OPS SUPERVISOR TOTAL		80.00	3,400.80	150.00		863.30		100.27	Net Pay
										2,587.23
						<i>Employer Liabilities</i>				
						Social Security	208.15			
						Medicare	48.68			
						TOTAL EMPLOYER LIABILITY	256.83			
						TOTAL TAX LIABILITY	1,120.13			
**** 141330 MAINT SUPERVISOR Avent, Michael 6665	Hourly	36.7700	80.00	2,941.60		Social Security	224.37			Direct Deposit # 708
	Overtime	55.1550	12.28	677.30		Medicare	52.48			Check Amt
						Fed Income Tax	518.00			0.00
						NC Income Tax	159.00			Chkg 181
										2,665.05
	EMPLOYEE TOTAL		92.28	3,618.90			953.85			Net Pay
										2,665.05
Carroll, David 6517	Salary			3,098.22		Social Security	170.04	Dental	34.34	Direct Deposit # 709
	Salary		M84:52			Medicare	39.76	HART LTD	37.49	Check Amt
						Fed Income Tax	303.31	Med Flex Spending	45.45	0.00
						NC Income Tax	115.00	Medical Pretax	275.82	Chkg 994
										2,077.01

PAYROLL JOURNAL

0944 1815-9960 DURHAM CITY TRANSIT COMPANY

EMPLOYEE NAME ID	HOURS, EARNINGS, REIMBURSEMENTS & OTHER PAYMENTS				WITHHOLDINGS	DEDUCTIONS	NET PAY ALLOCATIONS
	DESCRIPTION	RATE	HOURS	EARNINGS			
**** 141330 MAINT SUPERVISOR (cont.)							
Carroll, David (cont.) 6517							
	EMPLOYEE TOTAL		84.52	3,098.22			
					628.11	393.10	Net Pay 2,077.01
Jerome, Andrew 6643	Salary	35,1525	83.13	2,922.23	Social Security 161.94 Medicare 37.88 Fed Income Tax 237.64 NC Income Tax 108.00	Dental 34.34 HART LTD 34.02 Medical Pretax 275.82	Direct Deposit # 710 Check Amt 0.00 Chkg 828 2,032.59
	EMPLOYEE TOTAL		83.13	2,922.23	545.46	344.18	Net Pay 2,032.59
Massey, Stanley L 6013	Salary	37,0709	82.50	3,058.35	Social Security 175.29 Medicare 41.00 Fed Income Tax 288.46 NC Income Tax 131.00	AFLAC 18.06 COLS 25.71 Dental 14.29 Med Flex Spending 45.45 Medical Pretax 165.13 Vision 6.22	Direct Deposit # 711 Check Amt 0.00 Chkg 812 800.00 Chkg 834 1,347.74
	EMPLOYEE TOTAL		82.50	3,058.35	635.75	274.86	Net Pay 2,147.74
Valle, Marlon 6613	Salary	38,2590	72.67	2,780.28	Social Security 167.33 Medicare 39.13 Fed Income Tax 15.44 NC Income Tax 90.00	Dental 34.34 Med Flex Spending 68.18 Medical Pretax 275.82 Vision 9.14	Direct Deposit # 712 Check Amt 0.00 Chkg 770 2,386.97
	EMPLOYEE TOTAL		80.67	3,086.35	311.90	387.48	Net Pay 2,386.97
141330 MAINT SUPERVISOR TOTALS							
5 Person(s) 5 Transaction(s)	Hourly		80.00	2,941.60	Social Security 898.97 Medicare 210.25 Fed Income Tax 1,362.85 NC Income Tax 603.00	AFLAC 18.06 COLS 25.71 Dental 117.31 HART LTD 71.51 Med Flex Spendi 159.08 Medical Pretax 992.59 Vision 15.36	Check Amt 0.00 Dir Dep 11,309.36
	Salary		322.82	11,859.08			
	Overtime		12.28	677.30			
	Sick		8.00	306.07			
	141330 MAINT SUPERVISOR TOTAL		423.10	15,784.05	3,075.07	1,399.62	Net Pay 11,309.36
					<i>Employer Liabilities</i>		
					Social Security 898.98 Medicare 210.25 NC Unemploy 7.24		
					TOTAL EMPLOYER LIABILITY 1,116.47		
					TOTAL TAX LIABILITY 4,191.54		
**** 141340 MECHANIC							
Alkire, Mark 6538	Hourly	30,1200	30.00	903.60	Social Security 157.05 Medicare 36.73	Medical Pretax 20.00 Union 60.54	Direct Deposit # 713 Check Amt 0.00
	M2H	30,4700	50.00	1,523.50			

PAYROLL JOURNAL

0944 1815-9960 DURHAM CITY TRANSIT COMPANY

EMPLOYEE NAME ID	HOURS, EARNINGS, REIMBURSEMENTS & OTHER PAYMENTS				WITHHOLDINGS	DEDUCTIONS	NET PAY ALLOCATIONS			
	DESCRIPTION	RATE	HOURS	EARNINGS					REIMB & OTHER PAYMENTS	
**** 141340 MECHANIC (cont.) Alkire, Mark (cont.) 6538	Premium Pay			113;29	Fed Income Tax	279;13	Vision	3;11	Chkg 626	1,895.64
	Overtime	45;1800	0;35	15;81	NC Income Tax	104;00				
	EMPLOYEE TOTAL		80;35	2,556;20		576;91		83;65	Net Pay	1,895.64
Bowers, Benjamin 6098	Hourly	26;9500	19;05	513;40	Social Security	141;45	Medical Pretax	20;00	Direct Deposit # 714	
	M3H	27;4000	44;95	1,231;63	Medicare	33;08	Union	60;50	Check Amt	0.00
	Premium Pay			89;86	Fed Income Tax	260;14	Vision	3;11	Chkg 357	1,695.21
	Overtime	40;4250	0;95	38;40	NC Income Tax	91;00				
	Vacation	26;9500	16;00	431;20						
	EMPLOYEE TOTAL		80;95	2,304;49		525;67		83;61	Net Pay	1,695.21
Cannady, Kipland 6154	Hourly	32;0900	75;00	2,406;75	Social Security	168;72	401k Plan1	82;70	Direct Deposit # 715	
	Premium Pay			122;02	Medicare	39;46	AFLAC	24;30	Check Amt	0.00
	Overtime	48;1350	1;40	67;39	Fed Income Tax	181;30	Dental	9;31	Chkg 015	320.00
	Personal Day	32;0900	5;00	160;45	NC Income Tax	92;00	Medical Pretax	20;00	Chkg 687	1,752.41
	EMPLOYEE TOTAL		81;40	2,756;61		481;48	Union	60;50		
	Other Items: (Do not increase Net Pay.) MatchPlan1						Vision	5;91	Net Pay	2,072.41
Dove, Johnny 6004	Hourly	33;3200	79;98	2,664;93	Social Security	177;19	Dental	9;31	Direct Deposit # 716	
	Premium Pay			133;25	Medicare	41;44	Medical Pretax	20;00	Check Amt	0.00
	Overtime	49;9800	1;90	94;96	Fed Income Tax	350;59	Union	60;50	Chkg 188	2,107.20
	EMPLOYEE TOTAL		81;88	2,893;14	NC Income Tax	121;00	Vision	5;91	Net Pay	2,107.20
Dunnegan, Thomas 6042	Hourly	26;9500	19;50	525;53	Social Security	159;45	401k Plan1	129;74	Direct Deposit # 717	
	M2H	27;3000	6;00	163;80	Medicare	37;29	HART LTD	36;00	Check Amt	0.00
	M3H	27;4000	37;05	1,015;17	Fed Income Tax	157;68	Medical Pretax	20;00	Chkg 697	1,891.98
	Premium Pay			148;19	NC Income Tax	99;00	Union	60;50		
	Overtime	40;4250	7;07	285;80			Vision	3;11		
	UnSickLv	26;9500	8;93	240;66						
	Vacation	26;9500	8;00	215;60						
	EMPLOYEE TOTAL		86;55	2,594;75		453;42		249;35	Net Pay	1,891.98
	Other Items: (Do not increase Net Pay.) MatchPlan1									
Fuller, Cameron A 6541	Bereavement	31;4000	8;00	251;20	Social Security	188;87	HART LTD	7;23	Direct Deposit # 718	
	Hourly	31;4000	31;07	975;60	Medicare	44;18	Medical Pretax	20;00	Check Amt	0.00
	M2H	31;7500	40;93	1,299;53	Fed Income Tax	428;41	Vision	3;11	Chkg 021	2,252.58
	Premium Pay			133;28	NC Income Tax	125;00				
	EMPLOYEE TOTAL									

PAYROLL JOURNAL

0944 1815-9960 DURHAM CITY TRANSIT COMPANY

EMPLOYEE NAME ID	HOURS, EARNINGS, REIMBURSEMENTS & OTHER PAYMENTS				WITHHOLDINGS	DEDUCTIONS	NET PAY ALLOCATIONS
	DESCRIPTION	RATE	HOURS	EARNINGS			
**** 141340 MECHANIC (cont.) Fuller, Cameron A (cont.) 6541	Overtime	47.1000	8.70	409.77			
	EMPLOYEE TOTAL		88.70	3,069.38	786.46	30.34	Net Pay 2,252.58
Gutierrez Garcia, ... 6676	Hourly	21.8200	33.33	727.26	Social Security 47.41		Direct Deposit # 719
	Premium Pay			37.46	Medicare 11.09		Check Amt 0.00
					Fed Income Tax 26.66		Chkg 194 665.56
					NC Income Tax 14.00		
	EMPLOYEE TOTAL		33.33	764.72	99.16		Net Pay 665.56
Hayes, Thomas L 6044	M2H	27.3000	41.97	1,145.78	Social Security 158.13	401k Loan 4 Union 120.76	Direct Deposit # 720
	M3H	27.4000	30.03	822.82	Medicare 36.98	401k Plan1 154.41	Check Amt 0.00
	Premium Pay			72.00	Fed Income Tax 160.31	COLS 4.66	Chkg 018 1,484.47
	Overtime	40.4250	7.85	317.34	NC Income Tax 85.00	CS NC 268.61	
	Holiday	26.9500	8.00	215.60		HART LTD 16.60	
						Medical Pretax 20.00	
						Union 60.50	
						Vision 3.11	
	EMPLOYEE TOTAL		87.85	2,573.54	440.42	648.65	Net Pay 1,484.47
	<i>Other Items: (Do not increase Net Pay.)</i>						
	MatchPlan1			19.30			
Mattern, Robert 6425	Hourly	30.1200	18.00	542.16	Social Security 154.23	HART LTD 10.36	Direct Deposit # 721
	M2H	30.4700	30.00	914.10	Medicare 36.07	Medical Pretax 20.00	Check Amt 0.00
	Premium Pay			85.27	Fed Income Tax 341.91	Vision 3.11	Chkg 921 1,843.11
	Overtime	45.1800	0.12	5.42	NC Income Tax 102.00		
	Vacation	30.1200	32.00	963.84			
	EMPLOYEE TOTAL		80.12	2,510.79	634.21	33.47	Net Pay 1,843.11
Pacheco, Christian 6363	Hourly	24.3900	55.00	1,341.45	Social Security 124.76	HART LTD 12.49	Direct Deposit # 722
	Premium Pay			67.44	Medicare 29.18	Med Flex Spending 22.73	Check Amt 0.00
	Overtime	36.5850	1.08	39.51	Fed Income Tax 237.32	Medical Pretax 20.00	Chkg 846 1,471.06
	UnSickLv	24.3900	9.00	219.51	NC Income Tax 77.00	Union 60.50	
	Vacation	24.3900	16.00	390.24		Vision 3.11	
	EMPLOYEE TOTAL		81.08	2,058.15	468.26	118.83	Net Pay 1,471.06
Paylor, Christoph... 6039	Hourly	32.0900	72.40	2,323.32	Social Security 150.47	401k Plan1 81.37	Direct Deposit # 723
	Premium Pay			116.41	Medicare 35.19	Dental 9.31	Check Amt 0.00
	Overtime	48.1350	0.60	28.88	Fed Income Tax 205.65	HART LTD 65.72	Chkg 748 1,733.92
	Personal Day	32.0900	7.60	243.88	NC Income Tax 94.00	Medical Pretax 270.45	
						Union 60.50	
						Vision 5.91	

PAYROLL JOURNAL

0944 1815-9960 DURHAM CITY TRANSIT COMPANY

EMPLOYEE NAME ID	HOURS, EARNINGS, REIMBURSEMENTS & OTHER PAYMENTS				WITHHOLDINGS	DEDUCTIONS	NET PAY ALLOCATIONS		
	DESCRIPTION	RATE	HOURS	EARNINGS					REIMB & OTHER PAYMENTS
**** 141340 MECHANIC (cont.) Paylor, Christopher T (cont.) 6039	EMPLOYEE TOTAL		80.60	2,712.49		485.31	493.26	Net Pay	1,733.92
	<i>Other Items: (Do not increase Net Pay.)</i>								
	MatchPlan1								20.34
Paylor, Michael J 6201	Hourly	24.3900	60.93	1,486.08	Social Security	136.18	HART LTD	32.59	Direct Deposit # 724
	Premium Pay			74.31	Medicare	31.85	Medical Pretax	20.00	Check Amt
	Overtime	36.5850	0.05	1.83	Fed Income Tax	156.21	Union	60.50	Chkg 235
	FMLA	24.3900	8.00	195.12	NC Income Tax	87.00	Vision	3.11	1,692.09
	UnSickLv	24.3900	18.95	462.19					
	EMPLOYEE TOTAL		87.93	2,219.53		411.24	116.20	Net Pay	1,692.09
Ramsey, Roger 6108	Hourly	31.0000	22.82	707.42	Social Security	156.45	401k Loan 8 Union	105.50	Direct Deposit # 725
	M3H	31.4500	48.72	1,532.24	Medicare	36.59	401k Loan 9 Union	104.30	Check Amt
	Premium Pay			84.08	Fed Income Tax	223.63	401k Plan1	77.15	Chkg 312
	UnSickLv	31.0000	8.00	248.00	NC Income Tax	100.00	AFLAC	50.88	1,544.86
	EMPLOYEE TOTAL		79.54	2,571.74		516.67	Dental	19.25	
	<i>Other Items: (Do not increase Net Pay.)</i>						HART LTD	63.49	
	MatchPlan1						Medical Pretax	20.00	
							Union	60.50	
							Vision	9.14	
	EMPLOYEE TOTAL		79.54	2,571.74		516.67		510.21	Net Pay
	<i>Other Items: (Do not increase Net Pay.)</i>								1,544.86
	MatchPlan1								19.29
Thompson, Jason 6361	Hourly	31.4000	70.98	2,228.77	Social Security	152.81	CS NC	205.38	Direct Deposit # 726
	Premium Pay			111.44	Medicare	35.74	Dental	12.59	Check Amt
	Overtime	47.1000	0.12	5.65	Fed Income Tax	219.95	Med Flex Spending	125.00	Chkg 457
	UnSickLv	31.4000	1.00	31.40	NC Income Tax	100.00	Medical Pretax	20.00	1,750.77
	Vacation	31.4000	8.00	251.20			Vision	6.22	
	EMPLOYEE TOTAL		80.10	2,628.46		508.50		369.19	Net Pay
	<i>Other Items: (Do not increase Net Pay.)</i>								1,750.77
	MatchPlan1								19.29
141340 MECHANIC TOTALS									
14 Person(s)	Bereavement		8.00	251.20	Social Security	2,073.17	401k Loan 4 Uni	120.76	Check Amt
14 Transaction(s)	Hourly		588.06	17,346.27	Medicare	484.87	401k Loan 8 Uni	105.50	Dir Dep
	M2H		168.90	5,046.71	Fed Income Tax	3,228.89	401k Loan 9 Uni	104.30	24,100.86
	M3H		160.75	4,601.86	NC Income Tax	1,291.00	401k Plan1	525.37	
	Premium Pay			1,388.30			AFLAC	75.18	
	Overtime		30.19	1,310.76			COLS	4.66	
	FMLA		8.00	195.12			CS NC	473.99	
	Holiday		8.00	215.60			Dental	59.77	
	Personal Day		12.60	404.33			HART LTD	244.48	
	UnSickLv		45.88	1,201.76			Med Flex Spendi	147.73	
	Vacation		80.00	2,252.08			Medical Pretax	510.45	

0944 1815-9960 DURHAM CITY TRANSIT COMPANY
Run Date 10/04/22 03:08 PM

Period Start - End Date 09/17/22 - 09/30/22
Check Date 10/07/22

Payroll Journal
Page 35 of 51
PYRJRN

PAYROLL JOURNAL

0944 1815-9960 DURHAM CITY TRANSIT COMPANY

EMPLOYEE NAME ID	HOURS, EARNINGS, REIMBURSEMENTS & OTHER PAYMENTS				WITHHOLDINGS	DEDUCTIONS	NET PAY ALLOCATIONS				
	DESCRIPTION	RATE	HOURS	EARNINGS					REIMB & OTHER PAYMENTS		
141340 MECHANIC TOTAL			1,110.38	34,213.99		Union Vision	605.04 57.97				
	<i>Other Items: (Do not increase Net Pay.)</i>										
	MatchPlan1				99.06						
					<i>Employer Liabilities</i>						
						Social Security Medicare Fed Unemploy NC Unemploy	2,073.17 484.86 4.59 1.53				
					TOTAL EMPLOYER LIABILITY	2,564.15					
					TOTAL TAX LIABILITY	9,642.08					
**** 141360 VEHICLE ATTENDANT											
Alexander, Keyaira 6587	M2H	19.6000	30.00	588.00		Social Security	102.55	401k Plan2	50.31	Direct Deposit # 727	
	M3H	19.7000	50.00	985.00		Medicare	23.99	401kRothUn	33.54	Check Amt	0.00
	Premium Pay			92.01		Fed Income Tax	124.77	Medical Pretax	20.00	Chkg 391	1,261.87
	Overtime	28.8750	0.42	12.13		NC Income Tax	57.00	Vision	3.11		
	EMPLOYEE TOTAL		80.42	1,677.14			308.31		106.96	Net Pay	1,261.87
<i>Other Items: (Do not increase Net Pay.)</i>											
MatchPlan2					20.96						
Beasley, Pamela 6518	M2H	20.8900	30.00	626.70		Social Security	107.60	HART LTD	27.44	Direct Deposit # 728	
	M3H	20.9900	50.00	1,049.50		Medicare	25.16	Medical Pretax	20.00	Check Amt	0.00
	Premium Pay			80.00		Fed Income Tax	140.59	Vision	3.11	Chkg 252	1,371.76
	Overtime	30.8100	0.08	2.46		NC Income Tax	63.00				
	EMPLOYEE TOTAL		80.08	1,758.66			336.35		50.55	Net Pay	1,371.76
Bowman, Blanche 6642	M2H	18.3200	27.00	494.64		Social Security	94.89	HART LTD	4.31	Direct Deposit # 729	
	M3H	18.4200	45.00	828.90		Medicare	22.20	Medical Pretax	20.00	Check Amt	0.00
	Premium Pay			82.76		Fed Income Tax	115.98	Vision	3.11	Chkg 537	1,240.07
	Overtime	26.9550	0.13	3.50		NC Income Tax	53.00				
	UnSickLv	17.9700	8.00	143.76							
EMPLOYEE TOTAL		80.13	1,553.56			286.07		27.42	Net Pay	1,240.07	
Harris, Misti 6540	Hourly			10.29		Social Security	105.67	Dental	12.59	Direct Deposit # 730	
	Hourly	20.5400	10.00	205.40		Medicare	24.72	Medical Pretax	20.00	Check Amt	0.00
	M2H	20.8900	49.22	1,028.21		Fed Income Tax	136.85	Vision	6.22	Chkg 007	1,388.14
	M3H	20.9900	20.00	419.80		NC Income Tax	49.00				
	Premium Pay			79.49							
EMPLOYEE TOTAL		79.22	1,743.19			316.24		38.81	Net Pay	1,388.14	

PAYROLL JOURNAL

0944 1815-9960 DURHAM CITY TRANSIT COMPANY

EMPLOYEE NAME ID	HOURS, EARNINGS, REIMBURSEMENTS & OTHER PAYMENTS				WITHHOLDINGS	DEDUCTIONS	NET PAY ALLOCATIONS		
	DESCRIPTION	RATE	HOURS	EARNINGS				REIMB & OTHER PAYMENTS	
**** 141360 VEHICLE ATTENDANT (cont.)									
McMillan, Christo... 6591	M2H	19:6000	29:93	586:63	Social Security	115:25	Medical Pretax	20:00	Direct Deposit # 731
	M3H	19:7000	50:07	986:38	Medicare	26:96	Vision	3:11	Check Amt 0.00
	Premium Pay			81:73	Fed Income Tax	147:26			Chkg 561 1,519.41
	Overtime	28:8750	7:87	227:25	NC Income Tax	50:00			
	EMPLOYEE TOTAL		87:87	1,881:99		339:47		23:11	Net Pay 1,519.41
McMillan, Sherry 6657	M2H	18:3200	30:00	549:60	Social Security	96:84	Union	60:50	Direct Deposit # 732
	M3H	18:4200	50:00	921:00	Medicare	22:65			Check Amt 0.00
	Premium Pay			90:80	Fed Income Tax	121:63			Chkg 011 1,195.32
	Overtime	26:9550	0:02	0:54	NC Income Tax	65:00			
	EMPLOYEE TOTAL		80:02	1,561:94		306:12		60:50	Net Pay 1,195.32
Parkinson, April 6506	M2H	20:8900	27:00	564:03	Social Security	109:29	Dental	9:31	Direct Deposit # 733
	M3H	20:9900	45:00	944:55	Medicare	25:56	HART LTD	12:65	Check Amt 0.00
	Premium Pay			97:60	Fed Income Tax	183:54	Medical Pretax	20:00	Chkg 061 1,366.66
	Overtime	30:8100	2:57	79:18	NC Income Tax	65:00	Vision	5:91	
	Personal Day	20:5400	5:48	112:56					
	EMPLOYEE TOTAL		80:05	1,797:92		383:39		47:87	Net Pay 1,366.66
Rivera, Michael 6468	M2H	22:1700	24:08	533:85	Social Security	130:91	CS NC	461:55	Direct Deposit # 734
	M3H	22:2700	39:92	889:02	Medicare	30:62	Dental	12:59	Check Amt 0.00
	Premium Pay			78:95	Fed Income Tax	259:13	Medical Pretax	20:00	Chkg 138 1,146.24
	Overtime	32:7300	9:05	296:21	NC Income Tax	83:00	Vision	3:11	
	UnSickLv	21:8200	16:00	349:12					
	EMPLOYEE TOTAL		89:05	2,147:15		503:66		497:25	Net Pay 1,146.24
Umstead, William R 6451	Hourly	21:8200	10:00	218:20	Social Security	112:76	401k Loan 3 Union	33:26	Direct Deposit # 735
	M2H	22:1700	49:50	1,097:42	Medicare	26:37	401k Plan1	92:09	Check Amt 0.00
	M3H	22:2700	20:00	445:40	Fed Income Tax	99:83	Creditor1	389:97	Chkg 930 916.26
	Premium Pay			80:82	NC Income Tax	43:00	HART LTD	44:69	
	EMPLOYEE TOTAL		79:50	1,841:84		281:96	Medical Pretax	20:00	
<i>Other Items: (Do not increase Net Pay.)</i>									
MatchPlan1					13:81				
141360 VEHICLE ATTENDANT TOTALS									
9 Person(s)			20.00	433:89	Social Security	975:76	401k Loan 3 Uni	33:26	Check Amt 0.00
9 Transaction(s)			296.73	6,069:08	Medicare	228:23	401k Plan1	92:09	Dir Dep 11,405.73
			369.99	7,469:55	Fed Income Tax	1,329:58	401k Plan2	50:31	
				764:16	NC Income Tax	528:00	401kRothUn	33:54	
			20.14	621:27			CS NC	461:55	
			5.48	112:56			Creditor1	389:97	
			24.00	492:88			Dental	34:49	

PAYROLL JOURNAL

0944 1815-9960 DURHAM CITY TRANSIT COMPANY

EMPLOYEE NAME ID	HOURS, EARNINGS, REIMBURSEMENTS & OTHER PAYMENTS				WITHHOLDINGS	DEDUCTIONS	NET PAY ALLOCATIONS
	DESCRIPTION	RATE	HOURS	EARNINGS			
141360 VEHICLE ATTENDANT TOTAL			736.34	15,963.39			
	<i>Other Items: (Do not increase Net Pay.)</i>						
				MatchPlan1 MatchPlan2	13.81 20.96		
				<i>Employer Liabilities</i>			
				Social Security	975.76		
				Medicare	228.20		
				NC Unemploy	6.18		
				TOTAL EMPLOYER LIABILITY	1,210.14		
				TOTAL TAX LIABILITY	4,271.71		
**** 141370 PARTS MANAGER Goode, Donald 6046	Hourly	35,1743	80.00	2,813.94			
				Social Security	172.27	Dental 3.96	Direct Deposit # 736
				Medicare	40.30	Medical Pretax 28.23	Check Amt 0.00
				Fed Income Tax	257.63	Vision 3.11	Chkg 327 2,192.44
				NC Income Tax	116.00		
	EMPLOYEE TOTAL		80.00	2,813.94	586.20	35.30	Net Pay 2,192.44
141370 PARTS MANAGER TOTALS 1 Person(s) 1 Transaction(s)	Hourly		80.00	2,813.94			
				Social Security	172.27	Dental 3.96	Check Amt 0.00
				Medicare	40.30	Medical Pretax 28.23	Dir Dep 2,192.44
				Fed Income Tax	257.63	Vision 3.11	
				NC Income Tax	116.00		
141370 PARTS MANAGER TOTAL			80.00	2,813.94	586.20	35.30	Net Pay 2,192.44
				<i>Employer Liabilities</i>			
				Social Security	172.28		
				Medicare	40.29		
				TOTAL EMPLOYER LIABILITY	212.57		
				TOTAL TAX LIABILITY	798.77		
**** 141380 PARTS CLERK Clark, Vanessa 6162	Hourly	23,7729	80.00	1,901.83			
				Social Security	115.73	Dental 3.96	Direct Deposit # 737
				Medicare	27.07	Medical Pretax 28.23	Check Amt 0.00
				Fed Income Tax	205.25	Vision 3.11	Chkg 335 350.00
				NC Income Tax	70.00		Chkg 227 998.48
							Savg 424 50.00
							Savg 081 50.00

PAYROLL JOURNAL

0944 1815-9960 DURHAM CITY TRANSIT COMPANY

EMPLOYEE NAME ID	HOURS, EARNINGS, REIMBURSEMENTS & OTHER PAYMENTS				WITHHOLDINGS	DEDUCTIONS	NET PAY ALLOCATIONS
	DESCRIPTION	RATE	HOURS	EARNINGS			
**** 141380 PARTS CLERK (cont.)							
Clark, Vanessa (cont.)							
6162							
	EMPLOYEE TOTAL		80.00	1,901.83			
					418.05	35.30	Net Pay 1,448.48
McLilly, Brandon	Hourly	24.8738	72.00	1,790.91	Social Security 121.19	Dental 3.96	Direct Deposit # 738
6375	Vacation	24.8738	8.00	198.99	Medicare 28.34	HART LTD 12.73	Check Amt 0.00
					Fed Income Tax 188.24	Medical Pretax 28.23	Chkg 139 1,529.10
					NC Income Tax 75.00	Vision 3.11	
	EMPLOYEE TOTAL		80.00	1,989.90		48.03	Net Pay 1,529.10
141380 PARTS CLERK TOTALS							
2 Person(s)	Hourly		152.00	3,692.74	Social Security 236.92	Dental 7.92	Check Amt 0.00
2 Transaction(s)	Vacation		8.00	198.99	Medicare 55.41	HART LTD 12.73	Dir Dep 2,977.58
					Fed Income Tax 393.49	Medical Pretax 56.46	
					NC Income Tax 145.00	Vision 6.22	
	141380 PARTS CLERK TOTAL		160.00	3,891.73		83.33	Net Pay 2,977.58
					<i>Employer Liabilities</i>		
					Social Security 236.91		
					Medicare 55.40		
					TOTAL EMPLOYER LIABILITY 292.31		
					TOTAL TAX LIABILITY 1,123.13		
**** 142310 FACILITY ATTENDANT							
Bond, Michael							
6153							
	Hourly	21.8200	80.00	1,745.60	Social Security 107.98	AFLAC 78.76	Direct Deposit # 739
	Premium Pay			87.28	Medicare 25.25	Med Flex Spending 68.18	Check Amt 0.00
					Fed Income Tax 133.18	Medical Pretax 20.00	Chkg 754 871.92
					NC Income Tax 64.00	Union 60.50	Chkg 327 400.00
						Vision 3.11	
	EMPLOYEE TOTAL		80.00	1,832.88		230.55	Net Pay 1,271.92
Brown, Berry	Hourly	21.8200	71.88	1,568.42	Social Security 111.87	401k Plan1 54.83	Direct Deposit # 740
6231	Premium Pay			84.53	Medicare 26.17	Medical Pretax 20.00	Check Amt 0.00
	Vacation	21.8200	8.00	174.56	Fed Income Tax 134.14	Union 60.50	Chkg 622 1,352.89
					NC Income Tax 64.00	Vision 3.11	
	EMPLOYEE TOTAL		79.88	1,827.51		138.44	Net Pay 1,352.89
	<i>Other Items: (Do not increase Net Pay.)</i>						
	MatchPlan1				13.71		
Loving, Kendra	Hourly	17.9700	40.20	722.39	Social Security 45.60	Medical Pretax 20.00	Direct Deposit # 741
6652	Premium Pay			36.12	Medicare 10.66	Union 60.50	Check Amt 0.00
					Fed Income Tax 60.27	Vision 3.11	Chkg 681 558.37

PAYROLL JOURNAL

0944 1815-9960 DURHAM CITY TRANSIT COMPANY

EMPLOYEE NAME ID	HOURS, EARNINGS, REIMBURSEMENTS & OTHER PAYMENTS				WITHHOLDINGS	DEDUCTIONS	NET PAY ALLOCATIONS		
	DESCRIPTION	RATE	HOURS	EARNINGS				REIMB & OTHER PAYMENTS	
**** 142310 FACILITY ATTENDANT (cont.)									
Loving, Kendra (cont.) 6652									
	EMPLOYEE TOTAL		40.20	758.51		116.53	83.61	Net Pay 558.37	
Maddox, Stuart D 6634	Hourly	17.9700	32.00	575.04	Social Security	83.66	HART LTD	4.31	Direct Deposit # 742
	Hourly	17.9700	48.00	862.56	Medicare	19.56	Med Flex Spending	75.00	Check Amt 0.00
	Overtime	26.9550	0.37	9.97	Fed Income Tax	158.95	Medical Pretax	20.00	Chkg 527 1,013.98
					NC Income Tax	69.00	Vision	3.11	
	EMPLOYEE TOTAL		80.37	1,447.57		331.17	102.42	Net Pay 1,013.98	
White, Bruce 6106	Hourly	21.8200	71.90	1,568.86	Social Security	143.59	Dental	9.31	Direct Deposit # 743
	Premium Pay			91.62	Medicare	33.58	Medical Pretax	20.00	Check Amt 0.00
	Overtime	32.7300	15.77	516.15	Fed Income Tax	202.11	Union	60.50	Chkg 340 1,796.19
	UnSickLv	21.8200	8.00	174.56	NC Income Tax	80.00	Vision	5.91	
		EMPLOYEE TOTAL		95.67	2,351.19		459.28	95.72	Net Pay 1,796.19
142310 FACILITY ATTENDANT TOTALS									
5 Person(s) 5 Transaction(s)									
	Hourly		343.98	7,042.87	Social Security	492.70	401k Plan1	54.83	Check Amt 0.00
	Premium Pay			299.55	Medicare	115.22	AFLAC	78.76	Dir Dep 5,993.35
	Overtime		16.14	526.12	Fed Income Tax	688.65	Dental	9.31	
	UnSickLv		8.00	174.56	NC Income Tax	277.00	HART LTD	4.31	
	Vacation		8.00	174.56			Med Flex Spendi	143.18	
							Medical Pretax	100.00	
							Union	242.00	
							Vision	18.35	
	142310 FACILITY ATTENDANT TOTAL		376.12	8,217.66		1,573.57	650.74	Net Pay 5,993.35	
	Other Items: (Do not increase Net Pay.) MatchPlan1								
					13.71				
					<i>Employer Liabilities</i>				
					Social Security	492.70			
					Medicare	115.22			
					NC Unemploy	4.17			
					TOTAL EMPLOYER LIABILITY	612.09			
					TOTAL TAX LIABILITY	2,185.66			
**** 142320 MAINT MANAGER									
Losiniecki, Robert 6216									
	Salary			4,103.63	Social Security	248.29	401k Plan2	328.29	Direct Deposit # 744
	Salary		M56:00		Medicare	58.07	Dental	3.96	Check Amt 0.00
	Vacation		M24:00		Fed Income Tax	365.36	Med Flex Spending	63.64	Chkg 542 2,992.68
	Cell Reimbursement				NC Income Tax	162.00	Medical Pretax	28.23	
							Vision	3.11	

PAYROLL JOURNAL

0944 1815-9960 DURHAM CITY TRANSIT COMPANY

EMPLOYEE NAME ID	HOURS, EARNINGS, REIMBURSEMENTS & OTHER PAYMENTS				WITHHOLDINGS		DEDUCTIONS		NET PAY ALLOCATIONS	
	DESCRIPTION	RATE	HOURS	EARNINGS	REIMB & OTHER PAYMENTS					
	<i>Other Items: (Do not increase Net Pay.)</i>									
	MatchPlan2				39.76					
						<i>Employer Liabilities</i>				
						Social Security	152.85			
						Medicare	35.75			
						TOTAL EMPLOYER LIABILITY	188.60			
						TOTAL TAX LIABILITY	819.02			
**** 142350 TECH EQUIP MANAGER										
Bumphus, Earl	Salary			3,531.60		Social Security	207.45	401k Plan2	100.00	Direct Deposit # 746
6016	Salary		M80:00			Medicare	48.51	AFLAC	61.71	Check Amt 0.00
	Cell Reimbursement				100.00	Fed Income Tax	313.71	COLS	16.36	Chkg 901 2,558.22
						NC Income Tax	140.00	Dental	14.29	
								Medical Pretax	165.13	
								Vision	6.22	
	EMPLOYEE TOTAL		80.00	3,531.60	100.00		709.67		363.71	Net Pay 2,558.22
	<i>Other Items: (Do not increase Net Pay.)</i>									
	MatchPlan2				25.00					
142350 TECH EQUIP MANAGER TOTALS										
<i>1 Person(s)</i>	Salary		80.00	3,531.60		Social Security	207.45	401k Plan2	100.00	Check Amt 0.00
<i>1 Transaction(s)</i>	Cell Reimbursement				100.00	Medicare	48.51	AFLAC	61.71	Dir Dep 2,558.22
						Fed Income Tax	313.71	COLS	16.36	
						NC Income Tax	140.00	Dental	14.29	
								Medical Pretax	165.13	
								Vision	6.22	
	142350 TECH EQUIP MANAGER TOTAL		80.00	3,531.60	100.00		709.67		363.71	Net Pay 2,558.22
	<i>Other Items: (Do not increase Net Pay.)</i>									
	MatchPlan2				25.00					
						<i>Employer Liabilities</i>				
						Social Security	207.45			
						Medicare	48.52			
						TOTAL EMPLOYER LIABILITY	255.97			
						TOTAL TAX LIABILITY	965.64			
**** 142370 TECH EQUIP TECHNICIAN										
Garrett, Ralph	Hourly	31:0650	74:00	2,298.81		Social Security	143.81	401k Plan2	150.53	Direct Deposit # 747
6542	M3H	31:5150	6:00	189.09		Medicare	33.63	Dental	14.29	Check Amt 0.00
	Overtime	46:5975	0:45	20.97		Fed Income Tax	144.78	Med Flex Spending	6.82	Chkg 500 1,770.77
						NC Income Tax	76.00	Medical Pretax	165.13	

PAYROLL JOURNAL

0944 1815-9960 DURHAM CITY TRANSIT COMPANY

EMPLOYEE NAME ID	HOURS, EARNINGS, REIMBURSEMENTS & OTHER PAYMENTS				WITHHOLDINGS	DEDUCTIONS	NET PAY ALLOCATIONS			
	DESCRIPTION	RATE	HOURS	EARNINGS				REIMB & OTHER PAYMENTS		
**** 160510 AP ANALYST (cont.) Cash, Yvonne (cont.) 6271										
					NC Income Tax	61:00	Medical Pretax Vision	165:13 6:22	Chkg 391 Chkg 575 Chkg 568 Savg 458	50.00 100.00 366.46 800.00
	EMPLOYEE TOTAL		80.00	1,901.84		251:37		234:01	Net Pay	1,416.46
	<i>Other Items: (Do not increase Net Pay.)</i>									
	MatchPlan2									4.76
Zhu, Qiu A 6242	Salary	39:3054	80.00	3,144.43	Social Security Medicare Fed Income Tax NC Income Tax	190:14 44:46 469:31 131:00	Dental Med Flex Spending Medical Pretax	3:96 45:45 28:23	Direct Deposit # 751 Check Amt Chkg 456 Chkg 033	0.00 892.75 1,339.13
	EMPLOYEE TOTAL		80.00	3,144.43		834:91		77:64	Net Pay	2,231.88
160510 AP ANALYST TOTALS										
2 Person(s) 2 Transaction(s)	Hourly Salary NUnSickLv		64.00 80.00 16.00	1,521.47 3,144.43 380:37	Social Security Medicare Fed Income Tax NC Income Tax	296:55 69:35 528:38 192:00	401k Loan 1 Non 401k Plan2 Dental Med Flex Spendi Medical Pretax Vision	29:35 19:02 18:25 45:45 193:36 6:22	Check Amt Dir Dep	0.00 3,648.34
	160510 AP ANALYST TOTAL		160.00	5,046.27		1,086:28		311:65	Net Pay	3,648.34
	<i>Other Items: (Do not increase Net Pay.)</i>									
	MatchPlan2									4.76
					<i>Employer Liabilities</i>					
					Social Security Medicare	296:54 69:35				
					TOTAL EMPLOYER LIABILITY	365:89				
					TOTAL TAX LIABILITY	1,452:17				
**** 160520 PAYROLL ANALYST Judd, Sherry L 6059	Hourly NUnSickLv Cell Reimbursement	28:4599 28:4599	72.00 8.00	2,049.11 227.68	Social Security Medicare Fed Income Tax NC Income Tax	138:39 32:36 270:65 73:00	401k Plan2 Dental EMC HART LTD Medical Pretax Vision	68:30 10:57 40:24 58:29 28:23 5:91	Direct Deposit # 752 Check Amt Chkg 880 Chkg 448 Chkg 777 Savg 699 Savg 033 Savg 431	0.00 50.00 810.85 250.00 275.00 155.00 110.00

PAYROLL JOURNAL

0944 1815-9960 DURHAM CITY TRANSIT COMPANY

EMPLOYEE NAME ID	HOURS, EARNINGS, REIMBURSEMENTS & OTHER PAYMENTS				WITHHOLDINGS		DEDUCTIONS		NET PAY ALLOCATIONS	
	DESCRIPTION	RATE	HOURS	EARNINGS	REIMB & OTHER PAYMENTS					
**** 160520 PAYROLL ANALYST (cont.)										
Judd, Sherry L (cont.)										
6059										
	EMPLOYEE TOTAL		80.00	2,276.79	100.00		514.40		211.54	Net Pay 1,650.85
	<i>Other Items: (Do not increase Net Pay.)</i>									
	MatchPlan2				17.07					
160520 PAYROLL ANALYST TOTALS										
1 Person(s)	Hourly		72.00	2,049.11		Social Security	138.39	401k Plan2	68.30	Check Amt 0.00
1 Transaction(s)	NUnSickLv		8.00	227.68		Medicare	32.36	Dental	10.57	Dir Dep 1,650.85
	Cell Reimbursement				100.00	Fed Income Tax	270.65	EMC	40.24	
						NC Income Tax	73.00	HART LTD	58.29	
								Medical Pretax	28.23	
								Vision	5.91	
	160520 PAYROLL ANALYST TOTAL		80.00	2,276.79	100.00		514.40		211.54	Net Pay 1,650.85
	<i>Other Items: (Do not increase Net Pay.)</i>									
	MatchPlan2				17.07					
						<i>Employer Liabilities</i>				
						Social Security	138.39			
						Medicare	32.37			
						TOTAL EMPLOYER LIABILITY				
						TOTAL TAX LIABILITY				
							170.76			
							685.16			
**** 160540 CONTROLLER										
Bynum, Tonya										
6236										
	Salary			4,787.20		Social Security	294.61	401k Loan 8 NonUni	33.65	Direct Deposit # 753
	Salary		M80.00			Medicare	68.91	401k Plan2	191.49	Check Amt 0.00
	Cell Reimbursement				150.00	Fed Income Tax	350.83	Dental	3.96	Chkg 501 3,709.95
						NC Income Tax	207.00	EMC	45.46	
								Medical Pretax	28.23	
								Vision	3.11	
	EMPLOYEE TOTAL		80.00	4,787.20	150.00		921.35		305.90	Net Pay 3,709.95
	<i>Other Items: (Do not increase Net Pay.)</i>									
	MatchPlan2				47.87					
160540 CONTROLLER TOTALS										
1 Person(s)	Salary		80.00	4,787.20		Social Security	294.61	401k Loan 8 Non	33.65	Check Amt 0.00
1 Transaction(s)	Cell Reimbursement				150.00	Medicare	68.91	401k Plan2	191.49	Dir Dep 3,709.95
						Fed Income Tax	350.83	Dental	3.96	
						NC Income Tax	207.00	EMC	45.46	
								Medical Pretax	28.23	
								Vision	3.11	

PAYROLL JOURNAL

0944 1815-9960 DURHAM CITY TRANSIT COMPANY

EMPLOYEE NAME ID	HOURS, EARNINGS, REIMBURSEMENTS & OTHER PAYMENTS				WITHHOLDINGS		DEDUCTIONS		NET PAY ALLOCATIONS	
	DESCRIPTION	RATE	HOURS	EARNINGS	REIMB & OTHER PAYMENTS					
160540	CONTROLLER TOTAL		80.00	4,787.20	150.00		921.35	305.90	Net Pay	3,709.95
	<i>Other Items: (Do not increase Net Pay.)</i>									
	MatchPlan2				47.87					
					<i>Employer Liabilities</i>					
					Social Security	294.62				
					Medicare	68.90				
					TOTAL EMPLOYER LIABILITY	363.52				
					TOTAL TAX LIABILITY	1,284.87				
**** 160560 CSR										
Bracey, Jade	Hourly	16.6879	55.03	918.34	Social Security	89.18	Dental	3.96	Direct Deposit # 754	
6580	NR	16.6879	2.00	33.38	Medicare	20.85	Medical Pretax	28.23	Check Amt	0.00
	Overtime	25.0319	1.33	33.29	Fed Income Tax	104.93	Vision	3.11	Chkg 086	1,175.39
	NUnSickLv	16.6879	24.00	400.51	NC Income Tax	48.00				
	Sick			88.13						
	EMPLOYEE TOTAL		82.36	1,473.65		262.96		35.30	Net Pay	1,175.39
Daye, Rosemary	Hourly	17.0149	78.00	1,327.16	Social Security	104.62	Dental	3.96	Direct Deposit # 755	
6395	NR	17.0149	2.00	34.03	Medicare	24.46	Medical Pretax	28.23	Check Amt	0.00
	Overtime	25.5224	14.17	361.65	Fed Income Tax	134.83	Vision	3.11	Chkg 400	1,312.63
	EMPLOYEE TOTAL		94.17	1,722.84	NC Income Tax	61.00			Savg 385	50.00
						324.91		35.30	Net Pay	1,362.63
Parker, Alice	Hourly	17.0149	64.65	1,100.01	Social Security	67.76	Dental	3.96	Direct Deposit # 756	
6390					Medicare	15.84	Vision	3.11	Check Amt	0.00
					Fed Income Tax	103.17			Chkg 403	875.17
					NC Income Tax	31.00				
	EMPLOYEE TOTAL		64.65	1,100.01		217.77		7.07	Net Pay	875.17
Sabater Leitzsey,....	Hourly	18.0177	78.00	1,405.38	Social Security	88.33	401k Plan2	44.86	Direct Deposit # 757	
6060	NR	18.0177	2.00	36.04	Medicare	20.66	AFLAC	30.18	Check Amt	0.00
	Overtime	27.0266	2.00	54.05	Fed Income Tax	137.60	Dental	3.96	Chkg 314	1,070.09
					NC Income Tax	33.00	Med Flex Spending	35.45		
							Medical Pretax	28.23		
							Vision	3.11		
	EMPLOYEE TOTAL		82.00	1,495.47		279.59		145.79	Net Pay	1,070.09
	<i>Other Items: (Do not increase Net Pay.)</i>									
	MatchPlan2				11.21					
160560 CSR TOTALS										
<i>4 Person(s)</i>	Hourly		275.68	4,750.89	Social Security	349.89	401k Plan2	44.86	Check Amt	0.00
<i>4 Transaction(s)</i>	NR		6.00	103.45	Medicare	81.81	AFLAC	30.18	Dir Dep	4,483.28

PAYROLL JOURNAL

0944 1815-9960 DURHAM CITY TRANSIT COMPANY

EMPLOYEE NAME ID	HOURS, EARNINGS, REIMBURSEMENTS & OTHER PAYMENTS				WITHHOLDINGS		DEDUCTIONS		NET PAY ALLOCATIONS	
	DESCRIPTION	RATE	HOURS	EARNINGS	REIMB & OTHER PAYMENTS					
	Overtime		17.50	448.99		Fed Income Tax	480.53	Dental	15.84	
	NUnSickLv		24.00	400.51		NC Income Tax	173.00	Med Flex Spendi	35.45	
	Sick			88.13				Medical Pretax	84.69	
								Vision	12.44	
	160560 CSR TOTAL		323.18	5,791.97			1,085.23		223.46	Net Pay 4,483.28
	<i>Other Items: (Do not increase Net Pay.)</i>									
	MatchPlan2				11.21					
						<i>Employer Liabilities</i>				
						Social Security	349.90			
						Medicare	81.84			
						NC Unemploy	5.07			
						TOTAL EMPLOYER LIABILITY	436.81			
						TOTAL TAX LIABILITY	1,522.04			
**** 160570 GENERAL MANAGER Middleton, Douglas 6411	Salary			5,670.71		Social Security	324.03	Dental	34.34	Direct Deposit # 758
	Salary	M80.00				Medicare	75.79	HART LTD	98.46	Check Amt 0.00
	Cell Reimbursement				150.00	Fed Income Tax	497.35	Med Flex Spending	125.00	Chkg 506 3,164.78
						NC Income Tax	241.00	Medical Pretax	275.82	Savg -03 200.00
								Vision	9.14	Savg -01 200.00
										Savg 128 100.00
										Savg 602 50.00
										Savg -04 325.00
										Savg 102 100.00
	EMPLOYEE TOTAL		80.00	5,670.71	150.00		1,138.17		542.76	Net Pay 4,139.78
160570 GENERAL MANAGER TOTALS										
<i>1 Person(s)</i>	Salary		80.00	5,670.71		Social Security	324.03	Dental	34.34	Check Amt 0.00
<i>1 Transaction(s)</i>	Cell Reimbursement				150.00	Medicare	75.79	HART LTD	98.46	Dir Dep 4,139.78
						Fed Income Tax	497.35	Med Flex Spendi	125.00	
						NC Income Tax	241.00	Medical Pretax	275.82	
								Vision	9.14	
	160570 GENERAL MANAGER TOTAL		80.00	5,670.71	150.00		1,138.17		542.76	Net Pay 4,139.78
						<i>Employer Liabilities</i>				
						Social Security	324.04			
						Medicare	75.78			
						TOTAL EMPLOYER LIABILITY	399.82			
						TOTAL TAX LIABILITY	1,537.99			

PAYROLL JOURNAL

0944 1815-9960 DURHAM CITY TRANSIT COMPANY

EMPLOYEE NAME ID	HOURS, EARNINGS, REIMBURSEMENTS & OTHER PAYMENTS				WITHHOLDINGS		DEDUCTIONS		NET PAY ALLOCATIONS		
	DESCRIPTION	RATE	HOURS	EARNINGS	REIMB & OTHER PAYMENTS						
**** 160590 SAFETY MANAGER Cook, Morris H 6625	Salary			3,353.85		Social Security	205.75	Dental	3.96	Direct Deposit # 759	
	Salary		M80:00			Medicare	48.12	Medical Pretax	28.23	Check Amt	0.00
	Cell Reimbursement				150.00	Fed Income Tax	451.93	Vision	3.11	Chkg 831	100.00
						NC Income Tax	144.00			Chkg 443	50.00
										Chkg 523	2,468.75
	EMPLOYEE TOTAL		80.00	3,353.85	150.00		849.80		35.30	Net Pay	2,618.75
Lewis, Petrina 6447	NUnSickLv	31.0214	80:00	2,481.71		Social Security	141.39	401k Loan 1 NonUni	27.10	Direct Deposit # 760	
						Medicare	33.06	401k Plan2	124.09	Check Amt	0.00
						Fed Income Tax	171.24	AFLAC	60.30	Chkg 531	324.25
						NC Income Tax	72.00	Dental	34.34	Chkg 666	162.12
								HART LTD	30.03	Chkg 188	1,134.87
								Med Flex Spending	129.55		
								Medical Pretax	28.23		
								Vision	9.14		
	EMPLOYEE TOTAL		80.00	2,481.71			417.69		442.78	Net Pay	1,621.24
	<i>Other Items: (Do not increase Net Pay.)</i>										
	MatchPlan2				31.02						
160590 SAFETY MANAGER TOTALS 2 Person(s) 2 Transaction(s)	Salary		80.00	3,353.85		Social Security	347.14	401k Loan 1 Non	27.10	Check Amt	0.00
	NUnSickLv		80.00	2,481.71		Medicare	81.18	401k Plan2	124.09	Dir Dep	4,239.99
	Cell Reimbursement				150.00	Fed Income Tax	623.17	AFLAC	60.30		
						NC Income Tax	216.00	Dental	38.30		
								HART LTD	30.03		
								Med Flex Spendi	129.55		
								Medical Pretax	56.46		
								Vision	12.25		
	160590 SAFETY MANAGER TOTAL		160.00	5,835.56	150.00		1,267.49		478.08	Net Pay	4,239.99
	<i>Other Items: (Do not increase Net Pay.)</i>										
	MatchPlan2				31.02						
	<i>Employer Liabilities</i>										
						Social Security	347.14				
						Medicare	81.19				
						TOTAL EMPLOYER LIABILITY	428.33				
						TOTAL TAX LIABILITY	1,695.82				
**** 160610 HR MANAGER Miller, Stephen J 6566	Salary			4,403.60		Social Security	262.22	401kRothNu	396.32	Direct Deposit # 761	
	Salary		M64:00			Medicare	61.32	Dental	10.57	Check Amt	0.00
	NUnSickLv		M8:00			Fed Income Tax	498.30	Med Flex Spending	129.55	Chkg 423	2,971.18

0944 1815-9960 DURHAM CITY TRANSIT COMPANY
Run Date 10/04/22 03:08 PM

Period Start - End Date 09/17/22 - 09/30/22
Check Date 10/07/22

Payroll Journal
Page 48 of 51
PYRJRN

PAYROLL JOURNAL

0944 1815-9960 DURHAM CITY TRANSIT COMPANY

EMPLOYEE NAME ID	HOURS, EARNINGS, REIMBURSEMENTS & OTHER PAYMENTS				WITHHOLDINGS		DEDUCTIONS		NET PAY ALLOCATIONS	
	DESCRIPTION	RATE	HOURS	EARNINGS	REIMB & OTHER PAYMENTS					
**** 160610 HR MANAGER (cont.)										
Miller, Stephen J (cont.)										
6566										
	Vacation		8:00			NC Income Tax	190:00	Medical Pretax	28:23	
	Cell Reimbursement				150:00			Vision	5:91	
	EMPLOYEE TOTAL		80:00	4,403:60	150:00		1,011:84		570:58	Net Pay 2,971:18
<i>Other Items: (Do not increase Net Pay.)</i>										
	MatchPlan2				66:05					
160610 HR MANAGER TOTALS										
1 Person(s)										
1 Transaction(s)										
	Salary		64:00	4,403:60		Social Security	262:22	401kRothNu	396:32	Check Amt 0:00
	NUnSickLv		8:00			Medicare	61:32	Dental	10:57	Dir Dep 2,971:18
	Vacation		8:00			Fed Income Tax	498:30	Med Flex Spendi	129:55	
	Cell Reimbursement				150:00	NC Income Tax	190:00	Medical Pretax	28:23	
	160610 HR MANAGER TOTAL		80:00	4,403:60	150:00		1,011:84		570:58	Net Pay 2,971:18
<i>Other Items: (Do not increase Net Pay.)</i>										
	MatchPlan2				66:05					
<i>Employer Liabilities</i>										
						Social Security	262:22			
						Medicare	61:33			
						TOTAL EMPLOYER LIABILITY	323:55			
						TOTAL TAX LIABILITY	1,335:39			
**** 160620 HUMAN RESOURCES										
Henderson, Eric										
6629										
	Hourly	21:8000	80:00	1,744:00		Social Security	110:31			Direct Deposit # 762
	Overtime	32:7000	1:08	35:32		Medicare	25:80			Check Amt 0:00
						Fed Income Tax	145:85			Chkg 618 1,454:36
						NC Income Tax	43:00			
	EMPLOYEE TOTAL		81:08	1,779:32			324:96			Net Pay 1,454:36
Hutchins, Ebony										
6323										
	Hourly	31:2700	80:00	2,501:60		Social Security	144:42	401k Plan2	75:05	Direct Deposit # 763
	Cell Reimbursement				50:00	Medicare	33:78	Dental	3:96	Check Amt 0:00
						Fed Income Tax	155:02	Medical Pretax	165:13	Chkg 831 630:00
						NC Income Tax	90:00	Vision	3:11	Chkg 983 75:00
	EMPLOYEE TOTAL		80:00	2,501:60	50:00		423:22		247:25	Net Pay 1,881:13
<i>Other Items: (Do not increase Net Pay.)</i>										
	MatchPlan2				18:76					

PAYROLL JOURNAL

0944 1815-9960 DURHAM CITY TRANSIT COMPANY

EMPLOYEE NAME ID	HOURS, EARNINGS, REIMBURSEMENTS & OTHER PAYMENTS				WITHHOLDINGS		DEDUCTIONS		NET PAY ALLOCATIONS		
	DESCRIPTION	RATE	HOURS	EARNINGS	REIMB & OTHER PAYMENTS						
160620 HUMAN RESOURCES TOTALS											
2 Person(s)	Hourly		160.00	4,245.60		Social Security	254.73	401k Plan2	75.05	Check Amt	0.00
2 Transaction(s)	Overtime		1.08	35.32		Medicare	59.58	Dental	3.96	Dir Dep	3,335.49
	Cell Reimbursement				50.00	Fed Income Tax	300.87	Medical Pretax	165.13		
						NC Income Tax	133.00	Vision	3.11		
160620 HUMAN RESOURCES TOTAL			161.08	4,280.92	50.00		748.18		247.25	Net Pay	3,335.49
	<i>Other Items: (Do not increase Net Pay.)</i>										
	MatchPlan2				18.76						
						<i>Employer Liabilities</i>					
						Social Security	254.74				
						Medicare	59.58				
						NC Unemploy	3.56				
						TOTAL EMPLOYER LIABILITY	317.88				
						TOTAL TAX LIABILITY	1,066.06				
COMPANY TOTALS											
>>> SHORTFALL(S) ARE INDICATED BY AN ASTERISK (*). <<<											
201 Person(s)	BTWH		364.46	8,865.31		Social Security	26,976.48	401k Loan 1 Non	135.51	Check Amt	0.00
201 Transaction(s)	Bereavement		16.10	387.69		Medicare	6,309.14	401k Loan 1 Uni	458.43	Dir Dep	315,493.94
	Hourly		10,671.91	255,766.90		Fed Income Tax	39,608.46	401k Loan 11 Un	192.64		
	LDH		10.27	173.97		NC Income Tax	15,855.00	401k Loan 2 Non	70.99		
	M2H		465.63	11,115.79				401k Loan 2 Uni	198.37		
	M3H		536.74	12,260.50				401k Loan 3 Non	50.00		
	NR		115.88	2,634.26				401k Loan 3 Uni	289.65		
	Premium Pay			16,122.20				401k Loan 4 Uni	509.54		
	Salary		1,301.32	59,819.97				401k Loan 5 Uni	85.22		
	Training		618.98	10,854.03				401k Loan 6 Uni	315.94		
	Overtime		1,295.20	45,517.49				401k Loan 7 Uni	123.60		
	FMLA		8.00	195.12				401k Loan 8 Non	33.65		
	Holiday		8.00	215.60				401k Loan 8 Uni	105.50		
	NUnSickLv		216.35	5,133.31				401k Loan 9 Uni	182.33		
	PersHol		7.00	151.41				401k Plan1	7,056.65		
	Personal Day		94.22	2,227.57				401k Plan2	2,964.60		
	Sick		8.00	394.20				401kRothNu	528.87		
	UnSickLv		285.07	6,466.75				401kRothUn	79.15		
	Vacation		515.29	12,442.20				AFLAC	3,644.51		
	Cell Reimbursement				1,750.00			COLS	46.73		
								CS AR	90.00		
								CS NC	2,518.21		
								CS NC2	544.14		
								CS NC3	150.92		
								Chpt13NC	*842.14		
								Colonial Supp	64.39		

PAYROLL JOURNAL

0944 1815-9960 DURHAM CITY TRANSIT COMPANY

EMPLOYEE NAME ID	HOURS, EARNINGS, REIMBURSEMENTS & OTHER PAYMENTS				WITHHOLDINGS		DEDUCTIONS		NET PAY ALLOCATIONS	
	DESCRIPTION	RATE	HOURS	EARNINGS	REIMB & OTHER PAYMENTS					
							Creditor1	389:97		
							Creditor4	368:12		
							Dental	955:12		
							EMC	508:24		
							Garn-LM	180:00		
							HART LTD	3,733:00		
							LevyNC	163:99		
							LevyNC2	231:75		
							Med Flex Spendi	5,707:51		
							Medical Pretax	8,324:71		
							Union	5,755:48		
							Vision	651:68		
	COMPANY TOTAL:		16,538.42	450,744.27	1,750.00	88,749.08		48,251.25	Net Pay	315,493.94
	<i>Other Items: (Do not increase Net Pay.)</i>									
	MatchPlan1				899.01					
	MatchPlan2				744.42					
							<i>Employer Liabilities</i>			
							Social Security	26,976:53		
							Medicare	6,309:02		
							Fed Unemploy	110:88		
							NC Unemploy	121:50		
							TOTAL EMPLOYER LIABILITY	33,517:93		
							TOTAL TAX LIABILITY	122,267:01		
(IC) = Independent Contractor										

Trans.	Account Number	Account Description	Journal	Reference	Date	Debit Amount	Credit Amount
1 (R)	10-205301-000-001	Medical Insurance Payable	Journal Entry	Med Med4 Reclass	10/31/2022	16,851.64	
2 (R)	10-502031-010-000	Medical - Union Operations	Journal Entry	Med Med4 Reclass	10/31/2022		8,562.01
3 (R)	10-502032-010-000	Medical - Non-Union	Journal Entry	Med Med4 Reclass	10/31/2022		1,281.58
4 (R)	10-502031-041-000	Medical - Union Veh	Journal Entry	Med Med4 Reclass	10/31/2022		1,360.90
5 (R)	10-502032-041-000	Medical - Non-Union Veh	Journal Entry	Med Med4 Reclass	10/31/2022		2,154.56
6 (R)	10-502031-042-000	Medical - Union Non-Veh	Journal Entry	Med Med4 Reclass	10/31/2022		200.00
7 (R)	10-502032-042-000	Medical - Non-Union Non-	Journal Entry	Med Med4 Reclass	10/31/2022		1,103.70
8 (R)	10-502032-160-000	Medical - Non-Union Genera	Journal Entry	Med Med4 Reclass	10/31/2022		2,188.89
						<u>\$16,851.64</u>	<u>\$16,851.64</u>

Contract 3137		November-22	
Revenues			
Advertising Revenue	\$	-	5310U051 658900
Vending Revenue	\$	-	5310U051 658900
Other	\$	-	5310U051 658900
Farebox/Ticket	\$	-	5310U051 644020
Total Revenue	\$	-	
Total Expenses			
Less: Pension			
Less: Robertson			
Net Expenses	\$	1,372,843.12	
Breakdown of Expenses			
	\$	175,500.00	5310U051 728610
	\$	444,318.31	5300U050 728610 USC23
			5300U050 728610 USC22
	\$	753,024.81	5310U051 728610 USCA3
	\$	-	5300U050 728610
Eligible Grant Expenses			
Department 41	\$	334,566.41	
Department 42	\$	109,751.90	
Operating Expenses (CARES - Dept 10)	\$	753,024.81	
Total Grant Expenses			
Replenishment Amount	\$	1,372,843.12	



Tonya Dupree
Finance Director
1903 Fay Street
Durham, NC 27704
(919) 560-1545 x36104
Fax (919) 560-1541

December 14, 2022

**Triangle Transit
Mrs. Sandra Freeman
4600 Emperor Blvd Ste. 1000
Durham, NC 27703**

Dear Mrs. Freeman,

Please find enclosed a copy of the income statement, reconciliation, and supporting documentation for the period ending November 30, 2022. Upon review and approval of the November funding request, we are asking the City of Durham to replenish \$1,372,843.12 to the cash account of GoDurham. This amount will restore the working capital fund as of November 30, 2022 to \$3,400,000.

Sincerely,

A handwritten signature in black ink that reads "Tonya Dupree".

**Tonya Dupree
Finance Director
GoDurham**

Go Durham

Reconciliation -November 2022

GL Balance:

Revenue: \$2,443,594.99
 Less: City Reimbursements (2,443,594.99)
\$ -

Total Expenses- IS \$2,379,122.48
 Less: Retro Pay (\$278,590.14) *Already reimbursed*
 Less: Ratification Bonus (278,250.00) *Already reimbursed*
 Less: Capital (449,439.22) *Already reimbursed*
\$1,372,843.12

Revenue over Expenses: (\$1,372,843.12)

Bank Balance:

Deposits: 2,443,594.99
 Less Account Adjustment: (2,443,594.99) City Replenishments
\$ -

Net Deposits:

Withdrawals:

Check Register \$342,209.78
 Less: Supplemental Ins./ Garn. (54,848.22)
 ACH Payroll Taxes 401,949.35 Paychex
 Direct Deposit Payroll 1,109,953.74
 Electronic Payments 44,875.35 FSA/ 401K
 Electronic Payments 2,808.80 Paycor Service Charges
 Electronic Payments 7,166.05 Paychex Service Charges
 Electronic Payments: Garnishments 9,080.96
 Electronic Payments: Medical
 Less: liability medical payments (\$15,259.34)
 Bank Charges 42.52

Total Cash Disbursement **\$ 1,847,978.99**

Revenue over Expenses: \$ (1,847,978.99)

Variance GL to BS: \$475,135.87

Bank Balance: Net Expenses \$ 1,847,978.99

Supp. Ins./ Garn. (556,840.14) *Wages already reimbursed*
81,704.27 *Expensed in November paid in December*

\$ 1,372,843.12

Book Balance: Net Expenses \$ 1,372,843.12

\$ 1,372,843.12

Unreconciled Difference 0.00

\$ 1,372,843.12

Replenishment Request \$ 1,372,843.12



GoDurham
Summary- Income Statement- November 2022

Revenues		Actual	Budget	YTD Actual	Annual Budget		%
		<u>11/30/2022</u>	<u>11/30/2022</u>	<u>11/30/2022</u>	<u>6/30/2023</u>	Variance	Achieved
408401	Vending Revenue	-	1,105.43	6,528.06	13,265.10	(6,737.04)	49.21%
408501	Other	-	416.67	3,876.05	5,000.00	(1,123.95)	77.52%
Total Revenues		\$0.00	\$1,522.10	\$10,404.11	\$18,265.10	(\$7,860.99)	56.96%

Expenses		Actual	Budget	YTD Actual	Annual Budget		%
		<u>11/30/2022</u>	<u>11/30/2022</u>	<u>11/30/2022</u>	<u>6/30/2023</u>	Variance	Achieved
501011	Regular Wages	1,297,400.99	933,481.16	4,019,951.96	11,201,773.62	(7,181,821.66)	35.89%
501012	OT	102,030.50	94,380.07	492,972.98	1,132,560.79	(639,587.81)	43.53%
502011	Payroll Taxes	112,027.36	86,038.32	383,921.55	1,032,459.90	(648,538.35)	37.19%
502021	Pension Expense	4,285.39	142,455.68	28,161.81	1,709,468.16	(1,681,306.35)	1.65%
502031	Medical - Union	(6,567.80)	276,430.95	408,482.27	3,317,171.31	(2,908,689.04)	12.31%
502032	Medical - Non-Union	(6,863.15)	85,392.99	134,684.96	1,024,715.83	(890,030.87)	13.14%
502041	Dental - Union	3,480.79	15,875.61	19,677.11	190,507.41	(170,830.30)	10.33%
502042	Dental - Non-Union	1,076.16	4,188.11	4,288.07	50,257.24	(45,969.17)	8.53%
502051	Life Insurance	1,774.15	6,828.16	9,440.87	81,937.75	(72,496.88)	11.52%
502061	L/T Disability	-	477.98	-	5,735.64	(5,735.64)	0.00%
502071	FUI - Operations	191.52	2,320.50	1,801.49	27,846.00	(26,044.51)	6.47%
502072	SUI - Operations	354.22	5,881.23	3,222.88	70,574.70	(67,351.82)	4.57%
502081	W/C - Union	-	43,731.89	645,877.24	524,782.61	121,094.63	123.08%
502082	W/C - Non-Union	-	571.86	8,445.76	6,862.28	1,583.48	123.08%
502091	PTO - Sick	28,800.84	29,363.67	213,825.77	352,363.96	(138,538.19)	60.68%
502101	PTO - Holiday	12,492.92	33,399.73	95,779.20	400,796.70	(305,017.50)	23.90%
502111	PTO - Vacation	50,571.31	29,773.84	332,837.03	357,286.07	(24,449.04)	93.16%
502121	PTO - Other	462.85	3,424.38	5,111.08	41,092.53	(35,981.45)	12.44%
502131	Uniforms	9,512.28	9,259.99	41,586.62	111,120.00	(69,533.38)	37.43%
502141	CDL/Class B License	-	483.33	2,873.00	5,800.00	(2,927.00)	49.53%
502142	Shoe & Tool Allow	704.94	1,541.67	7,269.47	18,500.00	(11,230.53)	39.29%
503011	InterCo Service Level	2,798.00	8,333.33	17,320.61	100,000.00	(82,679.39)	17.32%
503031	Audit	-	3,333.33	37,075.00	40,000.00	(2,925.00)	92.69%
503032	Background/License Checks	1,454.10	1,250.00	15,330.02	15,000.00	330.02	102.20%
503033	Drug Screens	4,431.78	2,750.00	12,619.08	33,000.00	(20,380.92)	38.24%

503034	Environmental Costs	4,599.78	2,916.67	15,369.77	35,000.00	(19,630.23)	43.91%
503035	Outside Legal Services	1,818.24	3,750.00	18,059.60	45,000.00	(26,940.40)	40.13%
503036	Maps/Schedules	-	-	15,979.43	-	15,979.43	0.00%
503037	Payroll	-	6,416.67	590.00	77,000.00	(76,410.00)	0.77%
503038	Physicals	1,530.00	1,010.00	6,087.00	12,120.00	(6,033.00)	50.22%
503039	Other Professional	10,936.85	47,929.25	121,868.32	575,151.00	(453,282.68)	21.19%
503041	Temporary Help	-	3,000.00	-	36,000.00	(36,000.00)	0.00%
503051	Body & Paint	87.46	4,166.67	492.49	50,000.00	(49,507.51)	0.99%
503052	Bus Pest Control	-	675.00	2,702.88	8,100.00	(5,397.12)	33.37%
503053	Bus Electrical	-	416.67	-	5,000.00	(5,000.00)	0.00%
503054	Generator	-	666.67	-	8,000.00	(8,000.00)	0.00%
503055	Glass/ Non- Accident	-	2,083.33	-	25,000.00	(25,000.00)	0.00%
503056	Bus HVAC	-	833.33	1,050.10	10,000.00	(8,949.90)	10.50%
503057	Major /Outside Repair	17,150.08	6,250.00	117,004.66	75,000.00	42,004.66	156.01%
503058	Non Revenue Vehicle Repair	-	-	636.00	-	636.00	0.00%
503061	Custodial	18,597.00	22,366.67	84,716.58	268,400.00	(183,683.42)	31.56%
503071	Security	60,527.50	71,933.33	314,178.45	863,200.00	(549,021.55)	36.40%
503072	Armored Car	-	2,083.33	255.53	25,000.00	(24,744.47)	1.02%
503081	Building HVAC	-	1,666.67	-	20,000.00	(20,000.00)	0.00%
503082	Building Electrical	-	1,250.00	61,880.60	15,000.00	46,880.60	412.54%
503083	Plumbing	-	833.33	4,319.00	10,000.00	(5,681.00)	43.19%
503084	Building Gen Repairs	2,633.74	14,500.00	29,187.61	174,000.00	(144,812.39)	16.77%
503085	Grounds/ Cleaning	3,326.00	3,333.33	33,298.00	40,000.00	(6,702.00)	83.25%
503086	Radio/Access System	-	516.67	-	6,200.00	(6,200.00)	0.00%
503087	Building Pest Control	165.00	333.33	995.00	4,000.00	(3,005.00)	24.88%
503089	Shop Equip Repair	-	-	9,823.76	-	9,823.76	0.00%
503091	Computer Maintenance	7,703.16	14,833.33	74,249.35	178,000.00	(103,750.65)	41.71%
503092	Office Equip Maintenance	-	433.33	-	5,200.00	(5,200.00)	0.00%
503097	Office Equipment (NonCap)	-	-	34,955.88	-	34,955.88	0.00%
503992	Towing	3,192.50	1,855.00	12,240.00	22,260.00	(10,020.00)	54.99%
503993	Transit Amenities	-	12,500.00	-	150,000.00	(150,000.00)	0.00%
503994	Other Admin Contract - Fire	-	333.33	-	4,000.00	(4,000.00)	0.00%
504011	Oil & Lubricants	540.84	11,325.44	28,215.54	135,905.31	(107,689.77)	20.76%
504021	Tires	13,337.58	17,022.07	98,633.39	204,264.88	(105,631.49)	48.29%
504971	Service Supplies/ Fare Media	-	2,083.33	68.33	25,000.00	(24,931.67)	0.27%
504972	Parts	64,475.40	76,758.64	342,961.53	921,103.69	(578,142.16)	37.23%
504973	Bus Wash Supplies &	928.93	22,916.67	29,186.53	275,000.00	(245,813.47)	10.61%
504974	Shop Supplies	10,980.19	4,166.67	40,711.89	50,000.00	(9,288.11)	81.42%
504981	Farebox Parts	3,510.41	5,000.00	5,831.92	60,000.00	(54,168.08)	9.72%
504982	Farebox Cleaning	2.00	500.00	69.23	6,000.00	(5,930.77)	1.15%

504983	Facility Tools	848.12	333.33	7,461.16	4,000.00	3,461.16	186.53%
504984	Facility Cleaning	-	1,250.00	610.42	15,000.00	(14,389.58)	4.07%
504985	Facility Equip Repairs	-	1,393.38	1,215.19	16,720.56	(15,505.37)	7.27%
504986	Facility Equip Cleaning	-	1,000.00	1,023.42	12,000.00	(10,976.58)	8.53%
504987	Grounds Cleaning	-	583.33	488.34	7,000.00	(6,511.66)	6.98%
504991	Brochures	-	333.33	-	4,000.00	(4,000.00)	0.00%
504992	Data Processing	-	250.00	-	3,000.00	(3,000.00)	0.00%
504994	Office Supplies	3,123.08	2,500.00	12,913.45	30,000.00	(17,086.55)	43.04%
504995	Postage	(703.45)	500.00	2,017.06	6,000.00	(3,982.94)	33.62%
504996	Safety Training & Ed	-	2,125.00	10,266.41	25,500.00	(15,233.59)	40.26%
504997	Schedules	-	2,500.00	-	30,000.00	(30,000.00)	0.00%
504998	Printed Materials	-	666.67	481.11	8,000.00	(7,518.89)	6.01%
505021	Telephone - Cell & Landline	5,609.43	3,456.67	42,175.82	41,480.00	695.82	101.68%
505022	Electric	6,537.65	5,416.67	37,032.40	65,000.00	(27,967.60)	56.97%
505023	Gas Utilities	8,104.99	2,916.67	17,143.36	35,000.00	(17,856.64)	48.98%
505024	Water & Sewer	1,345.70	1,833.33	8,862.80	22,000.00	(13,137.20)	40.29%
505025	Parking	-	166.67	-	2,000.00	(2,000.00)	0.00%
506011	Physical Damage Insurance	-	3,629.17	-	43,550.00	(43,550.00)	0.00%
506012	Accident Repair	3,327.58	125,000.00	1,624,107.53	1,500,000.00	124,107.53	108.27%
506021	Subrogation Recoveries	-	(2,083.33)	-	(25,000.00)	25,000.00	0.00%
507991	Sales & Use Taxes	12,350.08	-	82,279.92	-	82,279.92	0.00%
509011	Dues & Subscriptions	-	2,916.67	27,400.00	35,000.00	(7,600.00)	78.29%
509021	Travel & Meetings	274.00	3,833.33	7,817.16	46,000.00	(38,182.84)	16.99%
509061	Penalties & Fines	-	500.00	-	6,000.00	(6,000.00)	0.00%
509081	Advertising	3,000.00	8,916.67	25,442.67	107,000.00	(81,557.33)	23.78%
509919	COVID-19	12,986.37	19,166.67	109,601.89	230,000.00	(120,398.11)	47.65%
509991	Legal Advertising	-	166.67	-	2,000.00	(2,000.00)	0.00%
509992	Advertising BCC	-	1,500.00	-	18,000.00	(18,000.00)	0.00%
509993	Roadeo	-	583.33	-	7,000.00	(7,000.00)	0.00%
509994	Awards	25,108.41	8,917.20	46,134.86	107,006.36	(60,871.50)	43.11%
509996	Employee	-	1,250.00	-	15,000.00	(15,000.00)	0.00%
509997	Bank Charges	607.51	2,500.00	3,822.94	30,000.00	(26,177.06)	12.74%
510000	Capital	449,439.22	240,416.67	1,053,336.07	2,885,000.00	(1,831,663.93)	36.51%
999999	Misc	701.98	-	8,763.01	-	8,763.01	0.00%
	Total Expenses	\$2,379,122.48	\$2,634,064.61	\$11,578,571.19	\$31,608,774.30	(\$20,030,203.11)	36.63%



GoDurham
Expense Statement by Department-November 2022

010 - Operations	Actual	Budget	YTD Actual	Annual Budget		%
	10/31/2022	10/31/2022	10/31/2022	6/30/2023	Variance	Achieved
Salaries	941,560.25	585,298.22	2,705,323.63	7,023,578.59	(4,318,254.96)	38.52%
Overtime	96,375.96	84,004.03	453,722.35	1,008,048.26	(554,325.91)	45.01%
Payroll Taxes - Operations	82,274.16	57,752.33	265,220.62	693,027.97	(427,807.35)	38.27%
Pension Expense - Operations	-	82,188.37	-	986,260.43	(986,260.43)	0.00%
Medical - Union Operations	(4,986.90)	227,681.78	330,656.96	2,732,181.38	(2,401,524.42)	12.10%
Medical - Non-Union	(1,250.32)	23,024.17	35,616.88	276,290.07	(240,673.19)	12.89%
Dental - Union Operations	3,005.60	13,113.05	17,072.91	157,356.65	(140,283.74)	10.85%
Dental - Non-Union	207.99	1,141.59	479.99	13,699.08	(13,219.09)	3.50%
Life Insurance - Operations	1,029.00	4,605.09	5,909.72	55,261.05	(49,351.33)	10.69%
L/T Disability - Operations	-	322.36	-	3,868.27	(3,868.27)	0.00%
FUI - Operations	191.52	1,617.00	697.97	19,404.00	(18,706.03)	3.60%
SUI - Operations	272.64	4,206.90	1,341.05	50,482.74	(49,141.69)	2.66%
W/C - Union Operators	-	38,193.79	564,084.92	458,325.42	105,759.50	123.08%
PTO - Sick	1,132.44	-	26,914.49	-	26,914.49	0.00%
PTO Sick - Operators	20,561.45	25,633.34	103,714.14	307,600.04	(203,885.90)	33.72%
PTO - Holiday	4,047.39	27,207.13	15,835.75	326,485.54	(310,649.79)	4.85%
Accrued Holiday Pay	-	-	41,286.31	-	41,286.31	0.00%
PTO - Vacation	2,408.38	29,773.84	29,116.14	357,286.07	(328,169.93)	8.15%
Accrued Vacation - Driver	25,914.94	-	190,254.16	-	190,254.16	0.00%
PTO - Other	-	3,015.89	-	36,190.62	(36,190.62)	0.00%
PTO Other - Operators	462.85	-	3,370.84	-	3,370.84	0.00%
Uniforms - Operations	7,267.04	5,293.33	26,179.73	63,520.00	(37,340.27)	41.21%
CDL/Class B License	-	483.33	2,873.00	5,800.00	(2,927.00)	49.53%
InterCo Service Level	2,798.00	-	17,320.61	-	17,320.61	0.00%
Security	60,527.50	71,933.33	314,178.45	863,200.00	(549,021.55)	36.40%
Armored Car	-	2,083.33	255.53	25,000.00	(24,744.47)	1.02%
Tires	13,337.58	17,022.07	98,633.39	204,264.88	(105,631.49)	48.29%
Service Supplies/ Fare Media	-	2,083.33	68.33	25,000.00	(24,931.67)	0.27%
Total	1,257,137.47	1,307,677.60	5,250,127.87	15,692,131.06	(10,442,003.19)	33.46%

041 - Vehicle Maintenance	Actual	Budget	YTD Actual	Annual Budget		%
	10/31/2022	10/31/2022	10/31/2022	6/30/2023	Variance	Achieved
Salaries	201,448.24	155,193.71	630,779.91	1,862,324.49	(1,231,544.58)	33.87%
Overtime	1,646.97	8,821.81	26,460.30	105,861.72	(79,401.42)	25.00%
Payroll Taxes - Veh	16,498.31	12,953.85	61,078.02	155,446.19	(94,368.17)	39.29%
Pension Expense - Veh	-	31,502.63	-	378,031.56	(378,031.56)	0.00%
Medical - Union Veh	(1,380.90)	41,179.98	64,816.95	494,159.71	(429,342.76)	13.12%
Medical - Non-Union Veh	(2,211.02)	9,995.90	35,490.48	119,950.79	(84,460.31)	29.59%
Dental - Union Veh	399.55	2,344.01	2,226.00	28,128.15	(25,902.15)	7.91%
Dental - Non-Union Veh	87.04	494.71	321.00	5,936.51	(5,615.51)	5.41%
Life Insurance - Veh	255.15	1,000.50	1,270.15	12,005.94	(10,735.79)	10.58%
L/T Disability - Veh	-	70.04	-	840.42	(840.42)	0.00%
FUI - Veh Maintenance	-	336.00	70.36	4,032.00	(3,961.64)	1.75%
SUI - Veh Maintenance	33.90	799.68	229.80	9,596.16	(9,366.36)	2.39%
W/C - Union Veh	-	4,583.25	67,690.19	54,999.05	12,691.14	123.08%
PTO - Sick	5,344.15	3,376.88	58,242.81	40,522.50	17,720.31	143.73%
PTO - Holiday	2,158.37	5,315.85	7,629.27	63,790.19	(56,160.92)	11.96%
PTO Holiday - Mechanics	-	-	5,830.24	-	5,830.24	0.00%
PTO Holiday - Veh Attendant	-	-	2,807.11	-	2,807.11	0.00%
Accrued Vacation -	9,981.07	-	58,900.51	-	58,900.51	0.00%
PTO - Other	-	408.49	1,261.52	4,901.91	(3,640.39)	25.74%
Uniforms - Veh Maintenance	2,245.24	3,033.33	15,406.89	36,400.00	(20,993.11)	42.33%
Shoe & Tool Allow - Veh	704.94	1,366.67	7,009.49	16,400.00	(9,390.51)	42.74%
Temporary Help - Veh	-	3,000.00	-	36,000.00	(36,000.00)	0.00%
Body & Paint	87.46	4,166.67	492.49	50,000.00	(49,507.51)	0.99%
Bus Pest Control	-	675.00	2,702.88	8,100.00	(5,397.12)	33.37%
Bus Electrical	-	416.67	-	5,000.00	(5,000.00)	0.00%
Generator	-	666.67	-	8,000.00	(8,000.00)	0.00%
Glass/ Non- Accident	-	2,083.33	-	25,000.00	(25,000.00)	0.00%
Bus HVAC	-	833.33	1,050.10	10,000.00	(8,949.90)	10.50%
Major /Outside Repair	17,150.08	6,250.00	117,004.66	75,000.00	42,004.66	156.01%
Non Revenue Vehicle Repair	-	-	636.00	-	636.00	0.00%
Towing	3,192.50	1,855.00	12,240.00	22,260.00	(10,020.00)	54.99%
Oil & Lubricants	540.84	11,325.44	28,215.54	135,905.31	(107,689.77)	20.76%
Parts	64,475.40	76,758.64	342,961.53	921,103.69	(578,142.16)	37.23%
Bus Wash Supplies &	928.93	22,916.67	29,186.53	275,000.00	(245,813.47)	10.61%
Shop Supplies	10,980.19	4,166.67	40,711.89	50,000.00	(9,288.11)	81.42%
Physical Damage Insurance	-	3,629.17	-	43,550.00	(43,550.00)	0.00%
Accident Repair	-	-	37,229.32	-	37,229.32	0.00%
Less: Subrogation Recoveries	-	(2,083.33)	-	(25,000.00)	25,000.00	0.00%

Total

<u>\$334,566.41</u>	<u>\$419,437.22</u>	<u>\$1,659,951.94</u>	<u>\$5,033,246.29</u>	<u>(\$3,373,294.35)</u>	<u>32.98%</u>
---------------------	---------------------	-----------------------	-----------------------	-------------------------	---------------

042 - BLDG Maintenance	Actual	Budget	YTD Actual	Annual Budget		%
	10/31/2022	10/31/2022	10/31/2022	6/30/2023	Variance	Achieved
Salaries	69,640.71	37,916.11	254,424.61	454,993.18	(200,568.57)	55.92%
Overtime	653.94	1,554.23	3,613.32	18,650.81	(15,037.49)	19.37%
Payroll Taxes - Non-Veh	5,675.55	3,086.55	20,965.15	37,038.62	(16,073.47)	56.60%
Pension Expense - Non-Veh	-	8,710.42	-	104,525.04	(104,525.04)	0.00%
Medical - Union Non-Veh	(200.00)	7,569.19	13,008.36	90,830.22	(77,821.86)	14.32%
Medical - Non-Union Non-	(1,297.61)	2,393.42	17,763.83	28,721.03	(10,957.20)	61.85%
Dental - Union Non-Veh	75.64	418.55	378.20	5,022.61	(4,644.41)	7.53%
Dental - Non-Union Non-Veh	(74.88)	129.39	(302.64)	1,552.66	(1,855.30)	(19.49%)
Life Insurance - Non-Veh	35.00	246.12	143.50	2,953.41	(2,809.91)	4.86%
L/T Disability - Non-Veh Maintenance	-	17.23	-	206.74	(206.74)	0.00%
FUI - Non-Veh Maintenance	-	73.50	362.18	882.00	(519.82)	41.06%
SUI - Non-Veh Maintenance	32.31	174.93	105.32	2,099.16	(1,993.84)	5.02%
W/C - Union Non-Veh	-	954.85	14,102.13	11,458.14	2,643.99	123.08%
PTO - Sick	1,018.64	-	6,640.55	-	6,640.55	0.00%
PTO - Holiday	1,811.51	876.75	5,794.62	10,520.97	(4,726.35)	55.08%
PTO Holiday - Fac Attendant	-	-	1,658.34	-	1,658.34	0.00%
PTO - Vacation	3,298.82	-	19,277.32	-	19,277.32	0.00%
Uniforms - Non-Veh	-	758.33	-	9,100.00	(9,100.00)	0.00%
Shoe & Tool Allow - Non-Veh	-	175.00	259.98	2,100.00	(1,840.02)	12.38%
Custodial	18,597.00	22,366.67	84,716.58	268,400.00	(183,683.42)	31.56%
Building HVAC	-	1,666.67	-	20,000.00	(20,000.00)	0.00%
Building Electrical	-	1,250.00	61,880.60	15,000.00	46,880.60	412.54%
Plumbing	-	833.33	4,319.00	10,000.00	(5,681.00)	43.19%
Building Gen Repairs	2,633.74	14,500.00	29,187.61	174,000.00	(144,812.39)	16.77%
Grounds/ Cleaning	3,326.00	3,333.33	33,298.00	40,000.00	(6,702.00)	83.25%
Radio/Access System	-	516.67	-	6,200.00	(6,200.00)	0.00%
Building Pest Control	165.00	333.33	995.00	4,000.00	(3,005.00)	24.88%
Shop Equip Repair	-	-	9,823.76	-	9,823.76	0.00%
Transit Amenities	-	12,500.00	-	150,000.00	(150,000.00)	0.00%
Farebox Parts	3,510.41	5,000.00	5,831.92	60,000.00	(54,168.08)	9.72%
Farebox Cleaning	2.00	500.00	69.23	6,000.00	(5,930.77)	1.15%
Facility Tools	848.12	333.33	7,461.16	4,000.00	3,461.16	186.53%
Facility Cleaning	-	1,250.00	610.42	15,000.00	(14,389.58)	4.07%
Facility Equip Repairs	-	1,393.38	1,215.19	16,720.56	(15,505.37)	7.27%
Facility Equip Cleaning	-	1,000.00	1,023.42	12,000.00	(10,976.58)	8.53%
Grounds Cleaning	-	583.33	488.34	7,000.00	(6,511.66)	6.98%
Total	\$109,751.90	\$132,414.61	\$599,115.00	\$1,588,975.15	(\$989,860.15)	37.70%

160 - Administration	Actual	Budget	YTD Actual	Annual Budget		%
	10/31/2022	10/31/2022	10/31/2022	6/30/2023	Variance	Achieved
Salaries	84,751.79	155,073.12	429,423.81	1,860,877.36	(1,431,453.55)	23.08%
Overtime	3,353.63	-	9,177.01	-	9,177.01	0.00%
Payroll Taxes - General	7,579.34	12,245.59	36,657.76	146,947.12	(110,289.36)	24.95%
Pension Expense - General	4,285.39	20,054.26	28,161.81	240,651.13	(212,489.32)	11.70%
Medical - Non-Union General	(2,104.20)	49,979.50	45,813.77	599,753.94	(553,940.17)	7.64%
Dental - Non-Union General	856.01	2,422.42	3,789.72	29,068.99	(25,279.27)	13.04%
Life Insurance - General	455.00	976.45	2,117.50	11,717.35	(9,599.85)	18.07%
L/T Disability - General Admin	-	68.35	-	820.21	(820.21)	0.00%
FUI - General Admin	-	294.00	670.98	3,528.00	(2,857.02)	19.02%
SUI - General Admin	15.37	699.72	1,546.71	8,396.64	(6,849.93)	18.42%
W/C - Non-Union General	-	571.86	8,445.76	6,862.28	1,583.48	123.08%
PTO - Sick	744.16	353.45	18,313.78	4,241.42	14,072.36	431.78%
PTO - Holiday	4,475.65	-	14,937.56	-	14,937.56	0.00%
Accrued Vacation - Staff	8,968.10	-	35,288.90	-	35,288.90	0.00%
PTO - Other	-	-	478.72	-	478.72	0.00%
Uniforms	-	175.00	-	2,100.00	(2,100.00)	0.00%
InterCo Service Level	-	8,333.33	-	100,000.00	(100,000.00)	0.00%
Audit	-	3,333.33	37,075.00	40,000.00	(2,925.00)	92.69%
Background/License Checks	1,454.10	1,250.00	15,330.02	15,000.00	330.02	102.20%
Drug Screens	4,431.78	2,750.00	12,619.08	33,000.00	(20,380.92)	38.24%
Environmental Costs	4,599.78	2,916.67	15,369.77	35,000.00	(19,630.23)	43.91%
Outside Legal Services	1,818.24	3,750.00	18,059.60	45,000.00	(26,940.40)	40.13%
Maps/Schedules	-	-	15,979.43	-	15,979.43	0.00%
Payroll	-	6,416.67	590.00	77,000.00	(76,410.00)	0.77%
Physicals	1,530.00	1,010.00	6,087.00	12,120.00	(6,033.00)	50.22%
Other Professional	10,936.85	47,929.25	121,868.32	575,151.00	(453,282.68)	21.19%
Computer Maintenance	7,703.16	14,833.33	74,249.35	178,000.00	(103,750.65)	41.71%
Office Equip Maintenance	-	433.33	-	5,200.00	(5,200.00)	0.00%
Office Equipment (NonCap)	-	-	34,955.88	-	34,955.88	0.00%
Other Admin Contract - Fire	-	333.33	-	4,000.00	(4,000.00)	0.00%
Brochures	-	333.33	-	4,000.00	(4,000.00)	0.00%
Data Processing	-	250.00	-	3,000.00	(3,000.00)	0.00%
Office Supplies	3,123.08	2,500.00	12,913.45	30,000.00	(17,086.55)	43.04%
Postage	(703.45)	500.00	2,017.06	6,000.00	(3,982.94)	33.62%
Safety Training & Ed	-	2,125.00	10,266.41	25,500.00	(15,233.59)	40.26%
Schedules	-	2,500.00	-	30,000.00	(30,000.00)	0.00%
Printed Materials	-	666.67	481.11	8,000.00	(7,518.89)	6.01%
Telephone - Cell & Landline	5,609.43	3,456.67	42,175.82	41,480.00	695.82	101.68%

Electric	6,537.65	5,416.67	37,032.40	65,000.00	(27,967.60)	56.97%
Gas Utilities	8,104.99	2,916.67	17,143.36	35,000.00	(17,856.64)	48.98%
Water & Sewer	1,345.70	1,833.33	8,862.80	22,000.00	(13,137.20)	40.29%
Parking	-	166.67	-	2,000.00	(2,000.00)	0.00%
Auto/GL Insurance	3,327.58	125,000.00	1,586,878.21	1,500,000.00	86,878.21	105.79%
Sales & Use Taxes	12,350.08	-	82,279.92	-	82,279.92	0.00%
Dues & Subscriptions	-	2,916.67	27,400.00	35,000.00	(7,600.00)	78.29%
Travel & Meetings	274.00	3,833.33	7,817.16	46,000.00	7,817.16	0.00%
Penalties & Fines	-	500.00	-	6,000.00	(6,000.00)	0.00%
Advertising	3,000.00	8,916.67	25,442.67	107,000.00	(81,557.33)	23.78%
COVID-19	12,986.37	19,166.67	109,601.89	230,000.00	(120,398.11)	47.65%
Legal Advertising	-	166.67	-	2,000.00	(2,000.00)	0.00%
Professional Services	-	1,500.00	-	18,000.00	(18,000.00)	0.00%
Rodeo	-	583.33	-	7,000.00	(7,000.00)	0.00%
Awards	25,108.41	8,917.20	46,134.86	107,006.36	(60,871.50)	43.11%
Employee Promotions	-	1,250.00	-	15,000.00	(15,000.00)	0.00%
Bank Charges	607.51	2,500.00	3,822.94	30,000.00	(26,177.06)	12.74%
Capital	449,439.22	240,416.67	1,053,336.07	2,885,000.00	(1,831,663.93)	36.51%
Misc	701.98	-	8,763.01	-	8,763.01	0.00%
Total	677,666.70	774,535.18	4,069,376.38	9,294,421.80	(5,225,045.42)	43.78%

DCTC November 2022 Checklist

<u>Trans. Date</u>	<u>Trans. No.</u>	<u>Payee</u>	<u>Amount</u>
11/4/2022	52655	ABC COMPANIES	\$113.84
11/18/2022	52738	ABC COMPANIES	\$3,822.38
11/10/2022	52728	ADAM RICHARD OSBORNE	\$725.00
11/23/2022	52838	ADAM RICHARD OSBORNE	\$725.00
11/21/2022	52817	AFLAC	\$7,572.38
11/18/2022	52739	AIRGAS NATIONAL WELDERS	\$277.55
11/21/2022	52818	AMALGAMATED TRANSIT UNION 1493	\$5,694.00
11/4/2022	52657	AMAZON CAPITAL SERVICES	\$119.72
11/23/2022	52830	ANGEL LUIS FIGUEROA	\$250.00
11/10/2022	52722	ANTHONY JACKSON	\$200.00
11/4/2022	52658	ARC3 GASES	\$104.16
11/18/2022	52740	ARC3 GASES	\$69.92
11/18/2022	52741	ARCPOINT LABS OF RALEIGH DURHAM	\$2,610.63
11/18/2022	52753	AUSTIN HUNTER DAVIS	\$1,250.00
11/4/2022	52659	AVAIL TECHNOLOGIES, INC.	\$224,719.61
11/18/2022	52742	AVAIL TECHNOLOGIES, INC.	\$224,719.61
11/4/2022	52531	BENJAMIN LAWRENCE GARTH	\$300.00
11/10/2022	52720	BENJAMIN LAWRENCE GARTH	\$300.00
11/18/2022	52773	BENJAMIN LAWRENCE GARTH	\$1,100.00
11/23/2022	52831	BENJAMIN LAWRENCE GARTH	\$1,100.00
11/4/2022	52525	BOBBY L. CRABTREE	\$600.00
11/10/2022	52715	BOBBY L. CRABTREE	\$625.00
11/18/2022	52750	BOBBY L. CRABTREE	\$525.00
11/23/2022	52825	BOBBY L. CRABTREE	\$525.00
11/10/2022	52734	BRETT WALLER	\$300.00
11/18/2022	52746	C&A EQUIPMENT SERVICES INC	\$802.96
11/18/2022	52802	CHARTER COMMUNICATIONS	\$723.24
11/4/2022	52543	CHRISTOPHER BLAKE THOMPSON	\$625.00
11/10/2022	52733	CHRISTOPHER BLAKE THOMPSON	\$400.00
11/18/2022	52807	CHRISTOPHER BLAKE THOMPSON	\$400.00
11/4/2022	52661	CINTAS CORPORATION # 205	\$818.70
11/18/2022	52747	CINTAS CORPORATION # 205	\$661.37
11/4/2022	52662	CITY OF DURHAM WATER & SEWER	\$1,148.41
11/4/2022	52663	CLARKE POWER SERVICES INC	\$16,836.14
11/21/2022	52819	CLARKE POWER SERVICES INC	\$16,305.85
11/4/2022	52664	CLEARSTAR, INC	\$854.10
11/4/2022	52665	COLONIAL LIFE	\$198.84

11/4/2022	52660	COMPASS GROUP	\$161.27
11/18/2022	52748	COMTECH NETWORK SOLUTIONS	\$5,025.90
11/4/2022	52667	CONTINENTAL TIRE THE AMERICAS, LLC	\$10,343.75
11/18/2022	52749	CONTINENTAL TIRE THE AMERICAS, LLC	\$5,670.61
11/4/2022	52527	COURTNEY C. DAVIS	\$2,175.00
11/10/2022	52717	COURTNEY C. DAVIS	\$550.00
11/18/2022	52754	COURTNEY C. DAVIS	\$500.00
11/23/2022	52826	COURTNEY C. DAVIS	\$500.00
11/18/2022	52752	CROSS SYSTEMS INC.	\$249.84
11/4/2022	52541	DEBRA CAROL SMITH	\$1,000.00
11/18/2022	52801	DEBRA CAROL SMITH	\$500.00
11/23/2022	52841	DEBRA CAROL SMITH	\$500.00
11/4/2022	52668	DELTA DENTAL OF NORTH CAROLINA	\$6,385.34
11/4/2022	52669	DEWHIT FACILITY SERVICES, LLC	\$18,597.00
11/4/2022	52540	DILLON JOSEPH ROBINSON	\$300.00
11/10/2022	52730	DILLON JOSEPH ROBINSON	\$225.00
11/18/2022	52794	DILLON JOSEPH ROBINSON	\$1,300.00
11/23/2022	52840	DILLON JOSEPH ROBINSON	\$900.00
11/18/2022	52755	DOMINION ENERGY	\$6,209.49
11/18/2022	52756	DOMINION ENERGY	\$2,462.85
11/4/2022	52532	DONALD NEAL HALL	\$300.00
11/18/2022	52776	DONALD NEAL HALL	\$300.00
11/23/2022	52832	DONALD NEAL HALL	\$350.00
11/4/2022	52524	DOUGLAS BECKETT	\$1,000.00
11/10/2022	52713	DOUGLAS BECKETT	\$950.00
11/18/2022	52745	DOUGLAS BECKETT	\$300.00
11/23/2022	52823	DOUGLAS BECKETT	\$950.00
11/18/2022	52758	DRAGONFLY POND WORKS	\$494.00
11/4/2022	52526	DUDLEY RAY CREECH JR.	\$275.00
11/10/2022	52716	DUDLEY RAY CREECH JR.	\$700.00
11/18/2022	52751	DUDLEY RAY CREECH JR.	\$1,075.00
11/18/2022	52759	DUKE ENERGY	\$5,008.06
11/18/2022	52760	DUKE ENERGY	\$55.82
11/18/2022	52761	DUKE ENERGY	\$1,931.41
11/4/2022	52670	ELECTRIC SALES & SERVICE	\$2,060.40
11/4/2022	52671	EMC NATIONAL LIFE CO	\$1,366.75
11/18/2022	52764	EMPLOYEE BENEFITS CORPORATION	\$300.00
11/4/2022	52530	ERIN R ELLERMAN	\$200.00
11/10/2022	52719	ERIN R ELLERMAN	\$450.00

11/18/2022	52763	ERIN R ELLERMAN	\$225.00
11/23/2022	52829	ERIN R ELLERMAN	\$300.00
11/4/2022	52672	EUROFINS ANA LABORATORIES INC	\$2,100.00
11/4/2022	52674	FASTENAL	\$2,162.12
11/18/2022	52765	FASTENAL	\$16,676.05
11/18/2022	52766	FASTMED URGENT CARE	\$1,530.00
11/4/2022	52533	FEDERICK L. HARRIS	\$300.00
11/10/2022	52721	FEDERICK L. HARRIS	\$1,500.00
11/18/2022	52777	FEDERICK L. HARRIS	\$700.00
11/23/2022	52833	FEDERICK L. HARRIS	\$500.00
11/4/2022	52675	FEDEX EXPRESS SHIPPING	\$44.39
11/4/2022	52673	FIDELITY SECURITY LIFE INSURANCE CO.	\$1,191.63
11/4/2022	52676	FIRST TRANSIT INC	\$2,798.00
11/4/2022	52677	FIRST TRANSIT INC	\$2,798.00
11/4/2022	52678	FRONTIER COMMUNICATIONS	\$104.96
11/4/2022	52679	FRONTIER COMMUNICATIONS	\$892.64
11/4/2022	52680	FRONTIER COMMUNICATIONS	\$84.73
11/4/2022	52681	FRONTIER COMMUNICATIONS	\$72.90
11/4/2022	52682	FRONTIER COMMUNICATIONS	\$300.55
11/18/2022	52767	FRONTIER COMMUNICATIONS	\$36.85
11/18/2022	52768	FRONTIER COMMUNICATIONS	\$98.53
11/18/2022	52770	GALLS, LLC	\$2,908.57
11/18/2022	52771	GALLS, LLC	\$3,187.73
11/18/2022	52772	GALLS, LLC	\$1,155.97
11/4/2022	52683	GILLIG LLC	\$6,864.63
11/18/2022	52774	GILLIG LLC	\$17,687.81
11/18/2022	52775	GRAINGER	\$958.13
11/23/2022	52821	GREG ANDREA	\$650.00
11/4/2022	52684	GREGORY POOLE	\$1,601.19
11/4/2022	52686	HUTCHENS PETROLEUM	\$469.43
11/4/2022	52687	JCM AND ASSOCIATES, INC	\$288.04
11/4/2022	52688	JOENATE, INC. GENERAL CONTRACTOR	\$1,032.00
11/4/2022	52689	JOHNS TOWING & RECOVERY	\$1,982.50
11/18/2022	52781	JOHNS TOWING & RECOVERY	\$1,210.00
11/4/2022	52522	JON ALEXANDER ALCALA	\$300.00
11/4/2022	52542	JONATHAN MICHAEL STEWART	\$1,100.00
11/10/2022	52732	JONATHAN MICHAEL STEWART	\$900.00
11/18/2022	52805	JONATHAN MICHAEL STEWART	\$600.00
11/23/2022	52843	JONATHAN MICHAEL STEWART	\$600.00

11/18/2022	52810	VALLE, MARLON	\$124.00
11/4/2022	52705	VERIZON CONNECT FLEET USA LLC	\$145.60
11/18/2022	52811	VERIZON WIRELESS	\$1,938.59
11/4/2022	52706	WALKER AUTO STORES	\$339.67
11/18/2022	52812	WATERLOGIC	\$197.29
11/10/2022	52711	WILLIAM SYLVESTER BANTON III	\$800.00
11/18/2022	52743	WILLIAM SYLVESTER BANTON III	\$300.00
11/4/2022	52523	WILLIE K. BARFIELD	\$450.00
11/10/2022	52712	WILLIE K. BARFIELD	\$850.00
11/18/2022	52744	WILLIE K. BARFIELD	\$225.00
11/23/2022	52822	WILLIE K. BARFIELD	\$600.00
11/4/2022	52707	WRAL-FM MIX 101.5	\$2,050.00
11/18/2022	52814	WRAL-FM MIX 101.5	\$950.00
11/4/2022	52708	YOUNG MOORE AND HENDERSON, P.A.	\$966.00
11/18/2022	52815	YOUNG MOORE AND HENDERSON, P.A.	\$852.24
11/18/2022	52816	ZEP MANUFACTURING COMPANY	\$357.49
11/4/2022	52709	ZONAR	\$2.00
		Total	\$791,649.00
		Less: Capital already reimbursed	\$ 449,439.22
		Total	\$342,209.78

Contract 3137		December-22	
Revenues			
Advertising Revenue	\$	- 5310U051	658900
Vending Revenue	\$	- 5310U051	658900
Other	\$	- 5310U051	658900
Farebox/Ticket	\$	- 5310U051	644020
Total Revenue	\$	-	
Total Expenses			
Less: Pension			
Less: Robertson			
Net Expenses	\$	2,416,087.69	
Breakdown of Expenses			
Department 160	\$	436,126.23 5310U051	728610
Depeartmens 41 + 42	\$	597,082.52 5300U050	728610 USC23
Department 10	\$	1,382,878.94 5310U051	728610 USCA3
	\$	- 5300U050	728610
Eligible Grant Expenses			
Department 41	\$	446,340.36	
Department 42	\$	150,742.16	
Operating Expenses (CARES - Dept 10)	\$	1,382,878.94	
Total Grant Expenses			
Replenishment Amount	\$	2,416,087.69	



Tonya Dupree
Finance Director
1903 Fay Street
Durham, NC 27704
(919) 560-1545 x36104
Fax (919) 560-1541

January 5, 2023

**Triangle Transit
Mrs. Sandra Freeman
4600 Emperor Blvd Ste. 1000
Durham, NC 27703**

Dear Mrs. Freeman,

Please find enclosed a copy of the income statement, reconciliation, and supporting documentation for the period ending December 31, 2022. Upon review and approval of the December funding request, we are asking the City of Durham to replenish \$2,416,087.69 to the cash account of GoDurham. This amount will restore the working capital fund as of December 31, 2022 to \$3,400,000.

Sincerely,

A handwritten signature in black ink that reads "Tonya Dupree".

**Tonya Dupree
Finance Director
GoDurham**

Go Durham

Reconciliation -December 2022

GL Balance:

Revenue:	\$1,973,025.64	
Less: City Reimbursements	<u>(1,971,095.64)</u>	
	\$ 1,930.00	
Total Expenses- IS	\$2,567,830.76	
Less: Capital	<u>(149,813.07)</u>	Already reimbursed
	\$2,418,017.69	

Revenue over Expenses: **(2,416,087.69)**

Bank Balance:

Deposits:	1,973,025.64	
Less Account Adjustment:	<u>(1,971,095.64)</u>	City Replenishments
Net Deposits:	\$ 1,930.00	
Withdrawals:		
Check Register	\$492,298.92	
Less: Supplemental Ins./ Garn.	<u>(81,704.27)</u>	
ACH Payroll Taxes	281,883.14	Paychex
Direct Deposit Payroll	1,081,314.14	
Electronic Payments	96,608.65	FSA/ 401K
Electronic Payments	2,655.66	Paycor Service Charges
Electronic Payments	4,833.25	Paychex Service Charges
Electronic Payments: Garnishments	13,988.27	
Electronic Payments: Medical	309,454.51	
Less: liability medical payments	<u>(\$16,438.76)</u>	
Bank Charges	<u>538.05</u>	
Total Cash Disbursement	\$ 2,185,431.56	
Revenue over Expenses:	\$ (2,183,501.56)	
Variance GL to BS:	(\$232,586.13)	
Bank Balance: Net Expenses	\$ 2,183,501.56	

Supp. Ins./ Garn. 232,586.13 *Expensed in December paid in January (includes all payables including taxes related to December 30th payroll)*

\$ 2,416,087.69

Book Balance: Net Expenses \$ 2,416,087.69

\$ 2,416,087.69

Unreconciled Difference 0.00

\$ 2,416,087.69

Replenishment Request \$ 2,416,087.69



GoDurham
Summary- Income Statement- December 2022

Revenues		Actual	Budget	YTD Actual	Annual Budget	Variance	% Achieved
		12/31/2022	12/31/2022	12/31/2022	6/30/2023		
408401	Vending Revenue	1,671.40	1,105.43	8,199.46	13,265.10	(5,065.64)	61.81%
408501	Other	258.60	416.67	4,134.65	5,000.00	(865.35)	82.69%
Total Revenues		\$1,930.00	\$1,522.10	\$12,334.11	\$18,265.10	(\$5,930.99)	67.53%

Expenses		Actual	Budget	YTD Actual	Annual Budget	Variance	% Achieved
		12/31/2022	12/31/2022	12/31/2022	6/30/2023		
501011	Regular Wages	1,109,030.28	933,481.16	5,128,982.24	11,201,773.62	(6,072,791.38)	45.79%
501012	OT	179,883.19	94,380.07	672,856.17	1,132,560.79	(459,704.62)	59.41%
502011	Payroll Taxes	113,495.90	86,038.32	497,417.45	1,032,459.90	(535,042.45)	48.18%
502021	Pension Expense	5,159.31	142,455.68	33,321.12	1,709,468.16	(1,676,147.04)	1.95%
502031	Medical - Union	213,220.26	276,430.95	621,702.53	3,317,171.31	(2,695,468.78)	18.74%
502032	Medical - Non-Union	79,795.49	85,392.99	214,480.45	1,024,715.83	(810,235.38)	20.93%
502041	Dental - Union	3,077.30	15,875.61	22,754.41	190,507.41	(167,753.00)	11.94%
502042	Dental - Non-Union	1,009.63	4,188.11	5,297.70	50,257.24	(44,959.54)	10.54%
502051	Life Insurance	1,762.92	6,828.16	11,203.79	81,937.75	(70,733.96)	13.67%
502061	L/T Disability	-	477.98	-	5,735.64	(5,735.64)	0.00%
502071	FUI - Operations	307.47	2,320.50	2,108.96	27,846.00	(25,737.04)	7.57%
502072	SUI - Operations	328.08	5,881.23	3,550.96	70,574.70	(67,023.74)	5.03%
502081	W/C - Union	-	43,731.89	645,877.24	524,782.61	121,094.63	123.08%
502082	W/C - Non-Union	-	571.86	8,445.76	6,862.28	1,583.48	123.08%
502091	PTO - Sick	42,671.78	29,363.67	256,497.55	352,363.96	(95,866.41)	72.79%
502101	PTO - Holiday	65,191.50	33,399.73	160,970.70	400,796.70	(239,826.00)	40.16%
502111	PTO - Vacation	116,226.31	29,773.84	449,063.34	357,286.07	91,777.27	125.69%
502121	PTO - Other	1,771.00	3,424.38	6,882.08	41,092.53	(34,210.45)	16.75%
502131	Uniforms	17,360.03	9,259.99	58,946.65	111,120.00	(52,173.35)	53.05%
502141	CDL/Class B License	309.00	483.33	3,182.00	5,800.00	(2,618.00)	54.86%
502142	Shoe & Tool Allow	458.01	1,541.67	7,727.48	18,500.00	(10,772.52)	41.77%
503011	InterCo Service Level	2,743.00	8,333.33	20,063.61	100,000.00	(79,936.39)	20.06%
503031	Audit	1,600.00	3,333.33	38,675.00	40,000.00	(1,325.00)	96.69%
503032	Background/License Check	5,450.80	1,250.00	20,780.82	15,000.00	5,780.82	138.54%
503033	Drug Screens	3,581.00	2,750.00	16,200.08	33,000.00	(16,799.92)	49.09%

503034	Environmental Costs	17,435.72	2,916.67	32,805.49	35,000.00	(2,194.51)	93.73%
503035	Outside Legal Services	10,383.00	3,750.00	28,442.60	45,000.00	(16,557.40)	63.21%
503036	Maps/Schedules	411.33	-	16,390.76	-	16,390.76	0.00%
503037	Payroll	-	6,416.67	590.00	77,000.00	(76,410.00)	0.77%
503038	Physicals	2,380.00	1,010.00	8,467.00	12,120.00	(3,653.00)	69.86%
503039	Other Professional	19,759.49	47,929.25	141,627.81	575,151.00	(433,523.19)	24.62%
503041	Temporary Help	-	3,000.00	-	36,000.00	(36,000.00)	0.00%
503051	Body & Paint	-	4,166.67	492.49	50,000.00	(49,507.51)	0.99%
503052	Bus Pest Control	1,351.44	675.00	4,054.32	8,100.00	(4,045.68)	50.05%
503053	Bus Electrical	-	416.67	-	5,000.00	(5,000.00)	0.00%
503054	Generator	-	666.67	-	8,000.00	(8,000.00)	0.00%
503055	Glass/ Non- Accident	-	2,083.33	-	25,000.00	(25,000.00)	0.00%
503056	Bus HVAC	150.28	833.33	1,200.38	10,000.00	(8,799.62)	12.00%
503057	Major /Outside Repair	10,964.77	6,250.00	127,969.43	75,000.00	52,969.43	170.63%
503058	Non Revenue Vehicle Repa	-	-	636.00	-	636.00	0.00%
503061	Custodial	18,597.00	22,366.67	103,313.58	268,400.00	(165,086.42)	38.49%
503071	Security	73,225.00	71,933.33	387,403.45	863,200.00	(475,796.55)	44.88%
503072	Armored Car	170.88	2,083.33	426.41	25,000.00	(24,573.59)	1.71%
503081	Building HVAC	1,425.00	1,666.67	1,425.00	20,000.00	(18,575.00)	7.13%
503082	Building Electrical	2,240.00	1,250.00	64,120.60	15,000.00	49,120.60	427.47%
503083	Plumbing	2,090.08	833.33	6,409.08	10,000.00	(3,590.92)	64.09%
503084	Building Gen Repairs	4,530.02	14,500.00	33,717.63	174,000.00	(140,282.37)	19.38%
503085	Grounds/ Cleaning	3,326.00	3,333.33	36,624.00	40,000.00	(3,376.00)	91.56%
503086	Radio/Access System	-	516.67	-	6,200.00	(6,200.00)	0.00%
503087	Building Pest Control	163.23	333.33	1,158.23	4,000.00	(2,841.77)	28.96%
503089	Shop Equip Repair	550.10	-	10,373.86	-	10,373.86	0.00%
503091	Computer Maintenance	20,146.81	14,833.33	94,396.16	178,000.00	(83,603.84)	53.03%
503092	Office Equip Maintenance	-	433.33	-	5,200.00	(5,200.00)	0.00%
503097	Office Equipment (NonCap	2,086.92	-	37,042.80	-	37,042.80	0.00%
503992	Towing	770.00	1,855.00	13,010.00	22,260.00	(9,250.00)	58.45%
503993	Transit Amenities	-	12,500.00	-	150,000.00	(150,000.00)	0.00%
503994	Other Admin Contract - Fir	-	333.33	-	4,000.00	(4,000.00)	0.00%
504011	Oil & Lubricants	6,798.42	11,325.44	35,013.96	135,905.31	(100,891.35)	25.76%
504021	Tires	10,560.55	17,022.07	109,193.94	204,264.88	(95,070.94)	53.46%
504971	Service Supplies/ Fare Mec	-	2,083.33	68.33	25,000.00	(24,931.67)	0.27%
504972	Parts	76,287.09	76,758.64	419,248.62	921,103.69	(501,855.07)	45.52%
504973	Bus Wash Supplies &	5,774.39	22,916.67	34,960.92	275,000.00	(240,039.08)	12.71%
504974	Shop Supplies	1,104.55	4,166.67	41,816.44	50,000.00	(8,183.56)	83.63%
504981	Farebox Parts	-	5,000.00	5,831.92	60,000.00	(54,168.08)	9.72%
504982	Farebox Cleaning	1.85	500.00	71.08	6,000.00	(5,928.92)	1.18%

504983	Facility Tools	340.00	333.33	7,801.16	4,000.00	3,801.16	195.03%
504984	Facility Cleaning	-	1,250.00	610.42	15,000.00	(14,389.58)	4.07%
504985	Facility Equip Repairs	-	1,393.38	1,215.19	16,720.56	(15,505.37)	7.27%
504986	Facility Equip Cleaning	-	1,000.00	1,023.42	12,000.00	(10,976.58)	8.53%
504987	Grounds Cleaning	-	583.33	488.34	7,000.00	(6,511.66)	6.98%
504991	Brochures	-	333.33	-	4,000.00	(4,000.00)	0.00%
504992	Data Processing	-	250.00	-	3,000.00	(3,000.00)	0.00%
504994	Office Supplies	2,787.83	2,500.00	15,701.28	30,000.00	(14,298.72)	52.34%
504995	Postage	2,000.00	500.00	4,017.06	6,000.00	(1,982.94)	66.95%
504996	Safety Training & Ed	13,838.86	2,125.00	24,105.27	25,500.00	(1,394.73)	94.53%
504997	Schedules	-	2,500.00	-	30,000.00	(30,000.00)	0.00%
504998	Printed Materials	5,882.00	666.67	6,363.11	8,000.00	(1,636.89)	79.54%
505021	Telephone - Cell & Landline	14,532.05	3,456.67	56,707.87	41,480.00	15,227.87	136.71%
505022	Electric	6,317.52	5,416.67	43,349.92	65,000.00	(21,650.08)	66.69%
505023	Gas Utilities	14,551.94	2,916.67	31,695.30	35,000.00	(3,304.70)	90.56%
505024	Water & Sewer	2,710.62	1,833.33	11,573.42	22,000.00	(10,426.58)	52.61%
505025	Parking	-	166.67	-	2,000.00	(2,000.00)	0.00%
506011	Physical Damage Insurance	-	3,629.17	-	43,550.00	(43,550.00)	0.00%
506012	Accident Repair	16,972.97	125,000.00	1,641,080.50	1,500,000.00	141,080.50	109.41%
506021	Subrogation Recoveries	-	(2,083.33)	-	(25,000.00)	25,000.00	0.00%
507991	Sales & Use Taxes	17,511.58	-	99,791.50	-	99,791.50	0.00%
509011	Dues & Subscriptions	4,776.33	2,916.67	32,176.33	35,000.00	(2,823.67)	91.93%
509021	Travel & Meetings	-	3,833.33	7,817.16	46,000.00	(38,182.84)	16.99%
509061	Penalties & Fines	-	500.00	-	6,000.00	(6,000.00)	0.00%
509081	Advertising	2,000.00	8,916.67	27,442.67	107,000.00	(79,557.33)	25.65%
509919	COVID-19	14,255.97	19,166.67	123,857.86	230,000.00	(106,142.14)	53.85%
509991	Legal Advertising	380.79	166.67	380.79	2,000.00	(1,619.21)	19.04%
509992	Advertising BCC	-	1,500.00	-	18,000.00	(18,000.00)	0.00%
509993	Roadeo	96.75	583.33	96.75	7,000.00	(6,903.25)	1.38%
509994	Awards	10,101.56	8,917.20	56,236.42	107,006.36	(50,769.94)	52.55%
509996	Employee	-	1,250.00	-	15,000.00	(15,000.00)	0.00%
509997	Bank Charges	603.04	2,500.00	4,425.98	30,000.00	(25,574.02)	14.75%
510000	Capital	179,982.57	240,416.67	1,233,318.64	2,885,000.00	(1,651,681.36)	42.75%
999999	Misc	1,072.20	-	9,835.21	-	9,835.21	0.00%
	Total Expenses	\$2,567,830.76	\$2,634,064.61	\$14,146,401.95	\$31,608,774.30	(\$17,462,372.35)	44.75%



GoDurham
Expense Statement by Department-December 2022

010 - Operations	Actual	Budget	YTD Actual	Annual Budget		%
	12/31/2022	12/31/2022	12/31/2022	6/30/2023	Variance	Achieved
Salaries	715,437.87	585,298.22	3,420,761.50	7,023,578.59	(3,602,817.09)	48.70%
Overtime	164,706.32	84,004.03	618,428.67	1,008,048.26	(389,619.59)	61.35%
Payroll Taxes - Operations	75,999.73	57,752.33	341,220.35	693,027.97	(351,807.62)	49.24%
Pension Expense - Operations	-	82,188.37	-	986,260.43	(986,260.43)	0.00%
Medical - Union Operations	168,933.59	227,681.78	499,590.55	2,732,181.38	(2,232,590.83)	18.29%
Medical - Non-Union	20,010.12	23,024.17	55,627.00	276,290.07	(220,663.07)	20.13%
Dental - Union Operations	2,602.11	13,113.05	19,675.02	157,356.65	(137,681.63)	12.50%
Dental - Non-Union	165.95	1,141.59	645.94	13,699.08	(13,053.14)	4.72%
Life Insurance - Operations	1,017.77	4,605.09	6,927.49	55,261.05	(48,333.56)	12.54%
L/T Disability - Operations	-	322.36	-	3,868.27	(3,868.27)	0.00%
FUI - Operations	257.11	1,617.00	955.08	19,404.00	(18,448.92)	4.92%
SUI - Operations	246.73	4,206.90	1,587.78	50,482.74	(48,894.96)	3.15%
W/C - Union Operators	-	38,193.79	564,084.92	458,325.42	105,759.50	123.08%
PTO - Sick	4,734.23	-	31,648.72	-	31,648.72	0.00%
PTO Sick - Operators	28,848.13	25,633.34	132,562.27	307,600.04	(175,037.77)	43.10%
PTO - Holiday	11,652.62	27,207.13	27,488.37	326,485.54	(298,997.17)	8.42%
Accrued Holiday Pay	22,385.33	-	63,671.64	-	63,671.64	0.00%
PTO - Vacation	9,856.24	29,773.84	38,972.38	357,286.07	(318,313.69)	10.91%
Accrued Vacation - Driver	55,195.49	-	245,449.65	-	245,449.65	0.00%
PTO - Other	-	3,015.89	-	36,190.62	(36,190.62)	0.00%
PTO Other - Operators	641.78	-	4,012.62	-	4,012.62	0.00%
Uniforms - Operations	13,179.39	5,293.33	39,359.12	63,520.00	(24,160.88)	61.96%
CDL/Class B License	309.00	483.33	3,182.00	5,800.00	(2,618.00)	54.86%
InterCo Service Level	2,743.00	-	20,063.61	-	20,063.61	0.00%
Security	73,225.00	71,933.33	387,403.45	863,200.00	(475,796.55)	44.88%
Armored Car	170.88	2,083.33	426.41	25,000.00	(24,573.59)	1.71%
Tires	10,560.55	17,022.07	109,193.94	204,264.88	(95,070.94)	53.46%
Service Supplies/ Fare Media	-	2,083.33	68.33	25,000.00	(24,931.67)	0.27%
Total	\$1,382,878.94	\$1,307,677.60	\$6,633,006.81	\$15,692,131.06	(\$9,059,124.25)	42.27%

041 - Vehicle Maintenance	Actual	Budget	YTD Actual	Annual Budget		%
	12/31/2022	12/31/2022	12/31/2022	6/30/2023	Variance	Achieved
Salaries	203,460.39	155,193.71	834,240.30	1,862,324.49	(1,028,084.19)	44.80%
Overtime	8,795.45	8,821.81	35,255.75	105,861.72	(70,605.97)	33.30%
Payroll Taxes - Veh	19,419.78	12,953.85	80,497.80	155,446.19	(74,948.39)	51.79%
Pension Expense - Veh	-	31,502.63	-	378,031.56	(378,031.56)	0.00%
Medical - Union Veh	35,216.79	41,179.98	100,033.74	494,159.71	(394,125.97)	20.24%
Medical - Non-Union Veh	21,385.31	9,995.90	56,875.79	119,950.79	(63,075.00)	47.42%
Dental - Union Veh	399.55	2,344.01	2,625.55	28,128.15	(25,502.60)	9.33%
Dental - Non-Union Veh	68.00	494.71	389.00	5,936.51	(5,547.51)	6.55%
Life Insurance - Veh	255.15	1,000.50	1,525.30	12,005.94	(10,480.64)	12.70%
L/T Disability - Veh	-	70.04	-	840.42	(840.42)	0.00%
FUI - Veh Maintenance	-	336.00	70.36	4,032.00	(3,961.64)	1.75%
SUI - Veh Maintenance	20.73	799.68	250.53	9,596.16	(9,345.63)	2.61%
W/C - Union Veh	-	4,583.25	67,690.19	54,999.05	12,691.14	123.08%
PTO - Sick	4,717.67	3,376.88	62,960.48	40,522.50	22,437.98	155.37%
PTO - Holiday	5,682.99	5,315.85	13,312.26	63,790.19	(50,477.93)	20.87%
PTO Holiday - Mechanics	3,444.08	-	9,274.32	-	9,274.32	0.00%
PTO Holiday - Veh Attendant	1,615.20	-	4,422.31	-	4,422.31	0.00%
Accrued Vacation -	31,175.87	-	90,076.38	-	90,076.38	0.00%
PTO - Other	793.84	408.49	2,055.36	4,901.91	(2,846.55)	41.93%
Uniforms - Veh Maintenance	4,180.64	3,033.33	19,587.53	36,400.00	(16,812.47)	53.81%
Shoe & Tool Allow - Veh	158.01	1,366.67	7,167.50	16,400.00	(9,232.50)	43.70%
Temporary Help - Veh	-	3,000.00	-	36,000.00	(36,000.00)	0.00%
Body & Paint	-	4,166.67	492.49	50,000.00	(49,507.51)	0.99%
Bus Pest Control	1,351.44	675.00	4,054.32	8,100.00	(4,045.68)	50.05%
Bus Electrical	-	416.67	-	5,000.00	(5,000.00)	0.00%
Generator	-	666.67	-	8,000.00	(8,000.00)	0.00%
Glass/ Non- Accident	-	2,083.33	-	25,000.00	(25,000.00)	0.00%
Bus HVAC	150.28	833.33	1,200.38	10,000.00	(8,799.62)	12.00%
Major /Outside Repair	10,964.77	6,250.00	127,969.43	75,000.00	52,969.43	170.63%
Non Revenue Vehicle Repair	-	-	636.00	-	636.00	0.00%
Towing	770.00	1,855.00	13,010.00	22,260.00	(9,250.00)	58.45%
Oil & Lubricants	6,798.42	11,325.44	35,013.96	135,905.31	(100,891.35)	25.76%
Parts	76,287.09	76,758.64	419,248.62	921,103.69	(501,855.07)	45.52%
Bus Wash Supplies &	5,774.39	22,916.67	34,960.92	275,000.00	(240,039.08)	12.71%
Shop Supplies	1,104.55	4,166.67	41,816.44	50,000.00	(8,183.56)	83.63%
Physical Damage Insurance	-	3,629.17	-	43,550.00	(43,550.00)	0.00%
Accident Repair	2,349.97	-	39,579.29	-	39,579.29	0.00%
Less: Subrogation Recoveries	-	(2,083.33)	-	(25,000.00)	25,000.00	0.00%

Total

<u>\$446,340.36</u>	<u>\$419,437.22</u>	<u>\$2,106,292.30</u>	<u>\$5,033,246.29</u>	<u>(\$2,926,953.99)</u>	<u>41.85%</u>
---------------------	---------------------	-----------------------	-----------------------	-------------------------	---------------

042 - BLDG Maintenance	Actual	Budget	YTD Actual	Annual Budget		%
	12/31/2022	12/31/2022	12/31/2022	6/30/2023	Variance	Achieved
Salaries	68,966.91	37,916.11	323,391.52	454,993.18	(131,601.66)	71.08%
Overtime	2,567.53	1,554.23	6,180.85	18,650.81	(12,469.96)	33.14%
Payroll Taxes - Non-Veh	6,662.24	3,086.55	27,627.39	37,038.62	(9,411.23)	74.59%
Pension Expense - Non-Veh	-	8,710.42	-	104,525.04	(104,525.04)	0.00%
Medical - Union Non-Veh	9,069.88	7,569.19	22,078.24	90,830.22	(68,751.98)	24.31%
Medical - Non-Union Non-	12,316.97	2,393.42	30,080.80	28,721.03	1,359.77	104.73%
Dental - Union Non-Veh	75.64	418.55	453.84	5,022.61	(4,568.77)	9.04%
Dental - Non-Union Non-Veh	(49.95)	129.39	(352.59)	1,552.66	(1,905.25)	(22.71%)
Life Insurance - Non-Veh	35.00	246.12	178.50	2,953.41	(2,774.91)	6.04%
L/T Disability - Non-Veh Maintenanc	-	17.23	-	206.74	(206.74)	0.00%
FUI - Non-Veh Maintenance	-	73.50	362.18	882.00	(519.82)	41.06%
SUI - Non-Veh Maintenance	27.39	174.93	132.71	2,099.16	(1,966.45)	6.32%
W/C - Union Non-Veh	-	954.85	14,102.13	11,458.14	2,643.99	123.08%
PTO - Sick	2,935.00	-	9,575.55	-	9,575.55	0.00%
PTO - Holiday	5,434.53	876.75	11,229.15	10,520.97	708.18	106.73%
PTO Holiday - Fac Attendant	899.76	-	2,558.10	-	2,558.10	0.00%
PTO - Vacation	8,237.98	-	27,515.30	-	27,515.30	0.00%
Uniforms - Non-Veh	-	758.33	-	9,100.00	(9,100.00)	0.00%
Shoe & Tool Allow - Non-Veh	300.00	175.00	559.98	2,100.00	(1,540.02)	26.67%
Custodial	18,597.00	22,366.67	103,313.58	268,400.00	(165,086.42)	38.49%
Building HVAC	1,425.00	1,666.67	1,425.00	20,000.00	(18,575.00)	7.13%
Building Electrical	2,240.00	1,250.00	64,120.60	15,000.00	49,120.60	427.47%
Plumbing	2,090.08	833.33	6,409.08	10,000.00	(3,590.92)	64.09%
Building Gen Repairs	4,530.02	14,500.00	33,717.63	174,000.00	(140,282.37)	19.38%
Grounds/ Cleaning	3,326.00	3,333.33	36,624.00	40,000.00	(3,376.00)	91.56%
Radio/Access System	-	516.67	-	6,200.00	(6,200.00)	0.00%
Building Pest Control	163.23	333.33	1,158.23	4,000.00	(2,841.77)	28.96%
Shop Equip Repair	550.10	-	10,373.86	-	10,373.86	0.00%
Transit Amenities	-	12,500.00	-	150,000.00	(150,000.00)	0.00%
Farebox Parts	-	5,000.00	5,831.92	60,000.00	(54,168.08)	9.72%
Farebox Cleaning	1.85	500.00	71.08	6,000.00	(5,928.92)	1.18%
Facility Tools	340.00	333.33	7,801.16	4,000.00	3,801.16	195.03%
Facility Cleaning	-	1,250.00	610.42	15,000.00	(14,389.58)	4.07%
Facility Equip Repairs	-	1,393.38	1,215.19	16,720.56	(15,505.37)	7.27%
Facility Equip Cleaning	-	1,000.00	1,023.42	12,000.00	(10,976.58)	8.53%
Grounds Cleaning	-	583.33	488.34	7,000.00	(6,511.66)	6.98%
Total	\$150,742.16	\$132,414.61	\$749,857.16	\$1,588,975.15	(\$839,117.99)	47.19%

160 - Administration	Actual	Budget	YTD Actual	Annual Budget		%
	12/31/2022	12/31/2022	12/31/2022	6/30/2023	Variance	Achieved
Salaries	121,165.11	155,073.12	550,588.92	1,860,877.36	(1,310,288.44)	29.59%
Overtime	3,813.89	-	12,990.90	-	12,990.90	0.00%
Payroll Taxes - General	11,414.15	12,245.59	48,071.91	146,947.12	(98,875.21)	32.71%
Pension Expense - General	5,159.31	20,054.26	33,321.12	240,651.13	(207,330.01)	13.85%
Medical - Non-Union General	26,083.09	49,979.50	71,896.86	599,753.94	(527,857.08)	11.99%
Dental - Non-Union General	825.63	2,422.42	4,615.35	29,068.99	(24,453.64)	15.88%
Life Insurance - General	455.00	976.45	2,572.50	11,717.35	(9,144.85)	21.95%
L/T Disability - General Admin	-	68.35	-	820.21	(820.21)	0.00%
FUI - General Admin	50.36	294.00	721.34	3,528.00	(2,806.66)	20.45%
SUI - General Admin	33.23	699.72	1,579.94	8,396.64	(6,816.70)	18.82%
W/C - Non-Union General	-	571.86	8,445.76	6,862.28	1,583.48	123.08%
PTO - Sick	1,436.75	353.45	19,750.53	4,241.42	15,509.11	465.66%
PTO - Holiday	14,076.99	-	29,014.55	-	29,014.55	0.00%
Accrued Vacation - Staff	11,760.73	-	47,049.63	-	47,049.63	0.00%
PTO - Other	335.38	-	814.10	-	814.10	0.00%
Uniforms	-	175.00	-	2,100.00	(2,100.00)	0.00%
InterCo Service Level	-	8,333.33	-	100,000.00	(100,000.00)	0.00%
Audit	1,600.00	3,333.33	38,675.00	40,000.00	(1,325.00)	96.69%
Background/License Checks	5,450.80	1,250.00	20,780.82	15,000.00	5,780.82	138.54%
Drug Screens	3,581.00	2,750.00	16,200.08	33,000.00	(16,799.92)	49.09%
Environmental Costs	17,435.72	2,916.67	32,805.49	35,000.00	(2,194.51)	93.73%
Outside Legal Services	10,383.00	3,750.00	28,442.60	45,000.00	(16,557.40)	63.21%
Maps/Schedules	411.33	-	16,390.76	-	16,390.76	0.00%
Payroll	-	6,416.67	590.00	77,000.00	(76,410.00)	0.77%
Physicals	2,380.00	1,010.00	8,467.00	12,120.00	(3,653.00)	69.86%
Other Professional	19,759.49	47,929.25	141,627.81	575,151.00	(433,523.19)	24.62%
Computer Maintenance	20,146.81	14,833.33	94,396.16	178,000.00	(83,603.84)	53.03%
Office Equip Maintenance	-	433.33	-	5,200.00	(5,200.00)	0.00%
Office Equipment (NonCap)	2,086.92	-	37,042.80	-	37,042.80	0.00%
Other Admin Contract - Fire	-	333.33	-	4,000.00	(4,000.00)	0.00%
Brochures	-	333.33	-	4,000.00	(4,000.00)	0.00%
Data Processing	-	250.00	-	3,000.00	(3,000.00)	0.00%
Office Supplies	2,787.83	2,500.00	15,701.28	30,000.00	(14,298.72)	52.34%
Postage	2,000.00	500.00	4,017.06	6,000.00	(1,982.94)	66.95%
Safety Training & Ed	13,838.86	2,125.00	24,105.27	25,500.00	(1,394.73)	94.53%
Schedules	-	2,500.00	-	30,000.00	(30,000.00)	0.00%
Printed Materials	5,882.00	666.67	6,363.11	8,000.00	(1,636.89)	79.54%
Telephone - Cell & Landline	14,532.05	3,456.67	56,707.87	41,480.00	15,227.87	136.71%

Electric	6,317.52	5,416.67	43,349.92	65,000.00	(21,650.08)	66.69%
Gas Utilities	14,551.94	2,916.67	31,695.30	35,000.00	(3,304.70)	90.56%
Water & Sewer	2,710.62	1,833.33	11,573.42	22,000.00	(10,426.58)	52.61%
Parking	-	166.67	-	2,000.00	(2,000.00)	0.00%
Auto/GL Insurance	14,623.00	125,000.00	1,601,501.21	1,500,000.00	101,501.21	106.77%
Sales & Use Taxes	17,511.58	-	99,791.50	-	99,791.50	0.00%
Dues & Subscriptions	4,776.33	2,916.67	32,176.33	35,000.00	(2,823.67)	91.93%
Travel & Meetings	-	3,833.33	7,817.16	46,000.00	(38,182.84)	0.00%
Penalties & Fines	-	500.00	-	6,000.00	(6,000.00)	0.00%
Advertising	2,000.00	8,916.67	27,442.67	107,000.00	(79,557.33)	25.65%
COVID-19	14,255.97	19,166.67	123,857.86	230,000.00	(106,142.14)	53.85%
Legal Advertising	380.79	166.67	380.79	2,000.00	(1,619.21)	19.04%
Professional Services	-	1,500.00	-	18,000.00	(18,000.00)	0.00%
Rodeo	96.75	583.33	96.75	7,000.00	(6,903.25)	1.38%
Awards	10,101.56	8,917.20	56,236.42	107,006.36	(50,769.94)	52.55%
Employee Promotions	-	1,250.00	-	15,000.00	(15,000.00)	0.00%
Bank Charges	603.04	2,500.00	4,425.98	30,000.00	(25,574.02)	14.75%
Capital	179,982.57	240,416.67	1,233,318.64	2,885,000.00	(1,651,681.36)	42.75%
Misc	1,072.20	-	9,835.21	-	9,835.21	0.00%
Total	\$ 587,869.30	\$ 774,535.18	\$ 4,657,245.68	\$ 9,294,421.80	\$ (4,637,176.12)	50.11%

Trans. Date	Trans. No.	Payee	Amount
12/1/2022	52845	TRI-CITY SIGNS & AWARDS	\$638.55
12/2/2022	52870	ABC COMPANIES	\$2,162.66
12/2/2022	52871	AMAZON CAPITAL SERVICES	\$851.03
12/2/2022	52853	AUSTIN HUNTER DAVIS	\$300.00
12/2/2022	52872	AVAIL TECHNOLOGIES, INC.	\$149,813.07
12/2/2022	52856	BENJAMIN LAWRENCE GARTH	\$537.50
12/2/2022	52851	BOBBY L. CRABTREE	\$975.00
12/2/2022	52868	BRIANNA NICOLE REECE	\$120.40
12/2/2022	52873	BROWN BROTHERS PLUMBING	\$962.13
12/2/2022	52898	CHARTER COMMUNICATIONS	\$374.68
12/2/2022	52850	CHRISTOPHER H CHAPPEL	\$600.00
12/2/2022	52874	CINTAS CORPORATION # 205	\$818.70
12/2/2022	52875	CLARKE POWER SERVICES INC	\$21,543.91
12/2/2022	52876	COLONIAL LIFE	\$198.84
12/2/2022	52877	CONTINENTAL TIRE THE AMERICAS, LLC	\$10,173.07
12/2/2022	52878	COUCH OIL COMPANY OF DURHAM	\$2,688.36
12/2/2022	52854	COURTNEY C. DAVIS	\$2,600.00
12/2/2022	52879	CROSS SYSTEMS INC.	\$1,463.34
12/2/2022	52864	DEBRA CAROL SMITH	\$500.00
12/2/2022	52880	DIESEL EQUIPMENT CO INC	\$619.01
12/2/2022	52863	DILLON JOSEPH ROBINSON	\$337.50
12/2/2022	52858	DONALD NEAL HALL	\$600.00
12/2/2022	52849	DOUGLAS BECKETT	\$950.00
12/2/2022	52852	DUDLEY RAY CREECH JR.	\$1,000.00
12/2/2022	52881	EMC NATIONAL LIFE CO	\$1,083.33
12/2/2022	52882	FASTENAL	\$872.27
12/2/2022	52883	FRONTIER COMMUNICATIONS	\$70.24
12/2/2022	52884	FRONTIER COMMUNICATIONS	\$870.81
12/2/2022	52885	FRONTIER COMMUNICATIONS	\$98.32
12/2/2022	52886	FRONTIER COMMUNICATIONS	\$103.34
12/2/2022	52887	GILLIG LLC	\$2,487.37
12/2/2022	52888	GRAINGER	\$988.95
12/2/2022	52846	GREG ANDREA	\$425.00
12/2/2022	52889	HUTCHENS PETROLEUM	\$1,551.62
12/2/2022	52901	JAMES TINSLEY	\$581.50
12/2/2022	52865	JONATHAN MICHAEL STEWART	\$575.00
12/2/2022	52866	KRISTIAN F. WHEELER	\$800.00
12/2/2022	52867	LATOYA NICOLE MCCLENDON	\$128.75

12/2/2022	52890	LOOMIS FARGO & CO	\$85.28
12/2/2022	52859	MATRICE HENDERSON	\$737.50
12/2/2022	52891	MHC KENWORTH	\$12,098.32
12/2/2022	52869	MORRIS COOK	\$1,720.00
12/2/2022	52862	NATHANIEL S. PARKER	\$225.00
12/2/2022	52861	NICHOLAS JOSEPH LYNDE	\$200.00
12/2/2022	52892	NOBLE OIL SERVICES INC.	\$607.38
12/2/2022	52893	ORKIN PEST CONTROL	\$675.72
12/2/2022	52895	RADARSIGN, LLC	\$8,514.00
12/2/2022	52860	RICHARD ERNESTO JIMENEZ	\$300.00
12/2/2022	52857	RONALD JOSEPH GUARDINO JR	\$975.00
12/2/2022	52896	SAFFELLE INC	\$1,471.93
12/2/2022	52897	SHERWIN-WILLIAMS	\$181.62
12/2/2022	52899	STAPLES BUSINESS ADVANTAGE	\$2,925.73
12/2/2022	52900	TEAGUE ROTENSTREICH STANALAND FOX & HOLT, P.L.L.C.	\$100.00
12/2/2022	52905	TERRON WALKER	\$50.00
12/2/2022	52855	THOMAS DALE DOUGLASS JR.	\$300.00
12/2/2022	52902	TRADESMASTERS SERVICES	\$1,617.75
12/2/2022	52894	TRANSAXLE, LLC	\$5,748.95
12/2/2022	52903	UNIFIRST CORPORATION	\$2,697.23
12/2/2022	52904	WALKER AUTO STORES	\$1,116.38
12/2/2022	52847	WILLIAM SYLVESTER BANTON III	\$925.00
12/2/2022	52848	WILLIE K. BARFIELD	\$750.00
12/7/2022	52906	MORRIS COOK	\$1,000.00
12/9/2022	52967	A DIVISION OF IDSC HOLDINGS LLC	\$8,230.29
12/9/2022	52926	ADAM RICHARD OSBORNE	\$725.00
12/9/2022	52933	AMAZON CAPITAL SERVICES	\$1,089.79
12/9/2022	52917	ANGEL LUIS FIGUEROA	\$550.00
12/9/2022	52935	ARTHUR J. GALLAGHER	\$13,991.00
12/9/2022	52914	AUSTIN HUNTER DAVIS	\$1,200.00
12/9/2022	52918	BENJAMIN LAWRENCE GARTH	\$600.00
12/9/2022	52912	BOBBY L. CRABTREE	\$400.00
12/9/2022	52936	BROME SPECIALTY COMPANY INC	\$508.58
12/9/2022	52958	CHRISTIAN FRANK JONATHAN PACHECO NEAVE	\$300.00
12/9/2022	52932	CHRISTOPHER BLAKE THOMPSON	\$725.00
12/9/2022	52937	CITY OF DURHAM	\$736.18
12/9/2022	52938	CITY OF DURHAM	\$1,148.39
12/9/2022	52939	COMTECH NETWORK SOLUTIONS	\$8,798.44
12/9/2022	52915	COURTNEY C. DAVIS	\$450.00

12/9/2022	52954	DANIEL D EDDINGER II	\$4,000.00
12/9/2022	52930	DEBRA CAROL SMITH	\$200.00
12/9/2022	52940	DELTA DENTAL OF NORTH CAROLINA	\$5,900.26
12/9/2022	52941	DEWHIT FACILITY SERVICES, LLC	\$18,597.00
12/9/2022	52928	DILLON JOSEPH ROBINSON	\$75.00
12/9/2022	52920	DONALD NEAL HALL	\$250.00
12/9/2022	52910	DOUGLAS BECKETT	\$1,000.00
12/9/2022	52943	DRAGONFLY POND WORKS	\$184.00
12/9/2022	52913	DUDLEY RAY CREECH JR.	\$1,050.00
12/9/2022	52944	DURHAM CONVENTION CENTER	\$3,161.26
12/9/2022	52978	EARL THOMAS BUMPHUS	\$64.13
12/9/2022	52946	ELECTRIC SALES & SERVICE	\$3,304.65
12/9/2022	52916	ERIN R ELLERMAN	\$300.00
12/9/2022	52948	FASTMED URGENT CARE	\$2,380.00
12/9/2022	52921	FEDERICK L. HARRIS	\$400.00
12/9/2022	52949	FEDEX EXPRESS SHIPPING	\$96.13
12/9/2022	52947	FIDELITY SECURITY LIFE INSURANCE CO.	\$1,471.14
12/9/2022	52950	FLEETPRIDE	\$126.75
12/9/2022	52951	FRONTIER COMMUNICATIONS	\$307.44
12/9/2022	52952	GALLS, LLC	\$6,167.32
12/9/2022	52953	GALLS, LLC	\$1,818.50
12/9/2022	52907	GREG ANDREA	\$1,350.00
12/9/2022	52956	INTERSTATE BATTERIES OF RALEIGH	\$2,135.34
12/9/2022	52942	JOHNNY DOVE	\$158.01
12/9/2022	52931	JONATHAN MICHAEL STEWART	\$600.00
12/9/2022	52924	JOSEPH BRIAN KING	\$350.00
12/9/2022	52911	JOSHUA CHOLULA	\$200.00
12/9/2022	52929	KRISHA J. ROBINSON	\$300.00
12/9/2022	52934	MARLIN SOFTWARE, LLC	\$840.00
12/9/2022	52922	MATRICE HENDERSON	\$650.00
12/9/2022	52925	MATTHEW JOHN MALASPINA	\$1,250.00
12/9/2022	52927	NATHANIEL S. PARKER	\$875.00
12/9/2022	52957	PARAGON READY SERVICES LLC	\$1,925.00
12/9/2022	52959	PAYCOR, INC.	\$1,512.50
12/9/2022	52960	PERFORMANCE PRINT SERVICES	\$6,182.53
12/9/2022	52961	PRINCIPAL GLOBAL INVESTORS, LLC	\$2,477.15
12/9/2022	52962	PUBLIC HARDWARE INC	\$271.63
12/9/2022	52963	RADARSIGN, LLC	\$2,268.26
12/9/2022	52923	RICHARD ERNESTO JIMENEZ	\$300.00

12/9/2022	52919	RONALD JOSEPH GUARDINO JR	\$225.00
12/9/2022	52964	SAFE-T-WORKS, INC	\$1,541.00
12/9/2022	52965	SHARP BUSINESS SYSTEMS	\$21.45
12/9/2022	52966	SHARP BUSINESS SYSTEMS	\$30.24
12/9/2022	52968	SPRINGBOARD PROMOTIONS, LLC	\$1,019.28
12/9/2022	52969	TELEPATHIC GRAPHICS INC	\$498.97
12/9/2022	52945	THE EI GROUP INC	\$820.00
12/9/2022	52955	THE HARTFORD PRIORITY ACCOUNTS	\$9,510.72
12/9/2022	52970	THE TRAVELERS INDEMNITY COMPANY	\$2,349.97
12/9/2022	52971	TRAVELERS CL REMITTANCE CENTER	\$632.00
12/9/2022	52972	TRIANGLE AREA LANDSCAPE MANAGEMENT, INC.	\$3,326.00
12/9/2022	52973	VERIZON CONNECT FLEET USA LLC	\$145.60
12/9/2022	52974	VERIZON WIRELESS	\$3,484.97
12/9/2022	52908	WILLIAM SYLVESTER BANTON III	\$500.00
12/9/2022	52909	WILLIE K. BARFIELD	\$425.00
12/9/2022	52975	WRAL-FM MIX 101.5	\$2,000.00
12/9/2022	52976	YOUNG MOORE AND HENDERSON, P.A.	\$2,116.00
12/9/2022	52977	ZONAR	\$2.00
12/16/2022	53008	A 1 LOCK & SAFE OF NORTH CAROLINA	\$28.87
12/16/2022	53007	A1 AUTO PARTS	\$213.60
12/16/2022	52995	ADAM NICHOLAS KRAMER	\$250.00
12/16/2022	53009	AIRGAS NATIONAL WELDERS	\$137.52
12/16/2022	52989	ANGEL LUIS FIGUEROA	\$250.00
12/16/2022	52993	ANTHONY JACKSON	\$162.50
12/16/2022	53010	ARC3 GASES	\$100.80
12/16/2022	53011	ARCPOINT LABS OF RALEIGH DURHAM	\$2,040.00
12/16/2022	53001	ARTHUR JOSEPH SHEPARD	\$300.00
12/16/2022	52986	AUSTIN HUNTER DAVIS	\$700.00
12/16/2022	52990	BENJAMIN LAWRENCE GARTH	\$700.00
12/16/2022	52984	BOBBY L. CRABTREE	\$300.00
12/16/2022	53012	BRAME SPECIALTY COMPANY INC	\$520.14
12/16/2022	53014	C&A EQUIPMENT SERVICES INC	\$2,765.36
12/16/2022	53054	CHARTER COMMUNICATIONS	\$348.74
12/16/2022	53016	CHERRY BEKAERT LLP	\$1,600.00
12/16/2022	53004	CHRISTOPHER BLAKE THOMPSON	\$600.00
12/16/2022	52983	CHRISTOPHER H CHAPPEL	\$300.00
12/16/2022	53017	CINTAS CORPORATION # 205	\$818.70
12/16/2022	53019	CLARKE POWER SERVICES INC	\$4,605.85
12/16/2022	53020	CLEARSTAR, INC	\$1,975.80

12/16/2022	53021	COMMERCIAL LIGHTING COMPANY	\$580.49
12/16/2022	53022	CONTINENTAL TIRE THE AMERICAS, LLC	\$2,361.69
12/16/2022	52987	COURTNEY C. DAVIS	\$300.00
12/16/2022	53023	CROSS SYSTEMS INC.	\$1,282.43
12/16/2022	53015	C-STORE SERVICES, INC.	\$878.92
12/16/2022	53035	DANIEL D EDDINGER II	\$4,000.00
12/16/2022	52982	DAVID ROBBERT BEUGNOT JR.	\$600.00
12/16/2022	53024	DIESEL EQUIPMENT CO INC	\$2,730.09
12/16/2022	53000	DILLON JOSEPH ROBINSON	\$675.00
12/16/2022	53025	DOMINION ENERGY	\$11,854.18
12/16/2022	53026	DOMINION ENERGY	\$3,716.40
12/16/2022	52981	DOUGLAS BECKETT	\$1,000.00
12/16/2022	52985	DUDLEY RAY CREECH JR.	\$500.00
12/16/2022	53027	DUKE ENERGY	\$55.82
12/16/2022	53013	EARL THOMAS BUMPHUS	\$22.53
12/16/2022	53028	ELITE DRIVING SCHOOL, LLC	\$3,500.00
12/16/2022	53029	FACTORY CLEANING EQUIPMENT	\$591.35
12/16/2022	53030	FASTENAL	\$15,885.61
12/16/2022	52991	FEDERICK L. HARRIS	\$1,600.00
12/16/2022	53031	FLEETPRIDE	\$1,854.45
12/16/2022	53032	FRONTIER COMMUNICATIONS	\$36.80
12/16/2022	53033	FRONTIER COMMUNICATIONS	\$117.85
12/16/2022	53034	GALLS, LLC	\$1,072.99
12/16/2022	53036	GILLIG LLC	\$12,851.08
12/16/2022	53037	GRAINGER	\$61.94
12/16/2022	52980	GREG ANDREA	\$425.00
12/16/2022	53038	GUARDIANN FUELING TECHNOLOGIES	\$32,432.23
12/16/2022	53039	HUTCHENS PETROLEUM	\$2,000.26
12/16/2022	53040	INSIGHT PUBLIC SECTOR, INC.	\$3,150.59
12/16/2022	53041	INTERSTATE BATTERIES OF RALEIGH	\$489.24
12/16/2022	53042	JOHNS TOWING & RECOVERY	\$770.00
12/16/2022	53003	JONATHAN MICHAEL STEWART	\$600.00
12/16/2022	53005	KRISTIAN F. WHEELER	\$500.00
12/16/2022	53043	LOOMIS FARGO & CO	\$85.60
12/16/2022	53002	MARIA GEORGETTA STEVENSON	\$1,000.00
12/16/2022	52992	MATRICE HENDERSON	\$800.00
12/16/2022	52997	MATTHEW JOHN MALASPINA	\$300.00
12/16/2022	53044	MHC KENWORTH	\$3,982.09
12/16/2022	52979	MICHAEL ADAMS	\$300.00

12/16/2022	53045	MILLER ELECTRIC COMPANY	\$2,408.00
12/16/2022	52998	NATHANIEL S. PARKER	\$875.00
12/16/2022	52996	NICHOLAS JOSEPH LYNDE	\$600.00
12/16/2022	53046	NOBLE OIL SERVICES INC.	\$15,475.35
12/16/2022	53047	PAYCOR, INC.	\$3,263.83
12/16/2022	53048	PERFORMANCE PRINT SERVICES	\$141.53
12/16/2022	53049	PIEDMONT COMMUNICATIONS CO. INC.	\$365.50
12/16/2022	53050	PINNACLE FIRE SYSTEMS INC	\$1,710.00
12/16/2022	53051	PLATINUM DOOR SERVICES, LLC	\$2,030.68
12/16/2022	53052	PROGRESSIVE ELECTRICAL SERVICE	\$1,284.71
12/16/2022	53053	PUBLIC HARDWARE INC	\$474.43
12/16/2022	52994	RICHARD ERNESTO JIMENEZ	\$750.00
12/16/2022	52999	SCOTT PENNICA	\$225.00
12/16/2022	52988	THOMAS DALE DOUGLASS JR.	\$500.00
12/16/2022	53056	THRIFTY OFFICE FURNITURE OF NC LLC	\$2,243.44
12/16/2022	53057	TIAA COMMERCIAL FINANCE, INC	\$1,027.99
12/16/2022	53055	TRACTION	\$4,079.21
12/16/2022	53058	TRI-CITY SIGNS & AWARDS	\$96.75
12/16/2022	53059	ULINE	\$332.02
12/16/2022	53060	UNIFIRST CORPORATION	\$3,118.82
12/16/2022	53061	WALKER AUTO STORES	\$138.54
12/16/2022	53062	YOUNG MOORE AND HENDERSON, P.A.	\$1,909.00
12/21/2022	53091	ADAM RICHARD OSBORNE	\$725.00
12/21/2022	53079	ANGEL LUIS FIGUEROA	\$425.00
12/21/2022	53080	BENJAMIN LAWRENCE GARTH	\$300.00
12/21/2022	53072	BOBBY L. CRABTREE	\$1,350.00
12/21/2022	53092	CHRISTIAN FRANK JONATHAN PACHECO NEAVE	\$51.50
12/21/2022	53099	CHRISTOPHER BLAKE THOMPSON	\$300.00
12/21/2022	53070	CITY OF DURHAM	\$826.05
12/21/2022	53071	CLARKE POWER SERVICES INC	\$1,921.03
12/21/2022	53073	COURTNEY C. DAVIS	\$800.00
12/21/2022	53090	DACHELLE MCCAIN	\$700.00
12/21/2022	53068	DAVID ROBBERT BEUGNOT JR.	\$650.00
12/21/2022	53096	DEBRA CAROL SMITH	\$500.00
12/21/2022	53095	DILLON JOSEPH ROBINSON	\$900.00
12/21/2022	53081	DONALD NEAL HALL	\$300.00
12/21/2022	53067	DOUGLAS BECKETT	\$950.00
12/21/2022	53076	DUKE ENERGY	\$1,673.38
12/21/2022	53077	DUKE ENERGY	\$5,030.55

12/21/2022	53078	ERIN R ELLERMAN	\$200.00
12/21/2022	53083	FEDERICK L. HARRIS	\$1,000.00
12/21/2022	53082	GARRETT A HAMILTON	\$200.00
12/21/2022	53064	GREG ANDREA	\$425.00
12/21/2022	53098	JONATHAN MICHAEL STEWART	\$950.00
12/21/2022	53086	JOSEPH BRIAN KING	\$600.00
12/21/2022	53089	KENDRICK RONDELL MARTIN	\$128.75
12/21/2022	53074	LARRY DEMERY	\$811.53
12/21/2022	53097	MARIA GEORGETTA STEVENSON	\$200.00
12/21/2022	53084	MATRICE HENDERSON	\$350.00
12/21/2022	53088	MATTHEW JOHN MALASPINA	\$700.00
12/21/2022	53069	MICHAEL S. BONFIGLIO	\$300.00
12/21/2022	53063	MICHAEL ADAMS	\$600.00
12/21/2022	53093	NATHANIEL S. PARKER	\$425.00
12/21/2022	53087	NICHOLAS JOSEPH LYNDE	\$175.00
12/21/2022	53085	RICHARD ERNESTO JIMENEZ	\$125.00
12/21/2022	53094	SCOTT PENNICA	\$225.00
12/21/2022	53075	THOMAS DALE DOUGLASS JR.	\$725.00
12/21/2022	53100	VERIZON WIRELESS	\$3,484.43
12/21/2022	53101	VERIZON WIRELESS	\$1,938.55
12/21/2022	53065	WILLIAM SYLVESTER BANTON III	\$500.00
12/21/2022	53066	WILLIE K. BARFIELD	\$200.00
12/30/2022	53122	AMAZON CAPITAL SERVICES	\$904.37
12/30/2022	53110	ANGEL LUIS FIGUEROA	\$200.00
12/30/2022	53114	ANTHONY JACKSON	\$400.00
12/30/2022	53111	BENJAMIN LAWRENCE GARTH	\$500.00
12/30/2022	53107	BOBBY L. CRABTREE	\$500.00
12/30/2022	53134	CHARTER COMMUNICATIONS	\$374.68
12/30/2022	53106	CHRISTOPHER H CHAPPEL	\$600.00
12/30/2022	53123	COLONIAL LIFE	\$198.84
12/30/2022	53108	COURTNEY C. DAVIS	\$1,950.00
12/30/2022	53119	DEBRA CAROL SMITH	\$500.00
12/30/2022	53105	DOUGLAS BECKETT	\$900.00
12/30/2022	53109	ERIN R ELLERMAN	\$300.00
12/30/2022	53112	FEDERICK L. HARRIS	\$1,600.00
12/30/2022	53135	FEDEX EXPRESS SHIPPING	\$120.73
12/30/2022	53125	FRONTIER COMMUNICATIONS	\$103.34
12/30/2022	53126	FRONTIER COMMUNICATIONS	\$870.81
12/30/2022	53127	FRONTIER COMMUNICATIONS	\$83.05

12/30/2022	53128	GALLS, LLC	\$3,609.42
12/30/2022	53129	GILLIG LLC	\$914.33
12/30/2022	53102	GREG ANDREA	\$1,387.50
12/30/2022	53130	INSIGHT PUBLIC SECTOR, INC.	\$4,351.95
12/30/2022	53131	JCM AND ASSOCIATES, INC	\$1,395.30
12/30/2022	53120	JONATHAN MICHAEL STEWART	\$1,012.50
12/30/2022	53116	JOSEPH BRIAN KING	\$300.00
12/30/2022	53121	KRISTIAN F. WHEELER	\$1,000.00
12/30/2022	53118	KRISTY L ROBERTS	\$300.00
12/30/2022	53113	MATRICE HENDERSON	\$450.00
12/30/2022	53117	NATHANIEL S. PARKER	\$425.00
12/30/2022	53132	PARAGON READY SERVICES LLC	\$1,550.00
12/30/2022	53136	PARKER POE LOCKBOX	\$6,258.00
12/30/2022	53133	PERFORMANCE PRINT SERVICES	\$442.18
12/30/2022	53115	RICHARD ERNESTO JIMENEZ	\$325.00
12/30/2022	53103	WILLIAM SYLVESTER BANTON III	\$500.00
12/30/2022	53104	WILLIE K. BARFIELD	<u>\$300.00</u>
			\$642,111.99

Less Avail(Already reimbursed) \$ (149,813.07)

Total **\$492,298.92**